

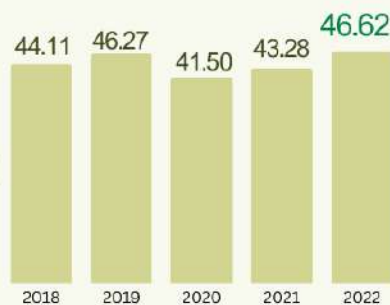
2022 PROVINCIAL PRODUCT ACCOUNTS OF CITY OF LUCENA

AT CONSTANT 2018 PRICES

7.7%

GDP GROWTH RATE
 2021- 2022

GDP
 2018-2022
 In Billion Pesos

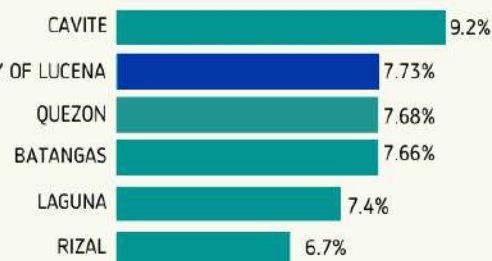


GROWTH RATE BY INDUSTRY

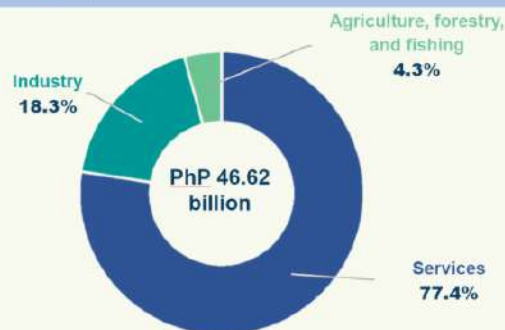
At Constant 2018 Prices, in Percent, 2021-2022

	Other services	23.2
	Construction	21.4
	Mining and quarrying	20.7
	Transportation and storage	12.7
	Accommodation and food service activities	8.4
	Public administration and defense; compulsory social activities	8.1
	Wholesale and retail trade; repair of motor vehicles and motorcycles	6.72
	Information and communication	6.66
	Education	6.52
	Financial and insurance activities	6.47
	Manufacturing	6.45
	Professional and business services	6.1
	Real estate and ownership of dwellings	5.3
	Human health and social work activities	3.7
	Agriculture, forestry, and fishing	3.5
	Electricity, steam, water and waste management	1.8

CITY OF LUCENA IS THE SECOND FASTEST GROWING ECONOMY AMONG PROVINCES AND HUC IN CALABARZON IN 2022



SHARE (%) OF MAJOR INDUSTRIES



TOP 3 INDUSTRIES WITH LARGEST SHARE TO THE ECONOMY

In Percent



PER CAPITA GDP

