

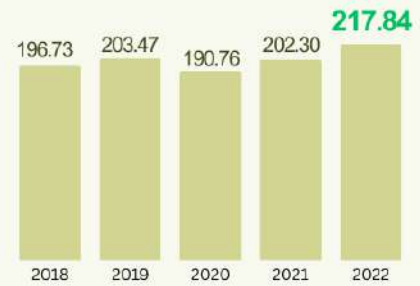
# 2022 PROVINCIAL PRODUCT ACCOUNTS OF QUEZON

AT CONSTANT 2018 PRICES

# 7.7%


GDP GROWTH RATE  
 2021-2022

GDP  
 2018-2022  
*In Billion Pesos*

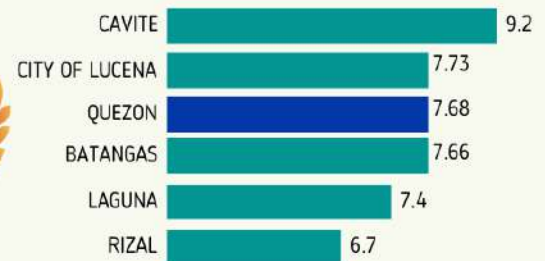


## GROWTH RATE BY INDUSTRY

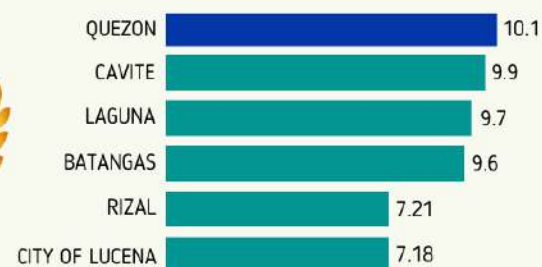
At Constant 2018 Prices, in Percent, 2021-2022

	Accommodation and Food Service Activities	30.0
	Mining and Quarrying	23.4
	Construction	22.5
	Wholesale and Retail Trade : repair motor vehicles and motorcycles	15.2
	Information and Communication	12.4
	Manufacturing	9.8
	Other Services	8.2
	Transportation and Storage	7.8
	Human Health and Social Work Activities	5.7
	Financial and Insurance Activities	5.1
	Professional and Business Services	4.8
	Electricity, steam, water and waste management	4.3
	Education	3.8
	Public Administration and Defense: Compulsory Social Activities	3.0
	Real Estate and Ownership of Dwellings	2.9
	Agriculture, Forestry and Fishing	-0.7

## QUEZON IS THE THIRD FASTEST GROWING ECONOMY AMONG PROVINCES AND HUC IN CALABARZON IN 2022



## QUEZON IS THE FASTEST GROWING ECONOMY IN SERVICES AMONG PROVINCES AND HUC IN CALABARZON IN 2022



## SHARE (%) OF MAJOR INDUSTRIES TO THE PROVINCIAL ECONOMY



SOURCE: PROVINCIAL PRODUCT ACCOUNTS, PHILIPPINE STATISTICS AUTHORITY