

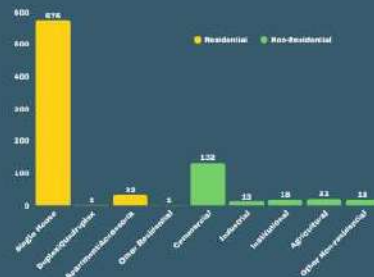
# CONSTRUCTION STATISTICS

BATANGAS: MARCH 2025

Date of Release: July 4, 2025

Reference Number: 25R0410-IG025

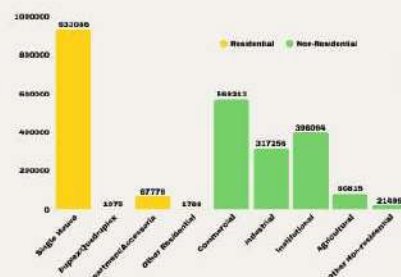
## NUMBER OF CONSTRUCTIONS FROM APPROVED BUILDING PERMITS



In March 2025, a total of 947 constructions were approved through building permits, marking an 8.1 percent decrease from the 1,031 constructions recorded in the same month of the previous year. Residential buildings comprised the majority, with 610 constructions or 64.4 percent of the total, reflecting a 15.4 percent annual decline. Most residential constructions were single-type houses, accounting for 575 or 94.3 percent. Non-residential constructions reached 202 or 21.3 percent of the total and declined by 4.7 percent year-on-year, with commercial buildings making up the largest share at 132 or 65.5 percent.

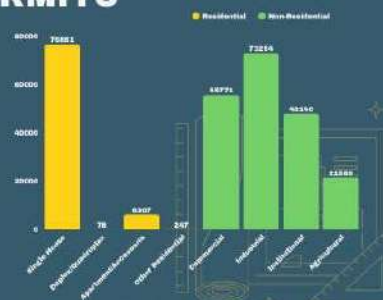
## VALUE OF CONSTRUCTIONS FROM APPROVED BUILDING PERMITS

This month's data indicated that, the total value of approved constructions reached PhP 3,258,979, showing a 16.3 percent increase from PhP 2,803,005 in the same month of the previous year. Non-residential buildings contributed the largest share, valued at PhP 1,584,877 or 42.5 percent of the total, up by 4.1 percent from March 2024. Within this category, commercial buildings recorded the highest value at PhP 569,213, comprising 41.1 percent of non-residential construction value. In contrast, residential buildings posted a total construction value of PhP 1,003,728 or 30.8 percent of the overall amount, reflecting a 27.1 percent decline compared to the PhP 1,376,745 recorded in the same period last year.

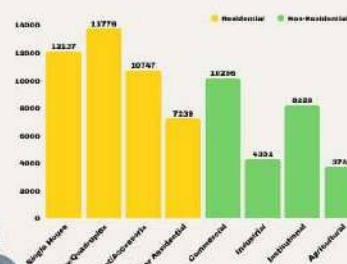


## FLOOR AREA OF CONSTRUCTIONS FROM APPROVED BUILDING PERMITS

For the month of March 2025, the total floor area of approved constructions was 283,285 thousand square meters, down by 8.8 percent from the same month in 2024. Non-residential buildings accounted for the largest share at 198,725 thousand square meters or 70.2 percent of the total, reflecting a 13.7 percent annual increase. Meanwhile, residential constructions covered 85,513 thousand square meters (29.5 percent), showing a significant 37.4 percent decline year-on-year.



## AVERAGE COST PER SQUARE METER BY TYPE OF CONSTRUCTION



Moreover in March 2025, the average cost of construction—excluding alteration, repair, and other non-residential works—was PhP 10,490.75 per square meter, up by 21.2 percent from PhP 8,653.14 in 2024. Residential buildings recorded the highest average cost at PhP 12,018.83 per square meter, followed by additions to existing structures (PhP 8,646.75) and non-residential buildings (PhP 6,860.63). Within residential types, duplex/quadruplex units had the highest cost at PhP 13,779.10, while other residential types were lowest at PhP 7,239. For non-residential, commercial buildings led with PhP 10,206.25, while agricultural buildings had the lowest at PhP 3,748.39 per square meter.

