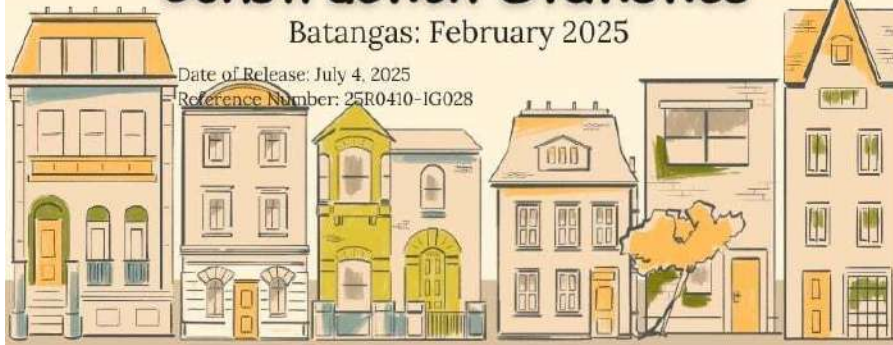


Construction Statistics

Batangas: February 2025

Date of Release: July 4, 2025

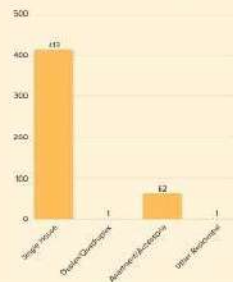
Reference Number: 25R0410-IG028



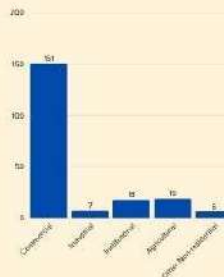
The number of constructions from approved building permits in February 2025 reached 785. This indicates an annual decrease of -13.2 percent from the 904 total number of constructions in the same month of the previous year.

Number of Constructions from Approved Building Permits

Residential Type



Non-Residential Type



Residential buildings accounted for the majority with 477 constructions, representing 60.8% of the total and reflecting a 7.0% annual decrease from the same month last year. Most residential constructions were single-type houses, comprising 86.6% of the total residential category. Non-residential constructions followed with 201 projects or 25.6% of the total, also showing a decline of 7.8% year-on-year, with commercial buildings making up the largest share at 75.1%.

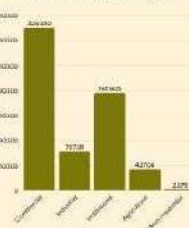
Value of Constructions from Approved Building Permits

Residential Type



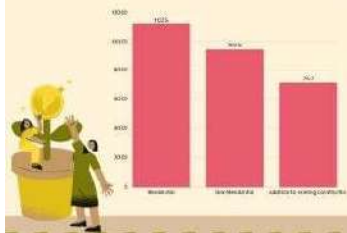
In February 2025, the total value of constructions dropped significantly to PhP 1.59 million, marking a steep annual decline of 91.4% from PhP 18.48 million in the same month of 2024. Residential buildings contributed the largest share, with a value of PhP 894 093 thousand or 56.3% of the total, reflecting a 7.8% decrease year-on-year.

Non-Residential Type



Non-residential buildings followed with PhP 646,054 thousand, accounting for 40.7% of the total and showing a 17.3% decline from the previous year. Within the non-residential category, commercial buildings had the highest construction value at PhP 326 330 thousand, making up 50.5% of that segment.

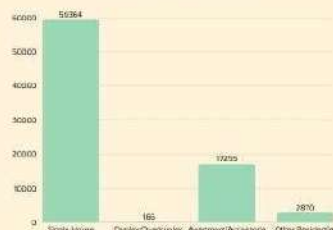
Average Cost per Square Meter by Type of Construction



This month's data also indicated that, the average cost of construction, excluding alteration, repair, and other non-residential works, was recorded at PhP 10,418.53 per square meter, marking a sharp decline of 89.4% from PhP 97,845.60 in the same month of 2024. Residential buildings posted the highest average cost at PhP 11,224.57 per square meter, followed by non-residential constructions at PhP 9,474.50, and additions to existing structures at PhP 7,157.28.

Floor Area of Constructions from Approved Building Permits

Residential Type



Non-Residential Type



Based on approved building permits in February 2025, the total floor area of approved constructions reached 149,953 thousand square meters, reflecting a 20.2 percent decrease from 187,940 thousand square meters in the same month of the previous year. Residential buildings accounted for the largest share at 79,655 thousand square meters or 53.1 percent of the total, marking a 7.5 percent decline year-on-year. Non-residential constructions followed with 67,938 thousand square meters, comprising 45.3 percent of the total floor area and showing a significant 31.9 percent annual decrease.

