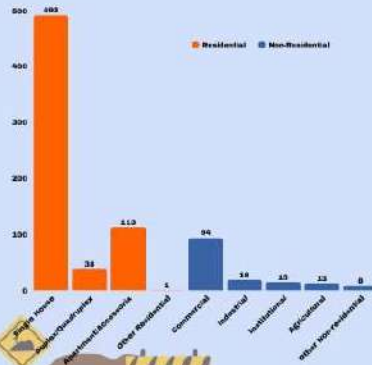


April 2025 CONSTRUCTION STATISTICS



Date of Release: July 4, 2025
Reference Number: 25R0410-IG030

Number of Constructions from Approved Building Permits

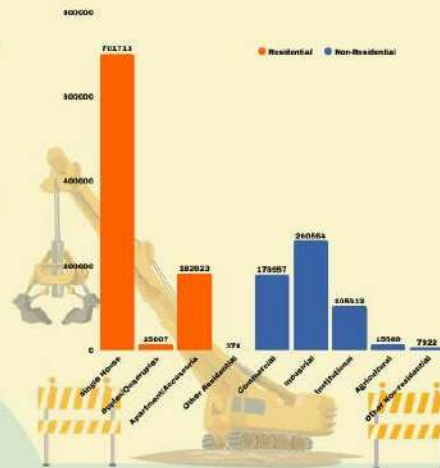


In April 2025, the total number of approved constructions rose to 909, reflecting a 9.0 percent increase from 834 in the same month of the previous year. Residential buildings made up the majority with 644 constructions or 70.8 percent of the total, marking a 31.4 percent annual growth. Most of these were single-type houses, accounting for 492 or 76.4 percent of all residential projects. On the other hand, non-residential constructions totaled 149 or 16.4 percent of the overall count, showing a 36.9 percent decline.

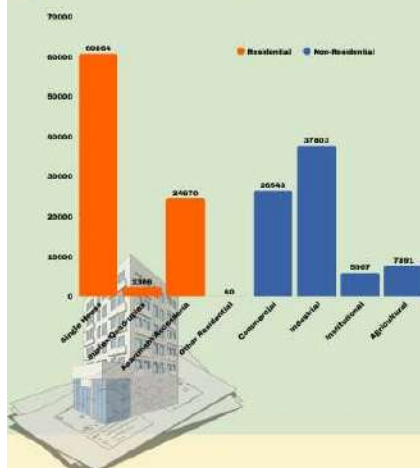
Commercial buildings led within this category, comprising 94 or 63.1 percent of non-residential constructions.

Value of Constructions from Approved Building Permits

Moreover, the total value of approved constructions was PhP 1,649,879, marking a 23.8 percent decrease from PhP 2,165,426 in the same month of the previous year. Residential buildings contributed the largest share at PhP 900,520 or 54.6 percent of the total, showing a 7.1 percent increase year-on-year. Single houses accounted for the majority of residential value at PhP 701,713 or 77.9 percent. In contrast, non-residential constructions were valued at PhP 568,444, making up 34.5 percent of the total and reflecting a significant 53.8 percent decline from April 2024.



Floor Area of Constructions from Approved Building Permits



In addition, the total floor area of approved constructions was recorded at 180,576 thousand square meters, showing a 17.7 percent decrease from 219,541 thousand square meters in the same month of the previous year. Residential buildings accounted for 87,960 thousand square meters or 48.7 percent of the total, reflecting a 23.6 percent increase year-on-year. In contrast, non-residential constructions covered 78,234 thousand square meters or 43.3 percent, marking a 46.6 percent decline from April 2024.

Average Cost per Square Meter by Type of Construction



Lastly this month's data indicated that, the average cost of construction—excluding alteration, repair, and other non-residential works—was PhP 8,862.80 per square meter, 6.3 percent lower than PhP 9,454.94 in April 2024. Residential buildings had the highest average cost at PhP 10,237.84 per square meter, followed by non-residential constructions at PhP 7,164.69, and additions to existing structures at PhP 4,797.76. Among residential types, single houses posted the highest cost at PhP 11,529.19, while other residential types were lowest at PhP 6,302. For non-residential buildings, institutional types had the highest average cost at PhP 17,577.49, while agricultural buildings were lowest at PhP 1,975.60 per square meter.