

# 2023 PROVINCIAL PRODUCT ACCOUNTS CALABARZON

## AT CONSTANT 2018 PRICES

**LAGUNA**, top economy in the country with highest GDP.

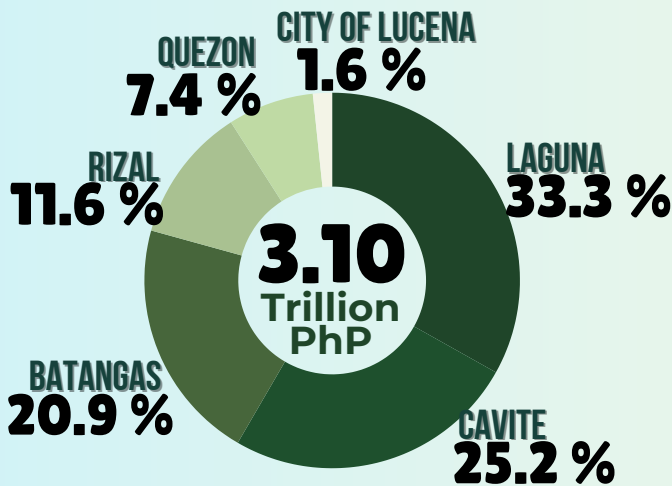


### Rank of Provinces and HUC in the Region in terms of Gross Domestic Product (GDP)


Rank	Province/HUC	GDP (PHP)	Growth Rate (%)
1	LAGUNA	PHP 1.03T	3.9%
2	CAVITE	PHP 780.05 B	6.7%
3	BATANGAS	PHP 645.78 B	4.9%
4	RIZAL	PHP 359.94 B	5.7%
5	QUEZON	PHP 229.39 B	5.3%
6	CITY OF LUCENA	PHP 50.79 B	8.9%

Note: Growth Rate from 2022 - 2023.

### SHARE OF PROVINCES AND HUC TO CALABARZON'S GDP

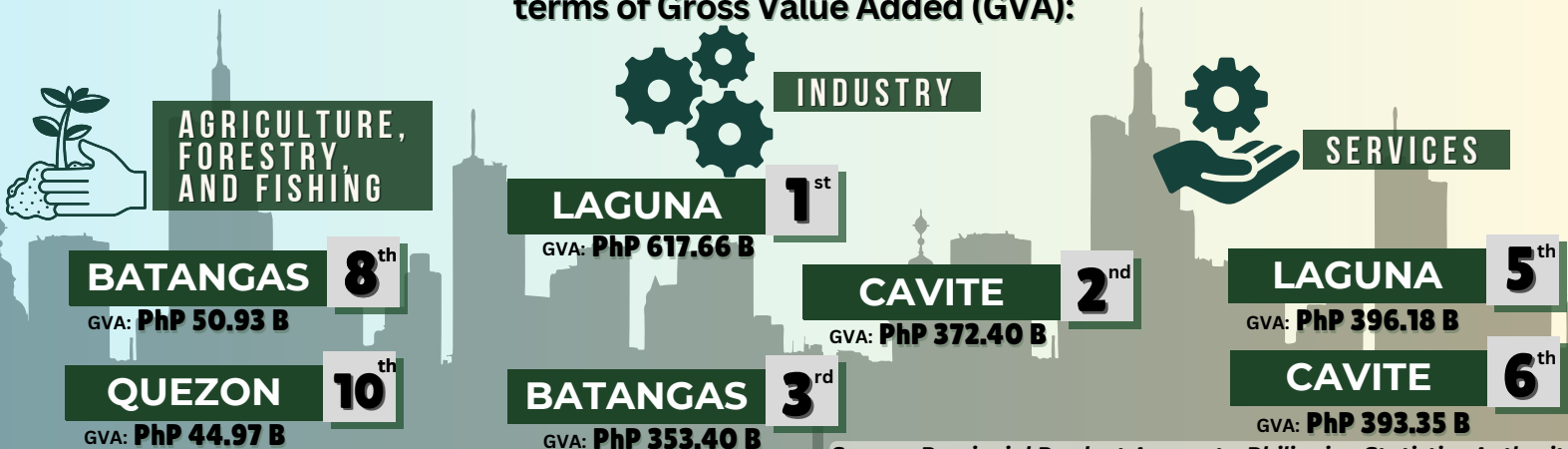


### PER CAPITA GDP



Note: Growth Rate from 2022 - 2023.

### TOP ECONOMIES among 82 provinces and 33 HUCs in the country in terms of Gross Value Added (GVA):



Source: Provincial Product Accounts, Philippine Statistics Authority