


SPECIAL RELEASE

MEN AND WOMEN VITAL STATISTICS 1ST SEMESTRAL 2024

Reference No. 2024-SR-36
Date of Release: 07 October 2024



This special release presents gender statistics on vital events such as birth, marriage and death for the 1st Semestral 2024 in the Province of Cavite. The civil registry documents transmitted by the Local Civil Registry Offices (LCROs) to Cavite Provincial Office for machine processing served as the source of data in preparation of this publication.

Births in Cavite

Table 1 shows that male and female births in the Province of Cavite for the 1st Semestral 2024 had a total of 13,971 and 13,420, respectively. The highest registrations of male and female births came from the City of Bacoor with 2,212 males and 2,132 females. Meanwhile, the least number of male and female births were recorded in Ternate with 33 males and 47 female births.

Male births outnumbered female births in 15 cities/municipalities except from the following eight (8) municipalities: Alfonso, Amadeo, Indang, Kawit, Magallanes, Rosario, Tanza, and Ternate.

TABLE 1. Total Registered Live Births by Sex and by City/Municipality, Cavite: First Semestral 2024

Cities/ Municipalities	Male	Female	Total
Alfonso	77	83	160
Amadeo	45	60	105
City of Bacoor	2,212	2,132	4,344
City of Carmona	175	139	314
Cavite City	302	284	586
City of Dasmariñas	2,189	2,077	4,266
General Emilio Aguinaldo	90	80	170
City of General Trias	1,407	1,400	2,807
City of Imus	1,141	1,096	2,237
Indang	134	136	270
Kawit	284	292	576
Magallanes	62	67	129
Maragondon	110	100	210
Mendez	144	130	274
Naic	752	695	1,447
Noveleta	162	151	313
Rosario	237	247	484
Silang	1,063	1,038	2,101
Tagaytay City	229	193	422
Tanza	846	857	1,703
Ternate	33	47	80
Trece Martires City	1,899	1,795	3,694
General Mariano Alvarez	378	321	699
TOTAL	13,971	13,420	27,391

Source: Philippine Statistics Authority, 2024 Vital Statistics. Preliminary.

Figure 1 shows that the month of January had the highest occurrence of male and female live births with 2,664 males and 2,558 females. Meanwhile, the month of March recorded the least occurrence of male and female live births with 2,048 and 1,902, respectively.

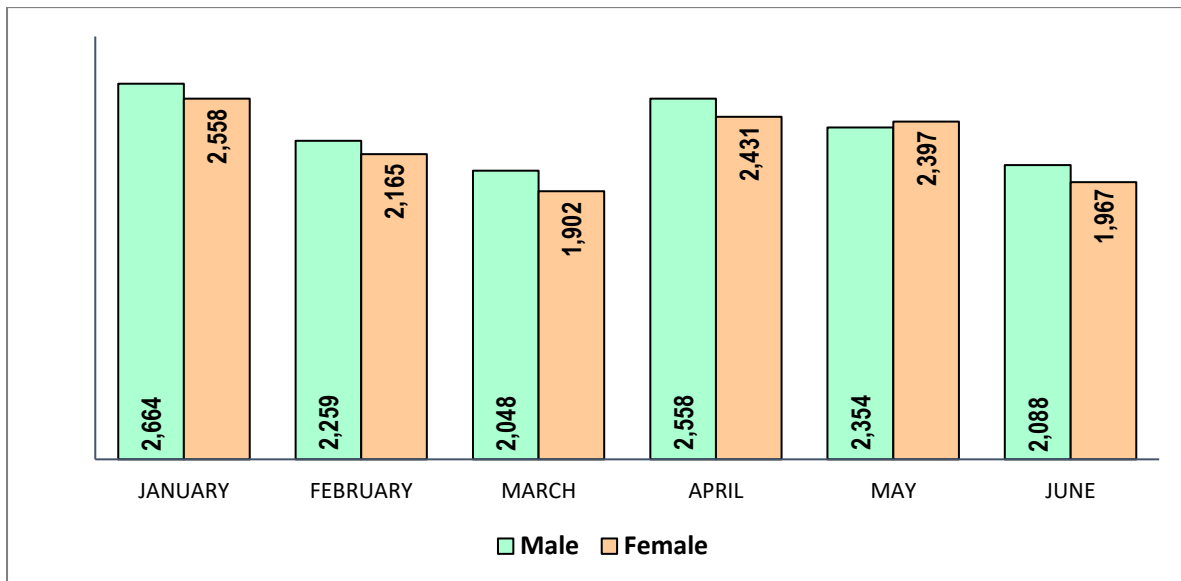


FIGURE 1. Registered Live Births by Sex and Month of Occurrence, Cavite: First Semestral 2024

Source: Philippine Statistics Authority, 2024 Vital Statistics. Preliminary.

Figure 2 shows that majority of births came from mothers residing in Cavite. Male and female births whose mothers were Cavite residents were 13,669 and 13,178, respectively, while male and female births with mothers who were residents of other provinces were 302 and 242, respectively.

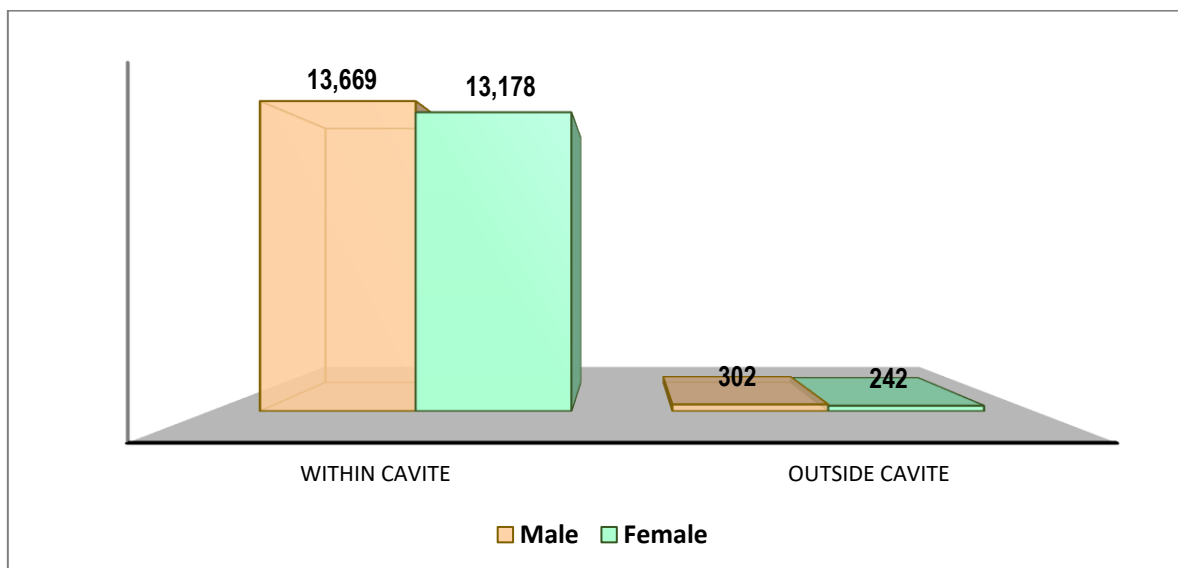


FIGURE 2. Registered Live Births by Sex and Usual Residence of Mother, Cavite: First Semestral 2024

Source: Philippine Statistics Authority, 2024 Vital Statistics. Preliminary.

Figure 3 shows that most live births were from Filipino Mothers with 27,322. Chinese, American and Japanese Mothers each gave birth to two (2) babies while others with other nationalities made up the remaining 63.

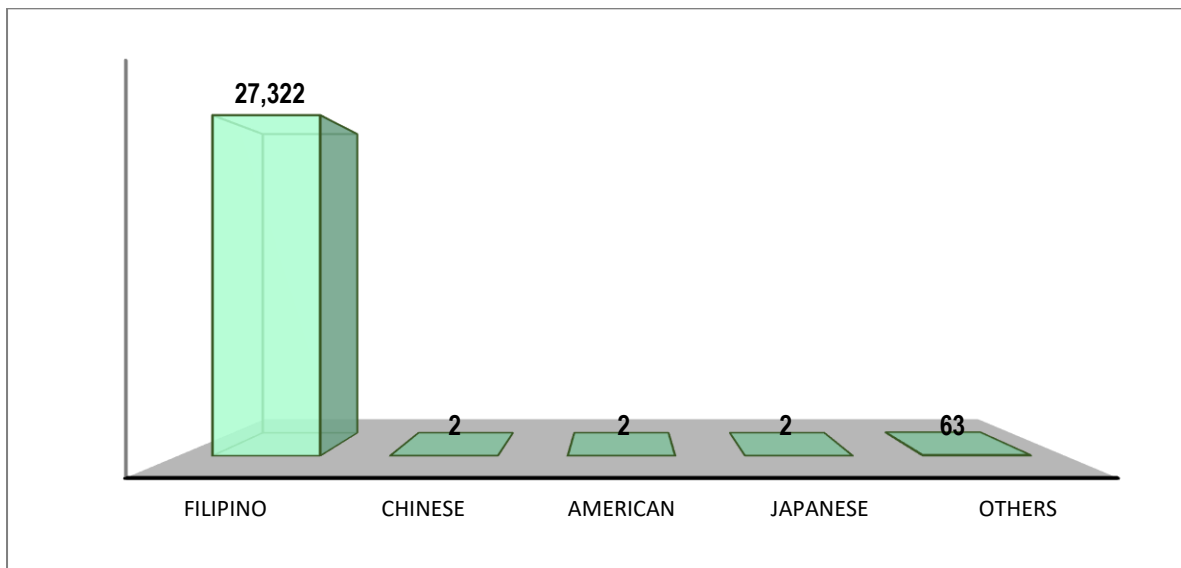


FIGURE 3. Registered Live Births by Nationality of Mother, Cavite: First Semestral 2024

Source: Philippine Statistics Authority, 2024 Vital Statistics. Preliminary.

Figure 4 shows that majority of births have Filipino Fathers with 25,284. There were 1,928 births whose nationality of father was not stated. Fathers with other nationalities had a total of 84. Chinese and American Fathers were 56 and 24, respectively. The remaining was made up by two (2) Australian, three (3) German, and one (1) Iranian Father.

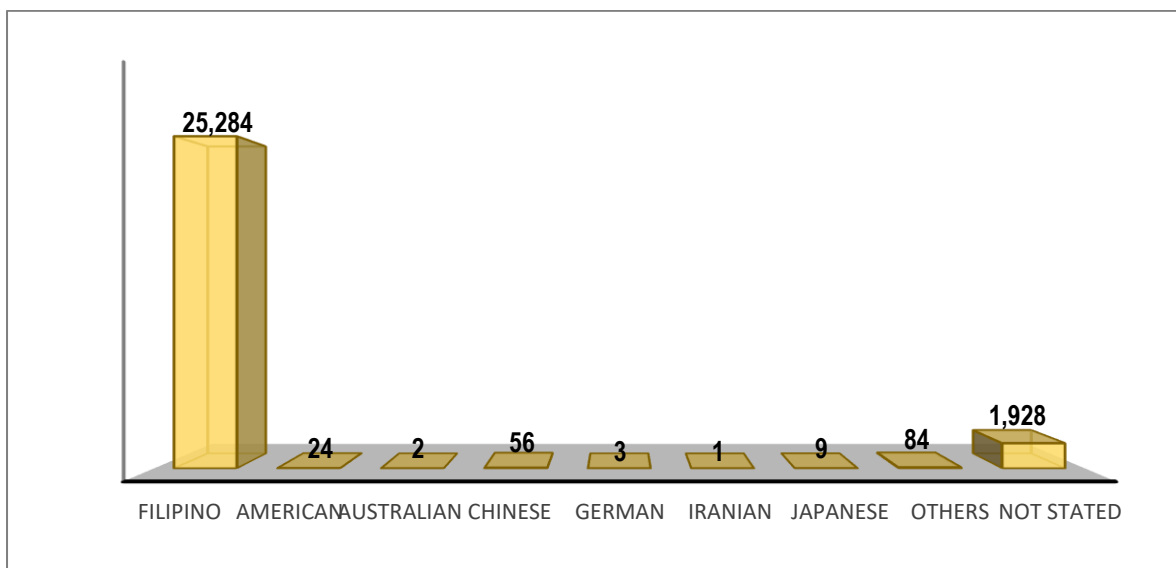


FIGURE 4. Registered Live Births by Nationality of Father, Cavite: First Semestral 2024

Source: Philippine Statistics Authority, 2024 Vital Statistics. Preliminary.

Marriages in Cavite

For the first semestral of 2024, majority of the brides for all cities / municipalities in Cavite were Filipinos with 8,139 of the 8,163 total marriages, followed by other nationalities with 10 and American with eight (8) brides. The least number of brides were Japanese and Australian with both three (3) brides.

The highest number of Filipino brides was recorded in Silang with 1,151 while the least came from Magallanes with 64.

TABLE 2. Nationality of Bride by City/Municipality, Cavite: First Semestral 2024

Cities/ Municipalities	Filipino	American	Japanese	Australian	Others	Total
Alfonso	359	1	1	0	1	362
Amadeo	144	0	0	0	1	145
City of Bacoor	659	0	0	0	0	659
City of Carmona	164	0	0	0	0	164
Cavite City	194	1	0	0	0	195
City of Dasmariñas	1,098	0	0	0	3	1,101
General Emilio Aguinaldo	66	0	0	0	0	271
City of General Trias	322	0	0	0	0	66
City of Imus	716	3	1	0	0	720
Indang	207	0	0	0	2	209
Kawit	225	0	0	0	0	225
Magallanes	64	0	0	0	0	64
Maragondon	75	0	0	1	0	76
Mendez	85	0	0	0	0	85
Naic	267	0	0	0	0	267
Noveleta	188	1	0	0	0	189
Rosario	178	0	0	0	0	178
Silang	1,151	1	0	0	2,	1,154
Tagaytay City	885	1	1	1	1	889
Tanza	402	0	0	1	0	403
Ternate	75	0	0	0	0	75
Trece Martires City	344	0	0	0	0	344
General Mariano Alvarez	271	0	0	0	0	271
TOTAL	8,139	8	3	3	10	8,163

Source: Philippine Statistics Authority, 2024 Vital Statistics. Preliminary.

Most grooms for all cities / municipalities of Cavite were Filipinos with a total of 7,912. This was followed by other nationalities and American with 116 and 85, respectively. There were 14 grooms whose nationality was not stated. The remaining were 12 Chinese, 10 Japanese, nine (9) Australian, three (3) German and two (2) Spanish grooms.

Silang recorded the highest number of Filipino grooms with 1,119 while Magallanes recorded the least with 64 Filipino grooms.

TABLE 3. Groom's Nationality by City/Municipality, Cavite: First Semestral 2024

Cities/ Municipalities	Filipino	American	Australian	Chinese	German	Japanese	Spanish	Others	Not stated	Total
Alfonso	355	1	0	0	0	0	0	5	1	362
Amadeo	140	1	0	0	0	1	0	3	0	145
City of Bacoor	633	11	1	1	0	2	0	11	0	659
City of Carmona	159	2	0	0	0	1	0	2	0	164
Cavite City	190	3	0	0	0	0	1	1	0	195
City of Dasmariñas	1,078	3	0	2	0	0	0	15	3	1,101
General Emilio Aguinaldo	65	0	0	0	0	0	0	1	0	271
City of General Trias	313	2	0	0	0	0	0	6	1	66
City of Imus	698	5	1	3	0	2	0	6	5	720
Indang	200	3	1	0	0	0	0	4	1	209
Kawit	218	3	0	0	0	0	0	3	1	225
Magallanes	64	0	0	0	0	0	0	0	0	64
Maragondon	74	0	0	1	0	0	0	1	0	76
Mendez	81	3	0	0	0	0	0	1	0	85
Naic	260	4	0	1	0	0	0	2	0	267
Noveleta	174	3	2	1	1	1	0	6	1	189
Rosario	177	1	0	0	0	0	0	0	0	178
Silang	1,119	13	0	0	0	1	0	21	0	1,154
Tagaytay City	851	17	2	2	1	0	1	14	1	889
Tanza	388	5	1	1	1	0	0	7	0	403
Ternate	74	0	0	0	0	0	0	1	0	75
Trece Martires City	341	0	1	0	0	0	0	2	0	344
General Mariano Alvarez	260	5	0	0	0	2	0	4	0	271
TOTAL	7,912	85	9	12	3	10	2	116	14	8,163

Source: Philippine Statistics Authority, 2024 Vital Statistics. Preliminary.

Deaths in Cavite

Figure 5 shows that male deaths consistently outnumbered female deaths on the first semester of 2024. The month of January 2024 had the highest occurrence of male deaths with 1,211 while the month of April had the highest occurrence of female deaths with 1,023. The month March had the least occurrence of deaths for both sexes comprised of 885 males and 709 females.

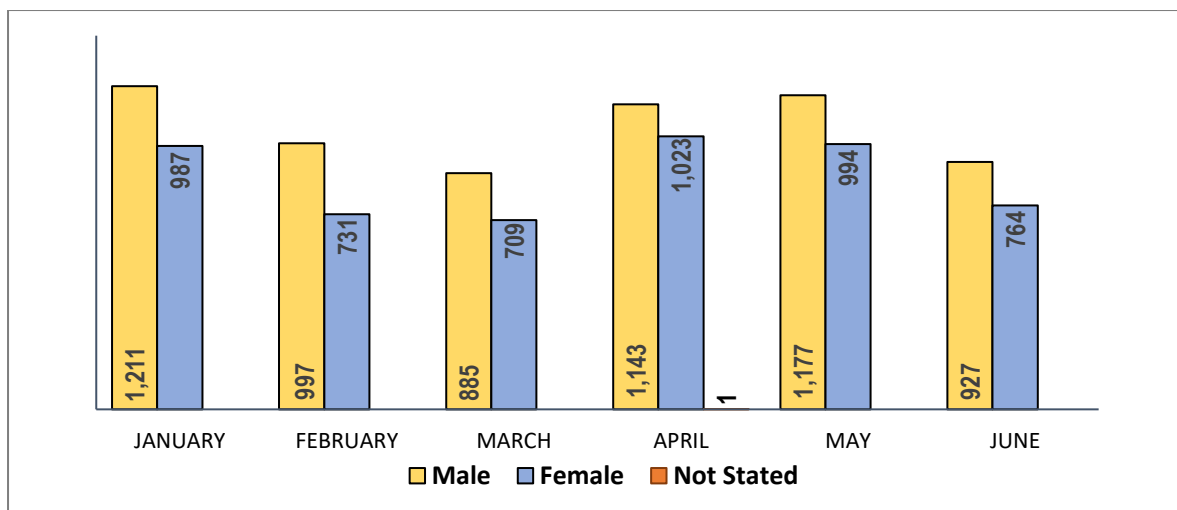


FIGURE 5. Registered Deaths by Sex and Month of Occurrence, Cavite: First Semestral 2024

Source: Philippine Statistics Authority, 2024 Vital Statistics. Preliminary.

Figure 6 shows that majority of the registered deaths were residents of Cavite of which 5,958 were males and 4,995 were females. Male and female deaths who were residents of other provinces were 382 and 213, respectively. One (1) death has no stated sex and residence.

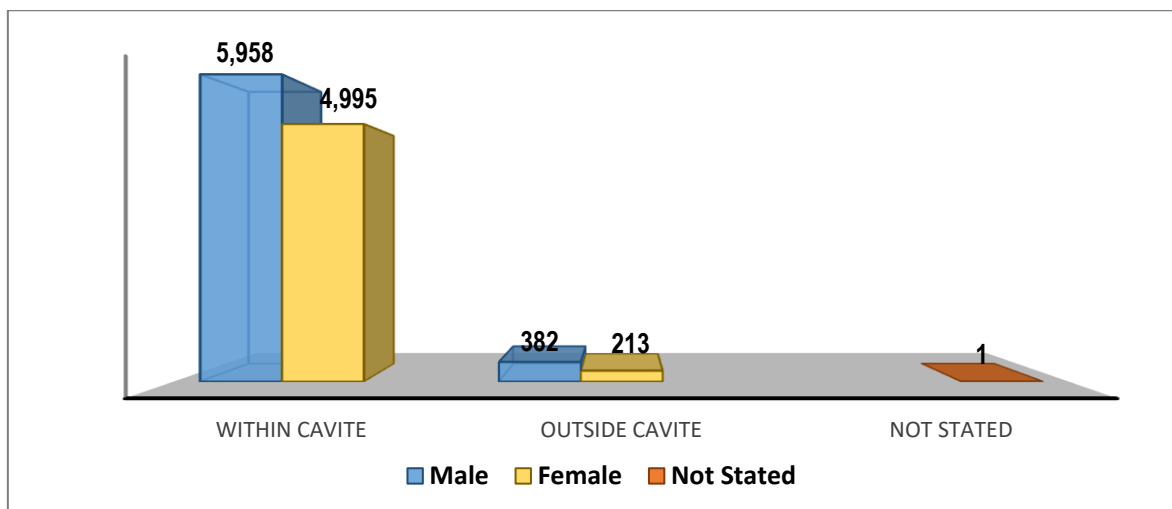


FIGURE 6. Registered Deaths by Usual Residence, Cavite: First Semestral 2024


Source: Philippine Statistics Authority, 2024 Vital Statistics. Preliminary.

Summary

In birth statistics, male births were higher than female births. The highest number of male births occurred on January while the highest number of female births occurred on March. When it comes to births by usual residence of mother, majority were residents of Cavite. As to nationality of parents, Filipino mothers and fathers were predominant.

With regards to marriage statistics, most grooms and brides were Filipinos. For both sexes, Silang had the highest record for Filipino brides and grooms. On the other hand, Magallanes recorded the least Filipino brides and grooms.

In death statistics, male deaths exceeded female deaths. The highest number of deaths for both sexes occurred on the month of January while the least occurred on the month of March. Majority of both male and female deaths were residents of Cavite.



Lucia Traida A. Soneja
Chief Statistical Specialist