


## SPECIAL RELEASE

# MEN AND WOMEN VITAL STATISTICS 2<sup>ND</sup> SEMESTRAL 2024

Reference No. 2025-SR-003  
Date of Release: 03 March 2025



This special release presents gender statistics on vital events such as birth, marriage and death for the 2<sup>nd</sup> Semestral 2024 in the Province of Cavite. The civil registry documents transmitted by the Local Civil Registry Offices (LCROs) to Cavite Provincial Office for machine processing served as the source of data in preparation of this publication.

# Births in Cavite

Table 1 shows that male and female births in the Province of Cavite for the 2<sup>nd</sup> Semestral 2024 had a total of 14,316 and 13,451, respectively. The highest registrations of male and female births came from the City of Dasmariñas with 2,290 males and 2,157 females. Meanwhile, the least number of male and female births were recorded in Ternate with 25 males and 30 female births.

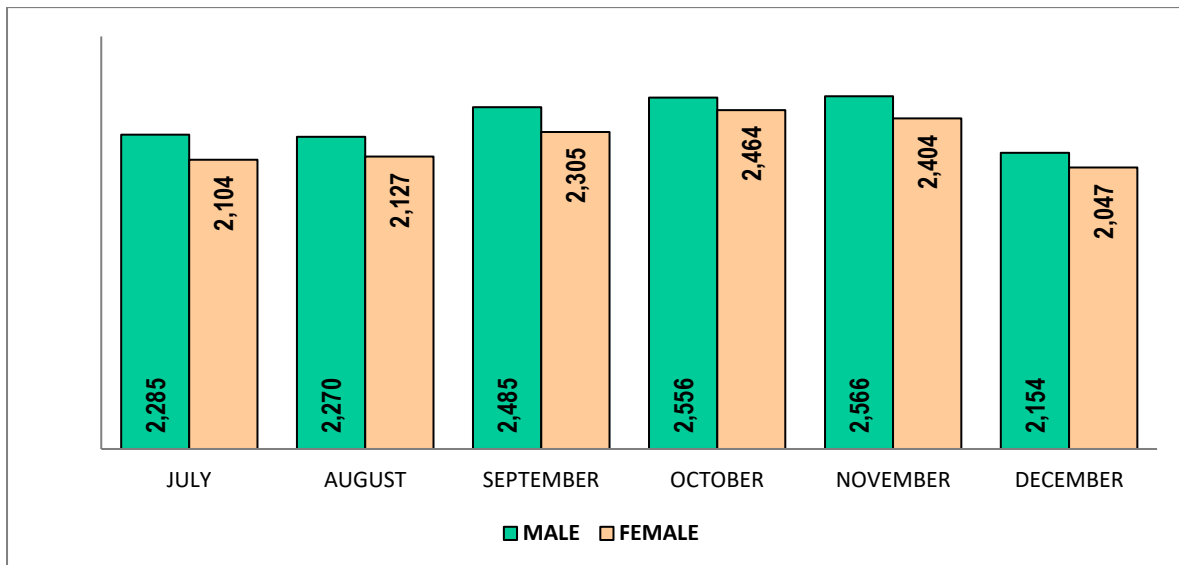
Male births outnumbered female births in 17 cities/municipalities except from the following six (6) municipalities: Alfonso, Amadeo, Indang, Noveleta, Ternate and General Mariano Alvarez.

**TABLE 1. Total Registered Live Births by Sex and by City/Municipality, Cavite:  
2<sup>nd</sup> Semestral 2024**

Cities/ Municipalities	Male	Female	Total
Alfonso	43	54	97
Amadeo	48	49	97
City of Bacoor	2,280	2,155	4,435
City of Carmona	170	129	299
Cavite City	271	231	502
City of Dasmariñas	2,290	2,157	4,447
General Emilio Aguinaldo	74	70	144
City of General Trias	1,276	1,256	2,532
City of Imus	1,365	1,234	2,599
Indang	110	114	224
Kawit	347	279	626
Magallanes	52	48	100
Maragondon	108	102	210
Mendez	134	130	264
Naic	789	774	1563
Noveleta	153	158	311
Rosario	144	124	268
Silang	1,095	985	2,080
Tagaytay City	191	185	376
Tanza	814	810	1,624
Ternate	25	30	55
Trece Martires City	2,218	2,031	4,249
General Mariano Alvarez	319	346	665
<b>TOTAL</b>	<b>14,316</b>	<b>13,451</b>	<b>27,767</b>

Source: Philippine Statistics Authority, 2024 Vital Statistics. Preliminary.

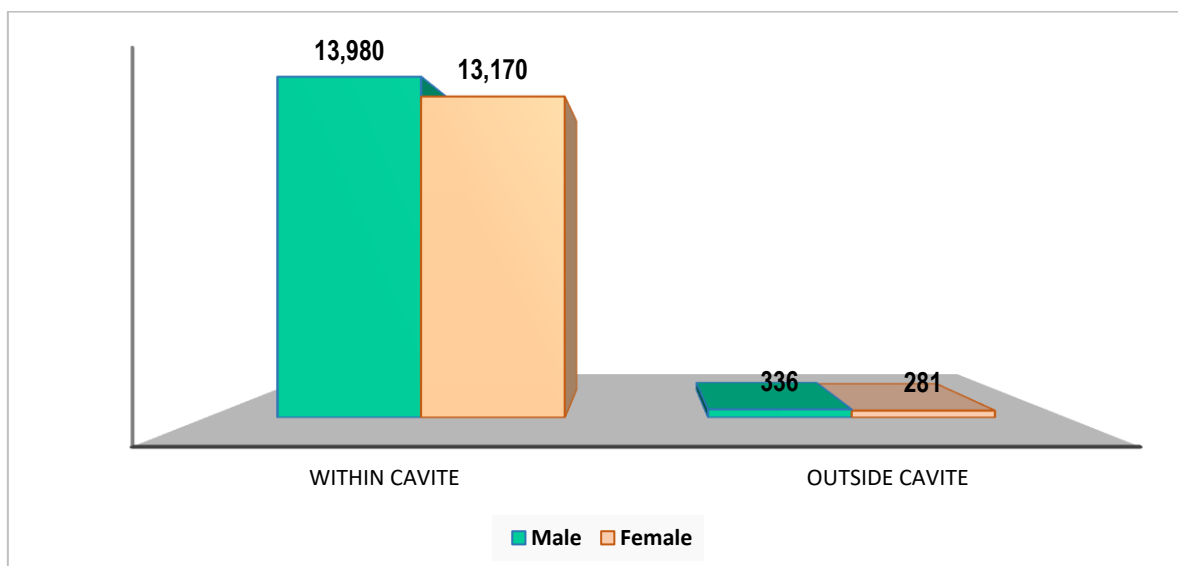
Figure 1 shows that the month of November had the highest occurrence of male births with 2,566 while the month of October had the highest occurrence of female births with 2,464. Meanwhile, the month of December recorded the least occurrence of male and female live births with 2,154 and 2,047, respectively.



**FIGURE 1. Registered Live Births by Sex and Month of Occurrence, Cavite: 2<sup>nd</sup> Semestral 2024**

Source: Philippine Statistics Authority, 2024 Vital Statistics. Preliminary.

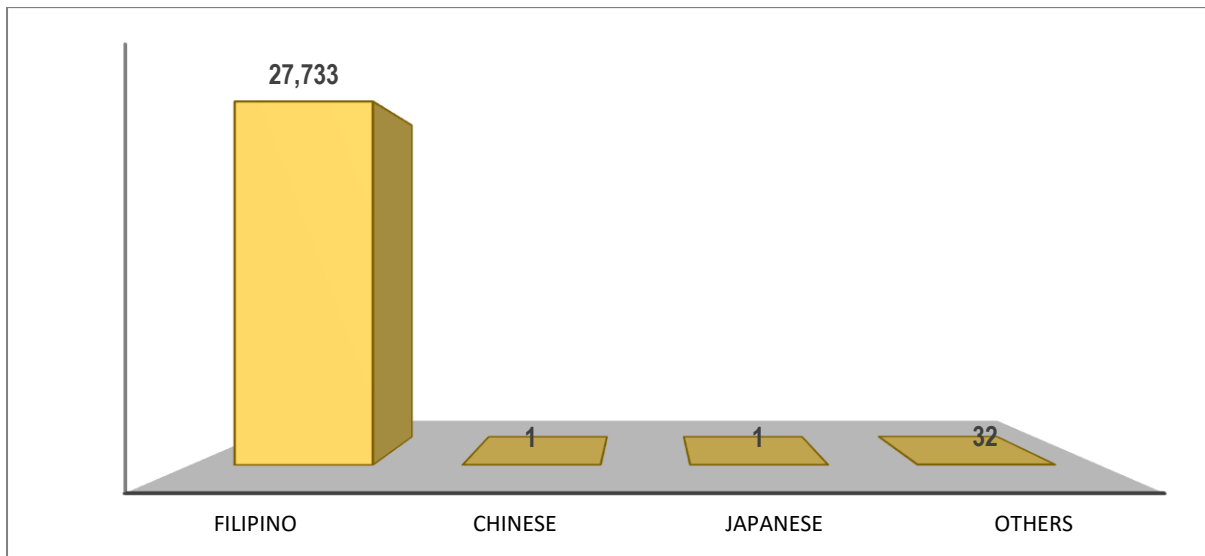
Figure 2 shows that majority of births came from mothers residing in Cavite. Male and female births whose mothers were Cavite residents were 13,980 and 13,170, respectively, while male and female births with mothers who were residents of other provinces were 336 and 281, respectively.



**FIGURE 2. Registered Live Births by Sex and Usual Residence of Mother, Cavite: 2<sup>nd</sup> Semestral 2024**

Source: Philippine Statistics Authority, 2024 Vital Statistics. Preliminary.

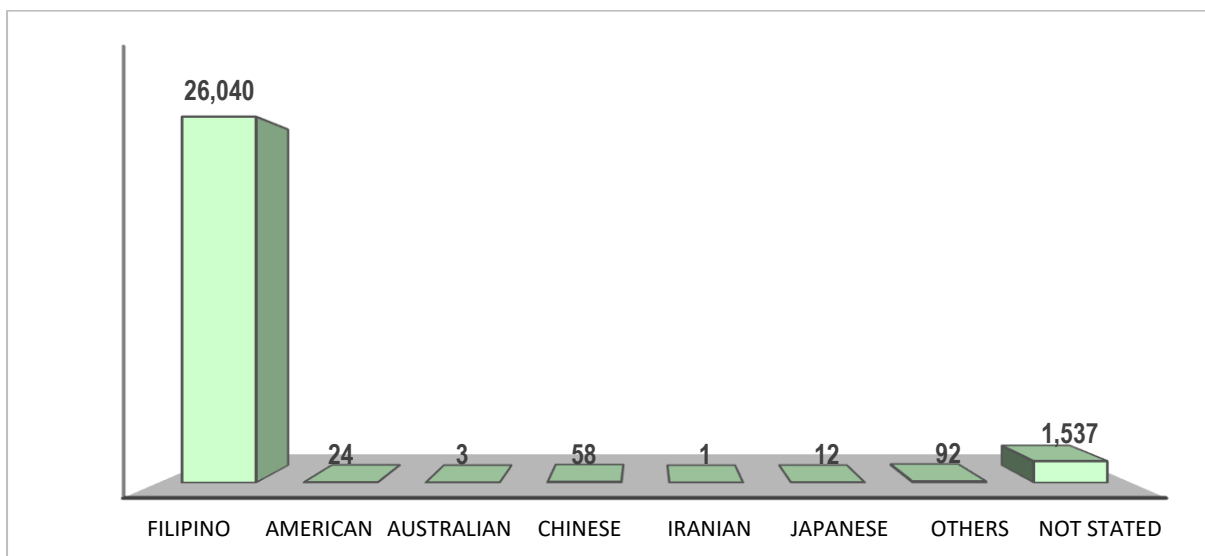
Figure 3 shows that most live births were from Filipino Mothers with 27,733. Chinese, and Japanese Mothers each gave birth to one (1) baby while Mothers with nationalities other than the aforementioned nationalities including American, Spanish, Australian, Iranian, and German, composed the remaining 32.



**FIGURE 3. Registered Live Births by Nationality of Mother, Cavite: 2<sup>nd</sup> Semestral 2024**

Source: Philippine Statistics Authority, 2024 Vital Statistics. Preliminary.

Figure 4 shows that majority of births have Filipino Fathers with 26,040. There were 1,537 births whose nationality of father was not stated. Fathers with other nationalities had a total of 92. Chinese and American Fathers were 58 and 24, respectively. The remaining was made up by 12 Japanese, three (3) Australian, and one (1) Iranian Father.



**FIGURE 4. Registered Live Births by Nationality of Father, Cavite: 2<sup>nd</sup> Semestral 2024**

Source: Philippine Statistics Authority, 2024 Vital Statistics. Preliminary.

# Marriages in Cavite

For the second semestral of 2024, majority of the brides for all cities / municipalities in Cavite were Filipinos with a total of 6,310, followed by other nationalities with 17 and American with nine (9) brides. There were Japanese with three (3) brides and the least was German with only one (1) bride.

The highest number of Filipino brides was recorded in Silang with 923 while the least came from Magallanes with 30.

**TABLE 2. Nationality of Bride by City/Municipality, Cavite: 2<sup>nd</sup> Semestral 2024**

Cities/ Municipalities	Filipino	American	Japanese	German	Others	Total
Alfonso	316	0	0	0	0	316
Amadeo	129	0	0	0	1	130
City of Bacoor	585	0	1	0	2	588
City of Carmona	168	0	0	0	0	168
Cavite City	132	0	0	0	0	132
City of Dasmariñas	486	0	1	0	1	488
General Emilio Aguinaldo	31	0	0	0	1	32
City of General Trias	391	0	0	0	1	392
City of Imus	565	0	1	0	5	571
Indang	159	1	0	0	0	160
Kawit	153	0	0	0	1	154
Magallanes	30	0	0	0	0	30
Maragondon	94	0	0	0	0	94
Mendez	78	0	0	0	0	78
Naic	416	1	0	0	0	417
Noveleta	110	2	0	0	0	112
Rosario	78	0	0	0	0	78
Silang	923	4	0	1	3	931
Tagaytay City	755	0	0	0	1	756
Tanza	250	1	0	0	0	251
Ternate	40	0	0	0	0	40
Trece Martires City	175	0	0	0	0	175
General Mariano Alvarez	246	0	0	0	1	247
<b>TOTAL</b>	<b>6,310</b>	<b>9</b>	<b>3</b>	<b>1</b>	<b>17</b>	<b>6,340</b>

Source: Philippine Statistics Authority, 2024 Vital Statistics. Preliminary.

Most grooms for all cities / municipalities of Cavite were Filipinos with a total of 6,126. This was followed by other nationalities and American with 100 and 73, respectively. There were 13 grooms whose nationality was not stated. The remaining were 10 Chinese, nine (9) Japanese, six (6) Australian, one (1) German, one (1) Iranian, and one (1) Spanish.

Silang recorded the highest number of Filipino grooms with 905 while Magallanes recorded the least with 30 Filipino grooms.

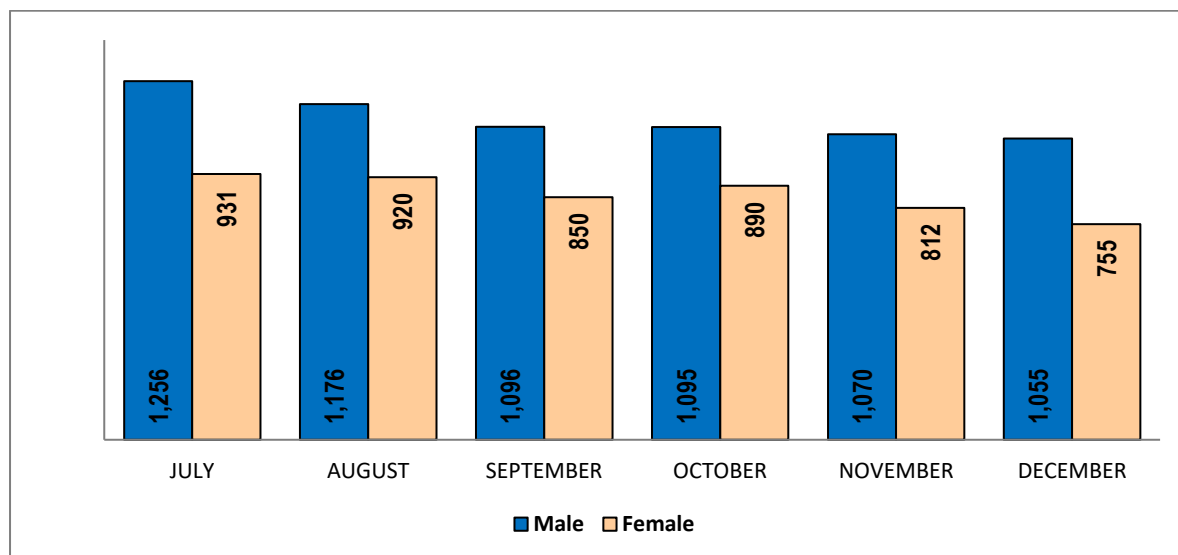
**TABLE 3. Groom's Nationality by City/Municipality, Cavite: 2<sup>nd</sup> Semestral 2024**

Cities/ Municipalities	Filipino	American	Australian	Chinese	German	Iranian	Japanese	Spanish	Others	No Stated	Total
Alfonso	306	2	0	0	0	0	0	0	7	1	316
Amadeo	124	3	0	0	0	0	0	0	2	1	130
City of Bacoor	556	8	1	4	1	1	4	1	11	1	588
City of Carmona	166	0	0	0	0	0	0	0	2	1	169
Cavite City	125	3	0	0	0	0	0	0	4	0	132
City of Dasmariñas	459	7	1	1	0	0	4	0	14	2	488
General Emilio Aguinaldo	31	0	0	0	0	0	1	0	0	0	32
City of General Trias	380	5	0	0	0	0	0	0	6	1	392
City of Imus	545	2	2	3	0	0	0	0	17	2	571
Indang	159	0	0	0	0	0	0	0	1	0	160
Kawit	148	1	0	1	0	0	0	0	4	0	154
Magallanes	30	0	0	0	0	0	0	0	0	0	30
Maragondon	93	0	0	0	0	0	0	0	0	1	94
Mendez	73	4	0	0	0	0	0	0	1	0	78
Naic	411	3	0	0	0	0	0	0	2	1	417
Noveleta	100	7	0	0	0	0	0	0	5	0	112
Rosario	77	0	0	1	0	0	0	0	0	0	78
Silang	905	13	1	0	0	0	0	0	10	2	931
Tagaytay City	750	5	0	0	0	0	0	0	1	0	756
Tanza	240	5	1	0	0	0	0	0	5	0	251
Ternate	39	1	0	0	0	0	0	0	0	0	40
Trece Martires City	169	1	0	0	0	0	0	0	5	0	175
General Mariano Alvarez	240	3	0	0	0	0	0	0	3	0	246
<b>TOTAL</b>	<b>6,126</b>	<b>73</b>	<b>6</b>	<b>10</b>	<b>1</b>	<b>1</b>	<b>9</b>	<b>1</b>	<b>100</b>	<b>13</b>	<b>6,340</b>

Source: Philippine Statistics Authority, 2024 Vital Statistics. Preliminary.

# Deaths in Cavite

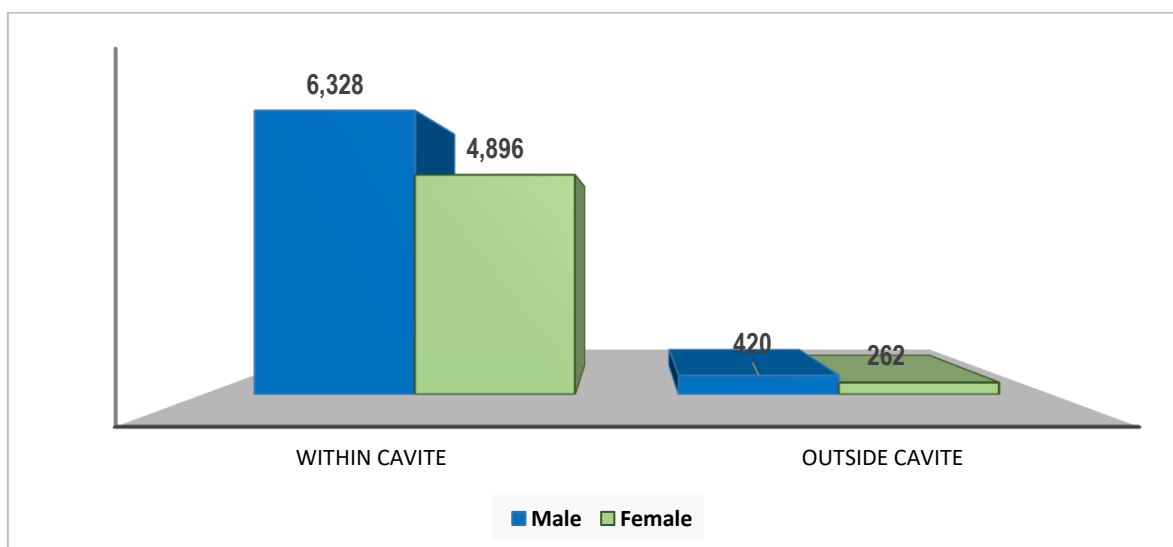
Figure 5 shows that male deaths consistently outnumbered female deaths on the second semester of 2024. The month of July had the highest occurrence for both male and female deaths with 1,256 and 931, respectively. The month of December had the least occurrence of deaths for both sexes comprised of 1,055 males and 755 females.



**FIGURE 5. Registered Deaths by Sex and Month of Occurrence, Cavite: 2<sup>nd</sup> Semestral 2024**

Source: Philippine Statistics Authority, 2024 Vital Statistics. Preliminary.

Figure 6 shows that majority of the registered deaths were residents of Cavite of which 6,328 were males and 4,896 were females. Male and female deaths who were residents of other provinces were 420 and 262, respectively.



**FIGURE 6. Registered Deaths by Usual Residence, Cavite: 2<sup>nd</sup> Semestral 2024**

Source: Philippine Statistics Authority, 2024 Vital Statistics. Preliminary.

## Summary

In birth statistics, male births were higher than female births. The highest number of male births were recorded on November while the highest number of female births were recorded on October. When it comes to births by usual residence of mother, majority were residents of Cavite. As to nationality of parents, Filipino mothers and fathers were predominant.

With regards to marriage statistics, most grooms and brides were Filipinos. For both sexes, Silang had the highest record for Filipino brides and grooms. On the other hand, Magallanes had the least Filipino brides and grooms.

In death statistics, male deaths exceeded female deaths. The highest number of deaths for both sexes occurred on the month of July while the least occurred on the month of December. Additionally, majority of both male and female deaths were residents of Cavite.



Lucia Iralda A. Soneja  
Chief Statistical Specialist