




SPECIAL RELEASE

MEN AND WOMEN VITAL STATISTICS 1ST SEMESTRAL 2023

Reference No. 2024-SR-004
Date of Release: 22 February 2024



This special release presents gender statistics on vital events such as birth, marriage and death for the 1st Semestral 2023 in the Province of Cavite. The civil registry documents transmitted by the Local Civil Registry Offices (LCROs) to Cavite Provincial Office for machine processing served as the source of data in preparation of this publication.

Births in Cavite

Table 1 shows that male and female births in the Province of Cavite for the 1st Semestral 2023 had a total of 15,014 and 14,742, respectively. The highest registrations of male and female births came from the City of Dasmariñas with 2,506 males and 2,319 females. The least number of registered births were recorded in Ternate with 43 male and 32 female births.

Table 1 also shows that male births outnumbered female births in 11 cities/municipalities except from two (2) cities: Cavite City and Tagaytay City and nine (9) municipalities of Alfonso, Amadeo, General Emilio Aguinaldo, Indang, Magallanes, Maragondon, Mendez, Noveleta and Tanza.

TABLE 1. Total Registered Live Births by Sex and by City/Municipality, Cavite: First Semestral 2023

Cities/ Municipalities	Male	Female	Total
Alfonso	88	91	179
Amadeo	58	83	141
City of Bacoor	2,189	2,130	4,319
City of Carmona	214	161	375
Cavite City	371	376	747
City of Dasmariñas	2,506	2,319	4,825
General Emilio Aguinaldo	94	117	211
City of General Trias	1,466	1,450	2,916
City of Imus	1,299	1,208	2,507
Indang	120	156	276
Kawit	386	384	770
Magallanes	78	86	164
Maragondon	99	118	217
Mendez	71	88	159
Naic	865	840	1,705
Noveleta	160	212	372
Rosario	254	237	491
Silang	1,233	1,212	2,445
Tagaytay City	223	235	458
Tanza	943	1,026	1,969
Ternate	43	32	75
Trece Martires City	1,806	1,747	3,553
General Mariano Alvarez	448	434	882
TOTAL	15,014	14,742	29,756

Source: Philippine Statistics Authority, 2023 Vital Statistics. Preliminary.

Figure 1 shows that the month of January had the highest occurrence of live births with 2,711 male and 2,630 female births. The highest number of male births were also recorded on January while the highest number of female births for the 1st Semestral 2023 were recorded on March with 2,635. The least occurrence of live births was reported on April with male and female births of 2,160 and 2,130, respectively.

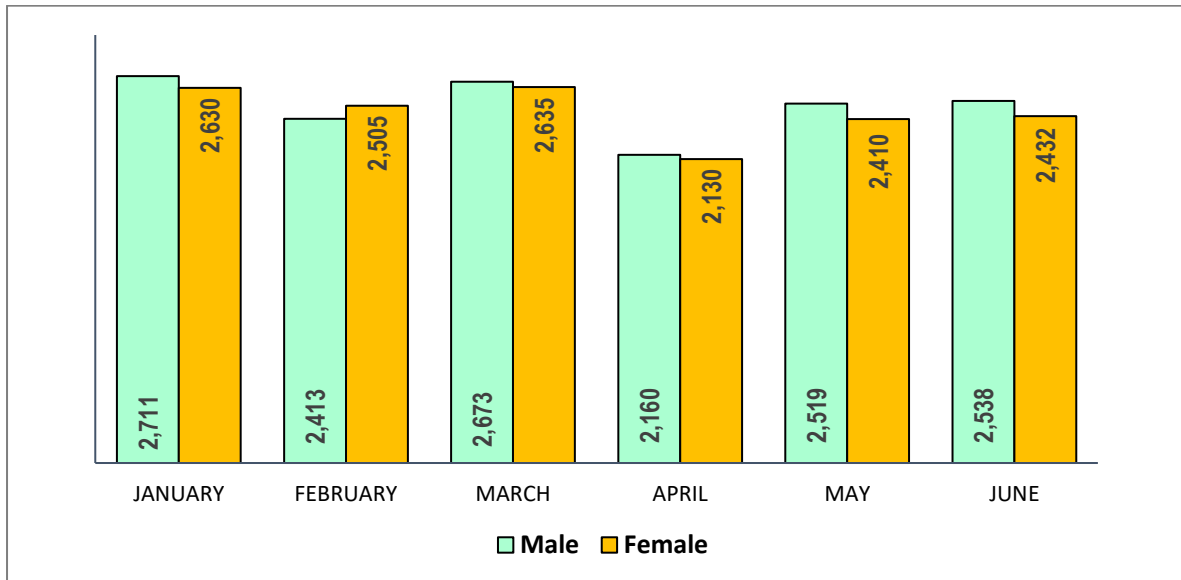


FIGURE 1. Registered Live Births by Sex and Month of Occurrence, Cavite: January to June 2023

Source: Philippine Statistics Authority, 2023 Vital Statistics. Preliminary.

Figure 2 shows that Health Facility was the most common place type for both sexes where live birth occurred. Male and female births on the said place type had a total of 12,397 and 11,700, respectively. It was followed by Home with 2,609 male and 3,026 female births. Place other than health facility and home had eight (8) male births and 16 female births.

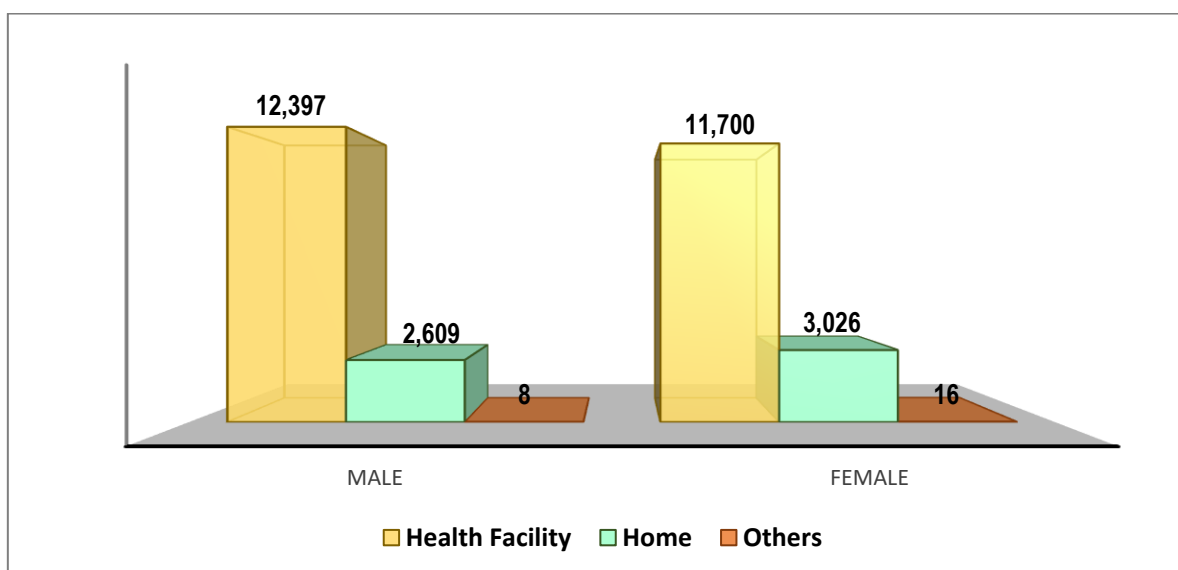


FIGURE 2. Registered Live Births by Sex and Place Type, Cavite: First Semestral 2023

Source: Philippine Statistics Authority, 2023 Vital Statistics. Preliminary.

Marriages in Cavite

For the first semestral of 2023, the most common age group for grooms was 25-29 with a total of 3,072, followed by 30-34 with 2,845 and 35-39 with 1,285. Among the age groups, the least number were from under 20 years old with 27 grooms only.

In most cities/municipalities, the age group of 25-29 got the highest marriage registrations except for City of Dasmariñas, Tagaytay City and municipalities of Magallanes, Maragondon, Silang, Ternate and General Mariano Alvarez wherein most grooms belonged to the age group of 30-34.

Silang had the highest number of brides for both age groups of 25-29 and 30-34 with 430 and 451 brides, respectively.

TABLE 2. Groom's Age by City/Municipality, Cavite: First Semestral 2023 2023

Cities/ Municipalities	<20	20-24	25-29	30-34	35-39	40-44	45-49	50 & over
Alfonso	1	21	178	161	43	8	4	10
Amadeo	0	9	60	51	19	7	7	5
City of Bacoor	2	41	245	238	154	74	22	41
City of Carmona	2	22	76	46	27	8	6	9
Cavite City	1	17	57	42	16	13	7	13
City of Dasmariñas	4	92	397	405	225	106	48	93
General Emilio Aguinaldo	1	6	29	17	14	5	0	2
City of General Trias	1	25	139	134	53	26	17	27
City of Imus	1	37	298	251	133	58	21	40
Indang	0	22	92	77	26	6	1	5
Kawit	2	20	80	64	28	12	10	9
Magallanes	0	10	15	17	12	3	1	4
Maragondon	1	5	39	40	8	8	2	2
Mendez	0	12	44	35	12	4	0	4
Naic	0	29	92	72	36	21	15	15
Noveleta	0	15	64	61	30	14	7	15
Rosario	0	15	71	44	31	12	8	8
Silang	2	43	430	451	123	41	10	23
Tagaytay City	2	34	331	348	134	46	8	21
Tanza	2	28	131	102	54	28	7	18
Ternate	0	8	15	18	10	3	2	3
Trece Martires City	4	26	103	81	57	24	11	20
General Mariano Alvarez	1	16	86	90	40	13	10	12
TOTAL	27	553	3,072	2,845	1,285	540	224	339

Source: Philippine Statistics Authority, 2023 Vital Statistics. Preliminary.

The age group of 25-29 was the most common age group for brides with a total of 3,673. The said age group also got the highest marriage registrations in most cities/municipalities except for Ternate wherein most brides belonged to 30-34. Meanwhile, the least number were from under 20 with 59 brides, followed by 45-49 with 155.

Majority of the brides whose age ranged from 25-29 were registered from the municipality of Silang with a total of 506, followed by City of Dasmariñas and Tagaytay City with 500 and 446 brides, respectively.

TABLE 3. Bride's Age by City/Municipality, Cavite: First Semestral 2023 2023

Cities/ Municipalities	<20	20-24	25-29	30-34	35-39	40-44	45-49	50 & over
Alfonso	4	24	215	132	35	8	2	6
Amadeo	2	12	78	35	17	10	1	3
City of Bacoor	7	90	292	224	118	45	17	24
City of Carmona	1	27	91	45	18	7	5	2
Cavite City	2	16	66	39	21	13	6	3
City of Dasmariñas	5	163	500	367	162	80	34	59
General Emilio Aguinaldo	2	10	33	17	8	3	0	1
City of General Trias	6	49	162	101	54	27	9	14
City of Imus	0	75	329	255	97	42	22	19
Indang	1	38	121	44	15	5	3	2
Kawit	2	33	85	66	24	8	2	5
Magallanes	1	7	25	15	8	3	2	1
Maragondon	0	14	49	27	8	5	1	1
Mendez	1	15	49	32	9	3	0	2
Naic	4	44	104	57	39	15	8	9
Noveleta	2	33	77	48	24	5	7	10
Rosario	1	22	78	47	22	14	2	3
Silang	5	69	506	402	96	26	11	8
Tagaytay City	3	63	446	284	94	24	4	6
Tanza	5	41	143	96	51	19	7	8
Ternate	0	12	17	20	6	3	0	1
Trece Martires City	5	42	107	102	41	13	5	11
General Mariano Alvarez	1	37	100	65	41	10	7	7
TOTAL	59	937	3,673	2,520	1,088	388	155	205

Source: Philippine Statistics Authority, 2023 Vital Statistics. Preliminary.

Deaths in Cavite

Table 4 shows that the registered male deaths were higher than female deaths in most cities/municipalities except for Mendez with more female deaths than male deaths and Indang with the same number of male and female deaths. The total male and female deaths recorded were 6,123 and 4,955, respectively. Males outnumbered females by 1,168.

**TABLE 4. Registered Deaths by Sex and by City/Municipality, Cavite:
First Semestral 2023**

Cities/ Municipalities	Male	Female	Total
Alfonso	105	69	174
Amadeo	53	45	98
City of Bacoor	674	566	1,240
City of Carmona	148	108	256
Cavite City	192	148	340
City of Dasmariñas	1,168	950	2,118
General Emilio Aguinaldo	36	24	60
City of General Trias	538	454	992
City of Imus	591	557	1,148
Indang	83	83	166
Kawit	188	160	348
Magallanes	40	23	63
Maragondon	53	39	92
Mendez	34	45	79
Naic	266	215	481
Noveleta	52	37	89
Rosario	134	111	245
Silang	350	304	654
Tagaytay City	204	138	342
Tanza	362	291	653
Ternate	38	19	57
Trece Martires City	602	388	990
General Mariano Alvarez	212	181	393
TOTAL	6,123	4,955	11,078

Source: Philippine Statistics Authority, 2023 Vital Statistics. Preliminary.

Figure 3 shows that male deaths consistently outnumbered female deaths on the first semester of 2023. The month of May had the highest occurrence of male and female deaths with 1,134 and 992, respectively. The month April had the least occurrence of deaths comprised of 871 males and 719 females.

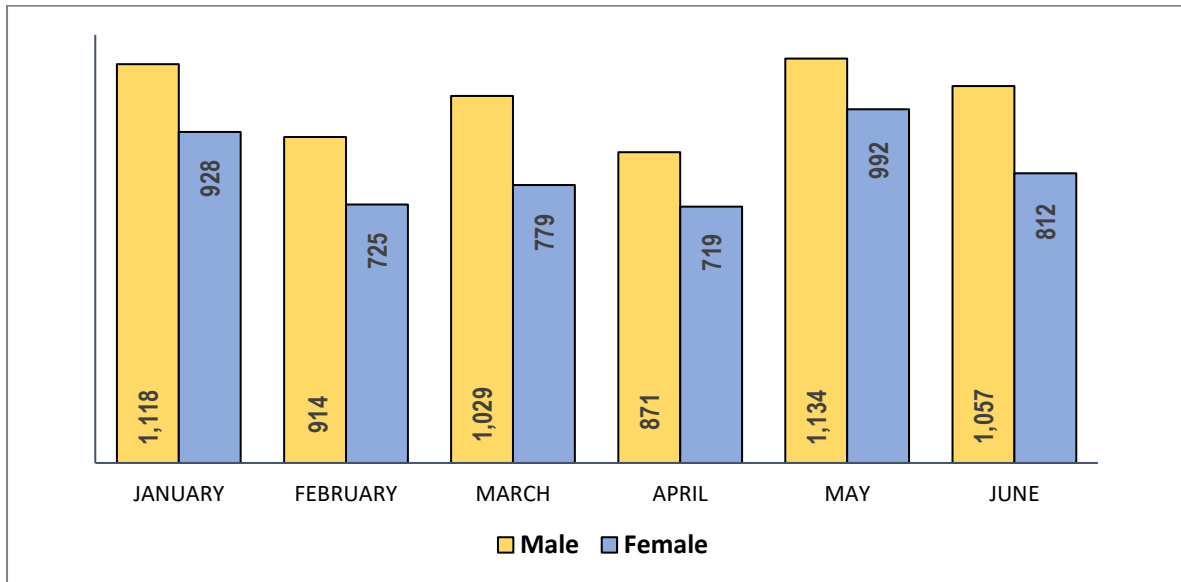


FIGURE 4. Registered Deaths by Sex and Month of Occurrence, Cavite: January to June 2023

Source: Philippine Statistics Authority, 2023 Vital Statistics. Preliminary.

Figure 5 shows that majority of male and female deaths occurred at home with 3,704 males and 3,073 females. It was followed by hospital with 2,414 males and 1,881 females. Other places had two (2) males and one (1) female. Three (3) male deaths had no place type stated in their document.

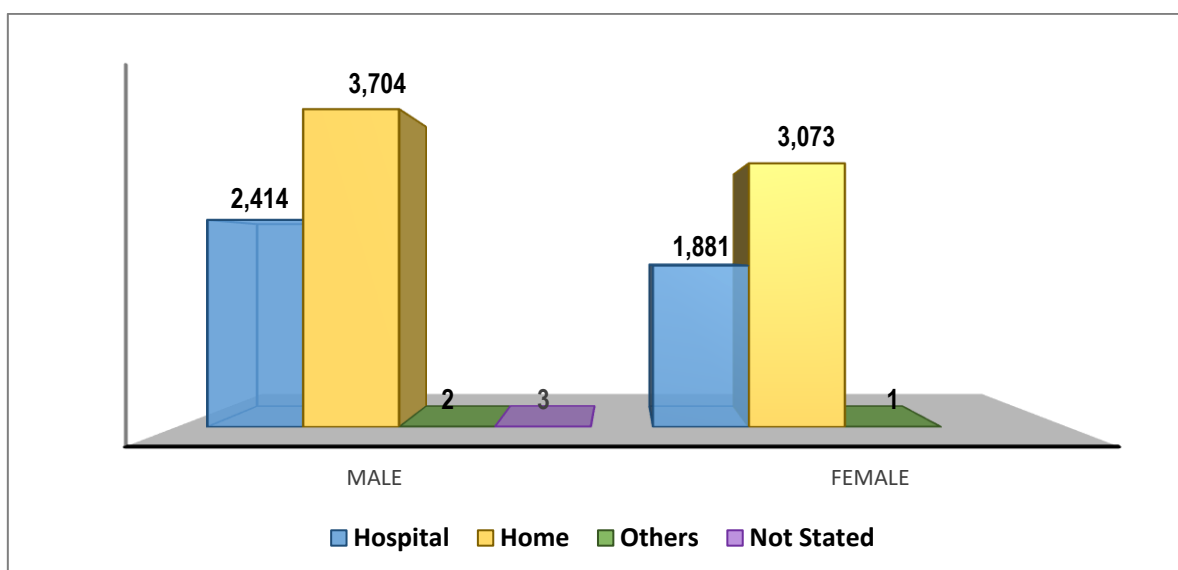


FIGURE 5. Registered Live Births by Sex and Place Type, Cavite: First Semestral 2023


Source: Philippine Statistics Authority, 2023 Vital Statistics. Preliminary.

Summary

In birth statistics, male births were higher than female births. The highest number of male births occurred on January while the highest number of female births occurred on March. The most common birth place type for both sexes was Health Facility.

With regards to marriage statistics, most grooms and brides were aged 25-29 and the least were aged under 20. For both sexes, Silang had the highest record for both age groups of 25-29 and 30-34.

In death statistics, male deaths exceeded female deaths. The highest number of deaths for both sexes occurred on the month of May. Majority of both male and female deaths occurred at home.



Lucia Haida A. Soneja
Chief Statistical Specialist