


SPECIAL RELEASE

MEN AND WOMEN VITAL STATISTICS 2024

Reference No. 2025-SR-014

Date of Release: 27 March 2025



This special release presents gender statistics on vital events such as birth, marriage and death for year 2024 in the Province of Cavite. The civil registry documents transmitted by the Local Civil Registry Offices (LCROs) to Cavite Provincial Office for machine processing served as the source of data in preparation of this publication.

Births in Cavite

Table 1 shows that in the Province of Cavite for the year 2024, there were a total of 28,287 male births and 26,871 female births. The City of Bacoor recorded the highest number of male and female births, with 4,492 males and 4,287 females. In contrast, Ternate had the least birth registrations, with 58 male and 77 female births.

Male births exceeded female births in 17 cities/municipalities, except for six (6) municipalities: Alfonso, Amadeo, Indang, Magallanes, Tanza, and Ternate, where female births outnumbered male births.

TABLE 1. Total Registered Live Births by Sex and by City/Municipality, Cavite: 2024

Cities/ Municipalities	Male	Female	Total
Alfonso	120	137	257
Amadeo	93	109	202
City of Bacoor	4,492	4,287	8,779
City of Carmona	345	268	613
Cavite City	573	515	1,088
City of Dasmariñas	4,479	4,234	8,713
General Emilio Aguinaldo	164	150	314
City of General Trias	2,683	2,656	5,339
City of Imus	2,506	2,330	4,836
Indang	244	250	494
Kawit	631	571	1,202
Magallanes	114	115	229
Maragondon	218	202	420
Mendez	278	260	538
Naic	1,541	1,469	3,010
Noveleta	315	309	624
Rosario	381	371	752
Silang	2,158	2,023	4,181
Tagaytay City	420	378	798
Tanza	1,660	1,667	3,327
Ternate	58	77	135
Trece Martires City	4,117	3,826	7,943
General Mariano Alvarez	697	667	1,364
TOTAL	28,287	26,871	55,158

Source: Philippine Statistics Authority, 2024 Vital Statistics. Preliminary.

Figure 1 illustrates that January had the highest number of male and female live births, with 2,664 male and 2,558 female births recorded. In contrast, March had the lowest occurrence, registering only 2,048 male and 1,902 female live births.

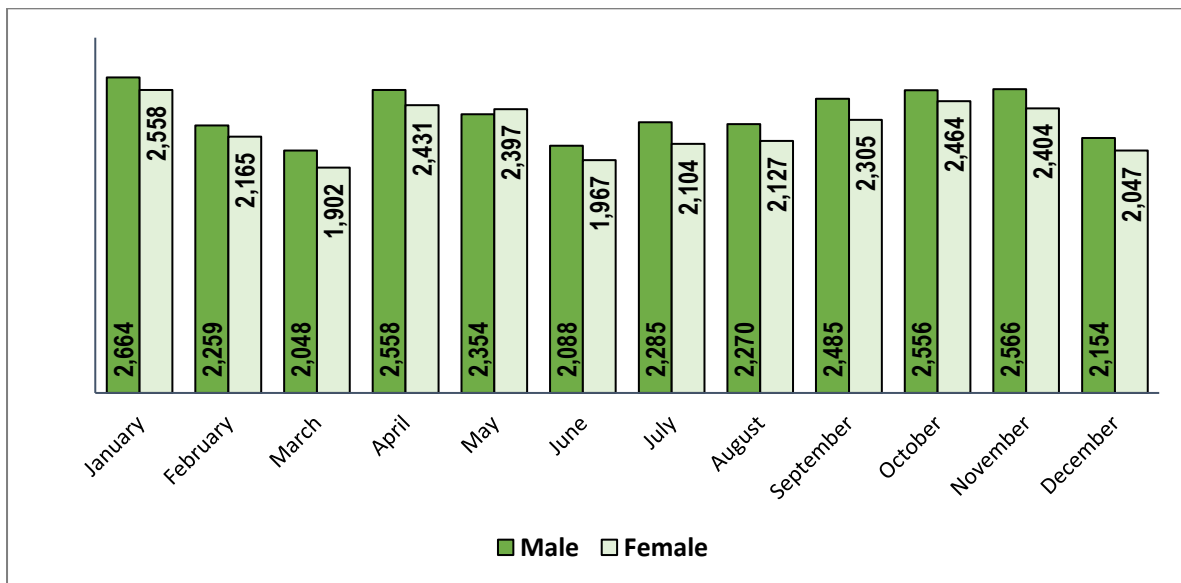


FIGURE 1. Registered Live Births by Sex and Month of Occurrence, Cavite: 2024

Source: Philippine Statistics Authority, 2024 Vital Statistics. Preliminary.

Figure 2 reveals that the majority of births were from mothers residing in Cavite. There were 27,649 male and 26,348 female births recorded among Mothers who are Cavite residents. In contrast, births from mothers residing in other provinces were significantly lower, with 638 male and 523 female births. This data underscores the predominance of Cavite-based mothers in the province’s birth statistics.

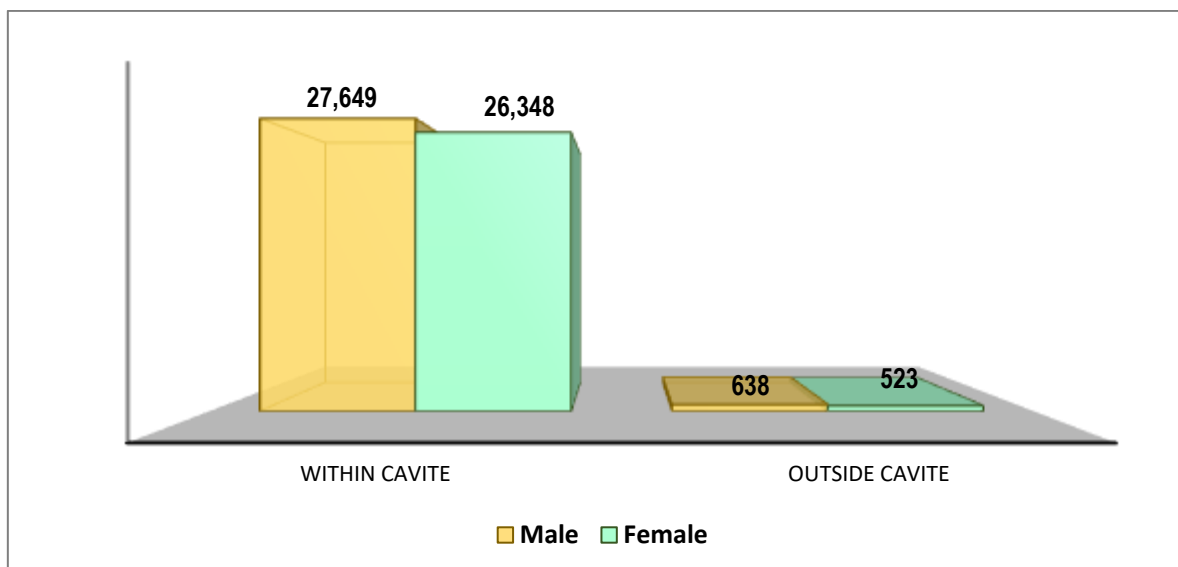


FIGURE 2. Registered Live Births by Sex and Usual Residence of Mother, Cavite: 2024

Source: Philippine Statistics Authority, 2024 Vital Statistics. Preliminary.

Figure 3 highlights that majority of live births were from Filipino mothers, totaling 55,055. Meanwhile, Chinese and Japanese mothers each recorded three (3) births, while American mothers accounted for two (2) live births. The remaining 95 births were from mothers of various other nationalities, including Spanish, Australian, Iranian, and German, reflecting the province's cultural diversity.

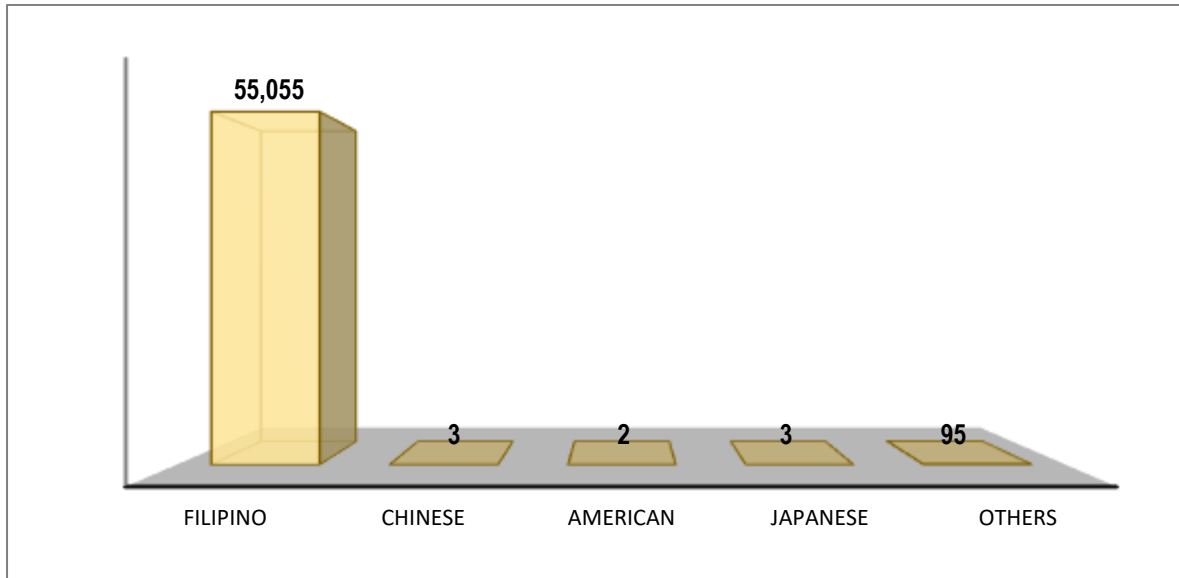


FIGURE 3. Registered Live Births by Nationality of Mother, Cavite: 2024

Source: Philippine Statistics Authority, 2024 Vital Statistics. Preliminary.

Figure 4 shows that the majority of births were from Filipino fathers, accounting for 51,324 births. Additionally, there were 3,465 births where the father's nationality was not stated. Fathers with other nationalities had a total of 176. Chinese and American Fathers were 114 and 48, respectively. The remaining births were attributed to 21 Japanese, five (5) Australian, three (3) German, and two (2) Iranian fathers, showcasing the diverse paternal backgrounds in the province.

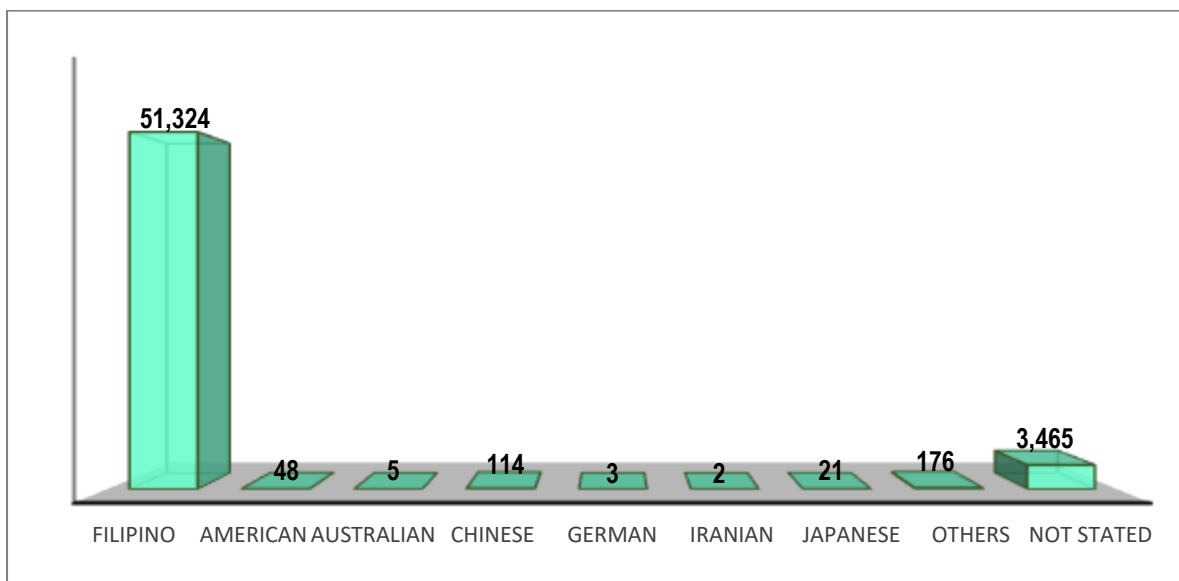


FIGURE 4. Registered Live Births by Nationality of Father, Cavite: 2024

Source: Philippine Statistics Authority, 2024 Vital Statistics. Preliminary.

Marriages in Cavite

Majority of brides across all cities and municipalities in Cavite were Filipinos, totaling 14,449. This was followed by brides of other nationalities with 27, and American brides with 17. Japanese and Australian brides were six (6) and three (3), respectively. The least was German with only one (1) bride.

Among Filipino brides, Silang recorded the highest number, with 2,704 marriages, whereas Magallanes had the fewest, with only 94 brides. This data highlights the predominance of Filipino brides while also reflecting the presence of diverse nationalities in the province.

TABLE 2. Nationality of Bride by City/Municipality, Cavite: 2024

Cities/ Municipalities	Filipino	American	Japanese	Australian	German	Others	Total
Alfonso	675	1	1	0	0	1	678
Amadeo	273	0	0	0	0	2	275
City of Bacoor	1,244	0	1	0	0	2	1,247
City of Carmona	332	0	0	0	0	1	333
Cavite City	326	1	0	0	0	0	327
City of Dasmariñas	1,584	0	1	0	0	4	1,589
General Emilio Aguinaldo	97	0	0	0	0	0	97
City of General Trias	713	0	0	0	0	1	714
City of Imus	1,281	3	2	0	0	5	1,291
Indang	366	1	0	0	0	2	369
Kawit	378	0	0	0	0	1	379
Magallanes	94	0	0	0	0	0	94
Maragondon	169	0	0	1	0	0	170
Mendez	163	0	0	0	0	0	163
Naic	683	1	0	0	0	0	684
Noveleta	298	3	0	0	0	0	301
Rosario	256	0	0	0	0	0	256
Silang	2,074	5	0	0	1	5	2,085
Tagaytay City	1,640	1	1	1	0	2	1,645
Tanza	652	1	0	1	0	0	654
Ternate	115	0	0	0	0	0	115
Trece Martires City	519	0	0	0	0	0	519
General Mariano Alvarez	517	0	0	0	0	1	518
TOTAL	14,449	17	6	3	1	27	14,503

Source: Philippine Statistics Authority, 2024 Vital Statistics. Preliminary.

Majority of the grooms across all cities and municipalities in Cavite were Filipinos, totaling 14,038. This was followed by grooms of other nationalities (209) and Americans (158). Additionally, there were 34 grooms whose nationality was not specified. The remaining grooms included 22 Chinese, 19 Japanese, 15 Australian, four (4) German, three (3) Spanish and one (1) Iranian.

Silang recorded the highest number of Filipino grooms, with 2,024, while Magallanes had the least, with only 94.

TABLE 3. Groom's Nationality by City/Municipality, Cavite: 2024

Cities/ Municipalities	Filipino	American	Australian	Chinese	German	Iranian	Japanese	Spanish	Others	Not stated	Total
Alfonso	661	3	0	0	0	0	0	0	12	2	678
Amadeo	264	4	0	0	0	0	1	0	5	1	275
City of Bacoor	1,189	19	2	5	1	1	6	1	22	1	1,247
City of Carmona	325	2	0	0	0	0	1	0	4	1	333
Cavite City	315	6	0	0	0	0	0	1	5	0	327
City of Dasmariñas	1,537	10	1	3	0	0	4	0	29	5	1,589
General Emilio Aguinaldo	96	0	0	0	0	0	0	0	1	0	97
City of General Trias	693	7	0	0	0	0	0	0	12	2	714
City of Imus	1,243	7	3	6	0	0	2	0	23	7	1,291
Indang	359	3	1	0	0	0	0	0	5	1	369
Kawit	366	4	0	1	0	0	0	0	7	1	379
Magallanes	94	0	0	0	0	0	0	0	0	0	94
Maragondon	167	0	0	1	0	0	0	0	1	1	170
Mendez	154	7	0	0	0	0	0	0	2	0	163
Naic	671	7	0	1	0	0	0	0	4	1	684
Noveleta	274	10	2	1	1	0	1	0	11	1	301
Rosario	254	1	0	1	0	0	0	0	0	0	256
Silang	2,024	26	1	0	0	0	1	0	31	2	2,085
Tagaytay City	1,601	22	2	2	1	0	0	1	15	1	1,645
Tanza	628	10	2	1	1	0	0	0	12	0	654
Ternate	113	1	0	0	0	0	0	0	1	0	115
Trece Martires City	510	1	1	0	0	0	0	0	0	7	519
General Mariano Alvarez	500	8	0	0	0	0	3	0	7	0	518
TOTAL	14,038	158	15	22	4	1	19	3	209	34	14,503

Source: Philippine Statistics Authority, 2024 Vital Statistics. Preliminary.

Deaths in Cavite

Figure 5 reveals that male deaths consistently outnumbered female deaths throughout the entire year of 2024. The highest number of male deaths occurred in July with 1,256, while female deaths peaked in April, reaching 1,022. In contrast, March recorded the lowest number of deaths for both sexes, with 885 male deaths and 709 female deaths.

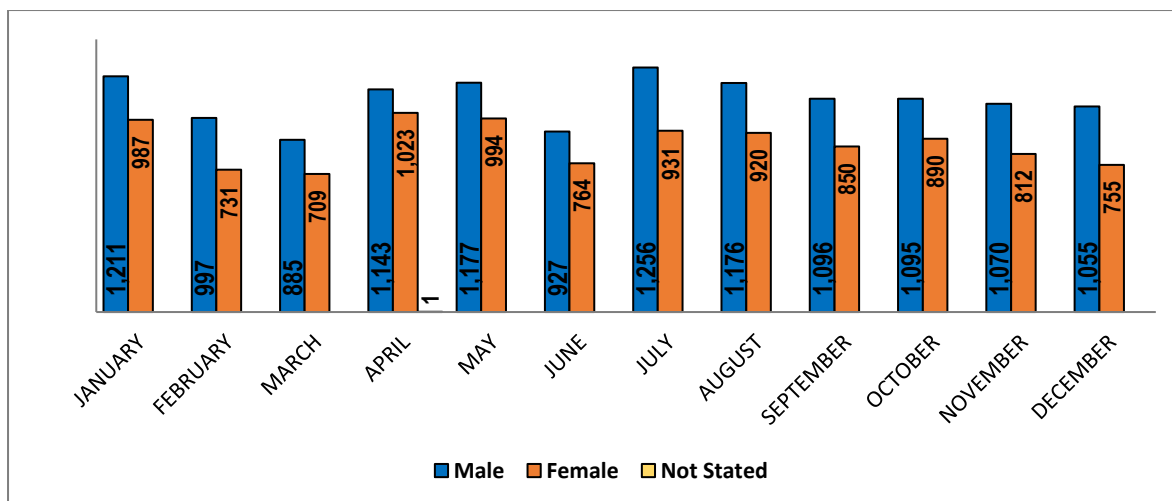


FIGURE 5. Registered Deaths by Sex and Month of Occurrence, Cavite: 2024

Source: Philippine Statistics Authority, 2024 Vital Statistics. Preliminary.

Figure 6 highlights that the majority of registered deaths were from residents of Cavite, with 12,286 male deaths and 9,891 female deaths. In comparison, deaths recorded from residents of other provinces were significantly lower, totaling 802 males and 475 females. Additionally, one (1) death was recorded without a specified sex or residence. This data underscores the predominance of Cavite residents in the province’s mortality records.

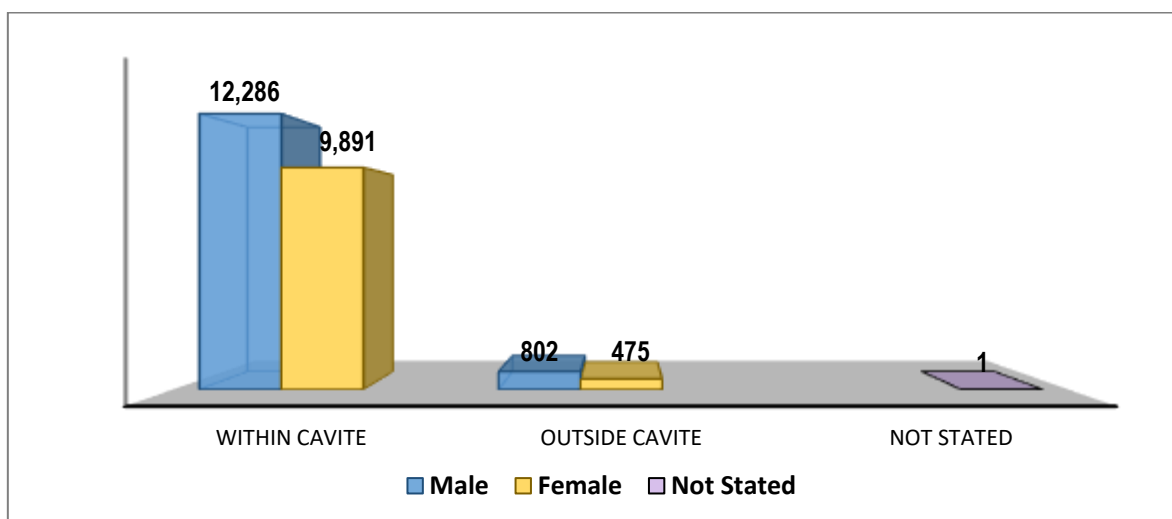


FIGURE 6. Registered Deaths by Usual Residence, Cavite: 2024


Source: Philippine Statistics Authority, 2024 Vital Statistics. Preliminary.

Summary

In birth statistics, male births outnumbered female births. The highest number of male births was recorded in January, while female births peaked in March. Regarding the usual residence of mothers, the majority of births were from Cavite residents. In terms of parental nationality, Filipino mothers and fathers were predominant, highlighting the province's largely Filipino demographic.

For marriage statistics, the majority of both grooms and brides were Filipinos. Among them, Silang recorded the highest number of Filipino brides and grooms. Conversely, Magallanes reported the fewest Filipino brides and grooms.

In death statistics, male deaths exceeded female deaths. The highest number of deaths for males occurred in July and for females occurred in April. The lowest number of deaths for both sexes was recorded in March. Similar to birth statistics, most deceased individuals were residents of Cavite.



Lucia Iralda A. Soneja
Chief Statistical Specialist