

## SPECIAL RELEASE

# Birth Statistics NOVEMBER 2023

Reference No. 2024-SR-014  
Date of Release: 14 May 2024



This special release presents statistical data on births occurring for the month of November 2023 in the Province of Cavite. This publication shows the disaggregated data of live births by sex and by registration status down to city/municipal level. It also presents the total registered live births by nationality of father and mother, usual residence of the mother, and type of birth. The civil registry documents transmitted by the Local Civil Registry Offices (LCROs) to Cavite Provincial Office for machine processing served as the source of data in preparation of this publication.

# Births in Cavite

Table 1 shows that there were 5,440 registered live births in the Province of Cavite for the month of November 2023. Male births recorded 2,722 while female births with 2,718. Males were more than females by only four (4). Three (3) cities and 12 municipalities recorded more male births than females. These were as follows: Cities of Bacoor and Imus, and Tagaytay City and municipalities of Alfonso, Amadeo, General Emilio Aguinaldo, Indang, Magallanes, Maragondon, Mendez, Naic, Silang, Tanza, Ternate, and General Mariano Alvarez.

The City of Bacoor recorded the highest registered live births with 894 composed of 449 males and 445 females. This was followed by City of Dasmariñas and Trece Martires City with 879 and 696 registered live births, respectively. The least registered live births were recorded in Ternate with five (5), followed by Alfonso and Amadeo with 17 and 18 live births, respectively.

**TABLE 1. Total Registered Live Births by Sex and by City/Municipality, Cavite: November 2023**

Cities/ Municipalities	Both Sexes	Male	Female
Alfonso	17	13	4
Amadeo	18	13	5
City of Bacoor	894	449	445
City of Carmona	64	29	35
Cavite City	119	55	64
City of Dasmariñas	879	426	453
General Emilio Aguinaldo	41	21	20
City of General Trias	524	257	267
City of Imus	433	228	205
Indang	38	20	18
Kawit	140	63	77
Magallanes	22	13	9
Maragondon	49	25	24
Mendez	24	15	9
Naic	314	168	146
Noveleta	74	29	45
Rosario	75	32	43
Silang	423	212	211
Tagaytay City	76	43	33
Tanza	360	184	176
Ternate	5	3	2
Trece Martires City	696	343	353
General Mariano Alvarez	155	81	74
<b>TOTAL</b>	<b>5,440</b>	<b>2,722</b>	<b>2,718</b>

Source: Philippine Statistics Authority, 2023 Vital Statistics. Preliminary.

Table 2 shows that 83.4 percent or 4,539 were timely registered while 16.6 percent or 901 were late registered. These were registered within the reglementary period of 30 days. Timely registered births were higher by 3,638 compared to late registered births.

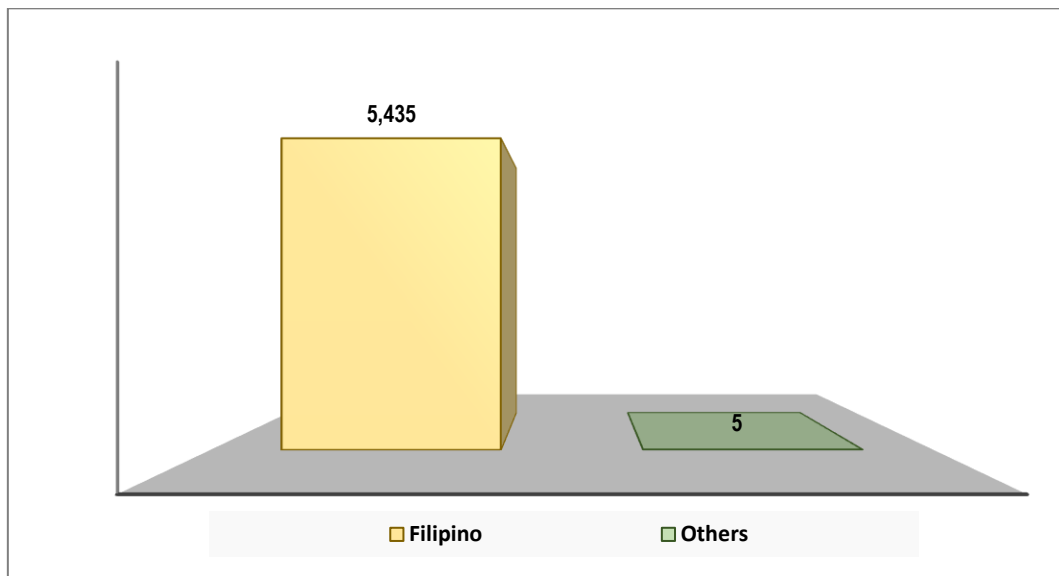
Tagaytay City had the highest percentage of timely registered births with 92.1 percent or 70 out of 76 total registered births. This was followed by City of Carmona with 90.6 percent or 58 out of 64 total registered births and General Emilio Aguinaldo with 90.2 percent or 37 out of 41 registered births. On the other hand, Ternate recorded the highest percentage of late registered births with 40.0 percent or 2 out of 5 registered births, followed by Rosario with 32.0 percent or 24 out of 75 registered births and Alfonso with 29.4 percent or 5 out of 17 registered births.

**TABLE 2. Total Registered Live Births by Registration Status, Cavite: November 2023**

Cities/ Municipalities	Total	Timely	Percentage of Timely Registered	Late	Percentage of Late Registered
Alfonso	17	12	70.6	5	29.4
Amadeo	18	16	88.9	2	11.1
City of Bacoor	894	729	81.5	165	18.5
City of Carmona	64	58	90.6	6	9.4
Cavite City	119	90	75.6	29	24.4
City of Dasmariñas	879	748	85.1	131	14.9
General Emilio Aguinaldo	41	37	90.2	4	9.8
City of General Trias	524	441	84.2	83	15.8
City of Imus	433	361	83.4	72	16.6
Indang	38	30	78.9	8	21.1
Kawit	140	103	73.6	37	26.4
Magallanes	22	16	72.7	6	27.3
Maragondon	49	42	85.7	7	14.3
Mendez	24	18	75.0	6	25.0
Naic	314	261	83.1	53	16.9
Noveleta	74	63	85.1	11	14.9
Rosario	75	51	68.0	24	32.0
Silang	423	373	88.2	50	11.8
Tagaytay City	76	70	92.1	6	7.9
Tanza	360	291	80.8	69	19.2
Ternate	5	3	60.0	2	40.0
Trece Martires City	696	594	85.3	102	14.7
General Mariano Alvarez	155	132	85.2	23	14.8
<b>TOTAL</b>	<b>5,440</b>	<b>4,539</b>	<b>83.4</b>	<b>901</b>	<b>16.6</b>

Source: Philippine Statistics Authority, 2023 Vital Statistics. Preliminary.

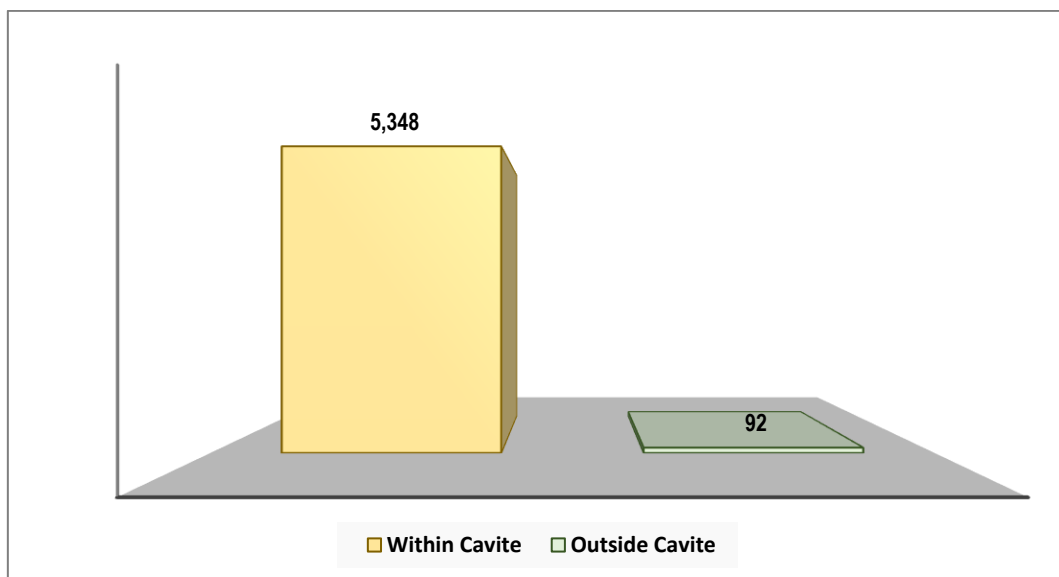
Figure 1 shows that 5,435 or 99.9 percent were babies with Filipino parents while only 5 or 0.1 percent were babies with foreign parents. Births with Filipino parents were higher by 5,430.



**FIGURE 1. Total Registered Live Births by Nationality of Father and Mother: November 2023**

*Source: Philippine Statistics Authority, 2023 Vital Statistics. Preliminary.*

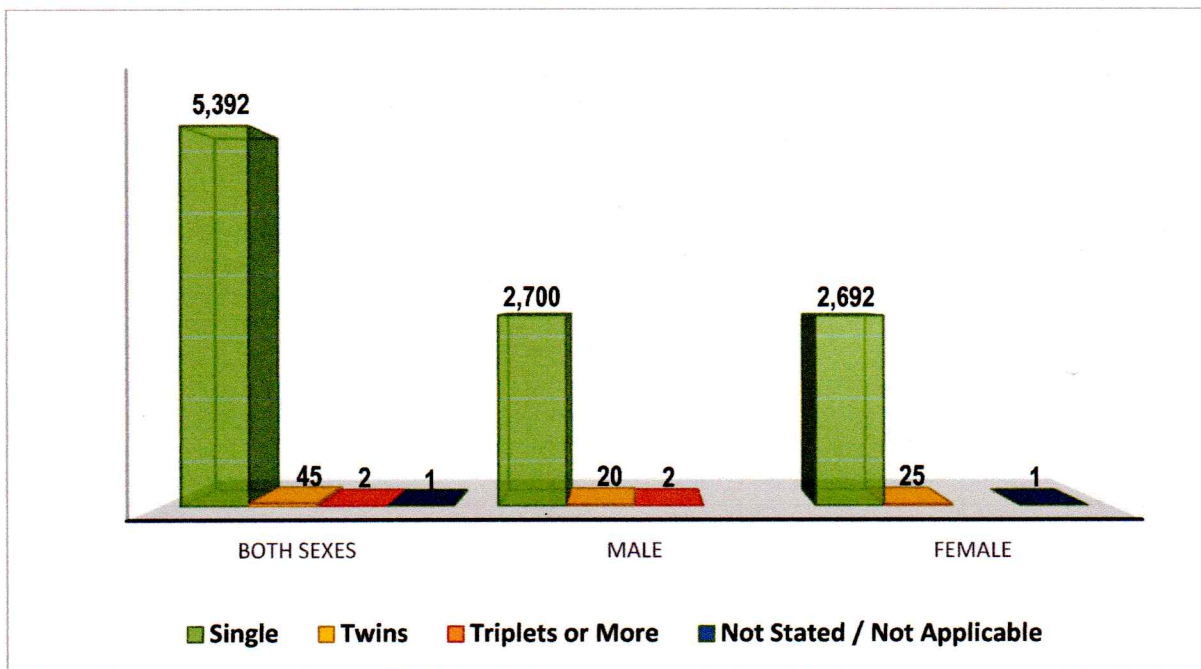
Figure 2 shows that the majority of the babies' mother were residents of Cavite with a total of 5,348 while residents of other provinces were 92.



**FIGURE 2. Registered Live Births by Usual Residence of the Mother, Cavite: November 2023**

*Source: Philippine Statistics Authority, 2023 Vital Statistics. Preliminary.*

Figure 3 shows that majority of birth deliveries were single with a total of 5,392 of which 2,700 were males and 2,692 were females. It was followed by twins with 45 composed of 20 males and 25 females. There were two (2) under triplets or more and one (1) birth whose type of birth was not stated / not applicable.




**FIGURE 3. Registered Live Births by Type of Birth and by Sex, Cavite: November 2023**

Source: Philippine Statistics Authority, 2023 Vital Statistics. Preliminary.

## Summary

The Province of Cavite had recorded a total of 5,440 live births for the month of November 2023. Male births were predominant in most cities/municipalities. Overall, males outnumbered females by only four (4). The highest number of registered births came from the City of Bacoor with 894 and the least came from Ternate with five (5) live births only. Timely registered births were higher than late registered births. There were also more live births with Filipino parents than births with 1 foreign parent. Majority of the mothers were residents of Cavite and among the types of birth, single was the most common.

  
 Lucia Traida A. Soneja  
 Chief Statistical Specialist