

SPECIAL RELEASE

Birth Statistics DECEMBER 2023

Reference No. 2024-SR-015
Date of Release: 14 May 2024



This special release presents statistical data on births occurring for the month of December 2023 in the Province of Cavite. This publication shows the disaggregated data of live births by sex and by registration status down to city/municipal level. It also presents the total registered live births by nationality of father and mother, usual residence of the mother, and type of birth. The civil registry documents transmitted by the Local Civil Registry Offices (LCROs) to Cavite Provincial Office for machine processing served as the source of data in preparation of this publication.

Births in Cavite

Table 1 shows that there were 4,875 registered live births in the Province of Cavite for the month of December 2023. Male births recorded 2,468 while female births with 2,407. Males were higher by 61 than females. Three (3) cities and six (7) municipalities recorded more male births than females. These were as follows: City of Dasmariñas, Tagaytay City and Trece Martires City and municipalities of Alfonso, Amadeo, Indang, Kawit, Naic, Noveleta and Rosario. The same number of male and female births were recorded in Ternate.

The City of Dasmariñas recorded the highest registered live births with 829 composed of 458 males and 371 females. This was followed by City of Bacoor and Trece Martires City with 745 and 696 registered live births, respectively. The least registered live births were recorded in Mendez with eight (8), followed by Ternate and Amadeo with 12 and 17 live births, respectively.

TABLE 1. Total Registered Live Births by Sex and by City/Municipality, Cavite: December 2023

Cities/ Municipalities	Both Sexes	Male	Female
Alfonso	18	10	8
Amadeo	17	11	6
City of Bacoor	745	363	382
City of Carmona	67	26	41
Cavite City	109	52	57
City of Dasmariñas	829	458	371
General Emilio Aguinaldo	31	15	16
City of General Trias	457	219	238
City of Imus	429	207	222
Indang	54	29	25
Kawit	104	61	43
Magallanes	21	5	16
Maragondon	37	16	21
Mendez	8	2	6
Naic	265	136	129
Noveleta	49	26	23
Rosario	74	41	33
Silang	363	170	193
Tagaytay City	63	37	26
Tanza	307	148	159
Ternate	12	6	6
Trece Martires City	696	374	322
General Mariano Alvarez	120	56	64
TOTAL	4,875	2,468	2,407

Source: Philippine Statistics Authority, 2023 Vital Statistics. Preliminary.

Table 2 shows that 79.7 percent or 3,886 were timely registered and 20.3 percent or 989 were late registered. These were registered within the reglementary period of 30 days. Timely registered births were higher by 2,897 compared to late registered births.

General Emilio Aguinaldo had the highest percentage of timely registered births with 90.3 percent or 28 out of 31 total registered births. This was followed by Noveleta with 89.8% or 44 out of 49 total registered births and Naic with 87.5 percent or 232 out of 265 registered births. On the other hand, Magallanes recorded the highest percentage of late registered births with 57.1 percent or 9 out of 12 registered births, followed by Mendez with 50.0 percent or 4 out of 8 registered births and Ternate with 41.7 percent or 5 out of 12 registered births.

TABLE 2. Total Registered Live Births by Registration Status, Cavite: December 2023

Cities/ Municipalities	Total	Timely	Percentage of Timely Registered	Late	Percentage of Late Registered
Alfonso	18	12	66.7	6	33.3
Amadeo	17	11	64.7	6	35.3
City of Bacoor	745	587	78.8	158	21.2
City of Carmona	67	54	80.6	13	19.4
Cavite City	109	85	78.0	24	22.0
City of Dasmariñas	829	655	79.0	174	21.0
General Emilio Aguinaldo	31	28	90.3	3	9.7
City of General Trias	457	347	75.9	110	24.1
City of Imus	429	359	83.7	70	16.3
Indang	54	42	77.8	12	22.2
Kawit	104	67	64.4	37	35.6
Magallanes	21	9	42.9	12	57.1
Maragondon	37	28	75.7	9	24.3
Mendez	8	4	50.0	4	50.0
Naic	265	232	87.5	33	12.5
Noveleta	49	44	89.8	5	10.2
Rosario	74	45	60.8	29	39.2
Silang	363	305	84.0	58	16.0
Tagaytay City	63	52	82.5	11	17.5
Tanza	307	225	73.3	82	26.7
Ternate	12	7	58.3	5	41.7
Trece Martires City	696	596	85.6	100	14.4
General Mariano Alvarez	120	92	76.7	28	23.3
TOTAL	4,875	3,886	79.7	989	20.3

Source: Philippine Statistics Authority, 2023 Vital Statistics. Preliminary.

Figure 1 shows that 4,868 or 99.9 percent were babies with Filipino parents and 7 or 0.1 percent were babies with foreign parents. Births with Filipino parents were higher by 4,861.

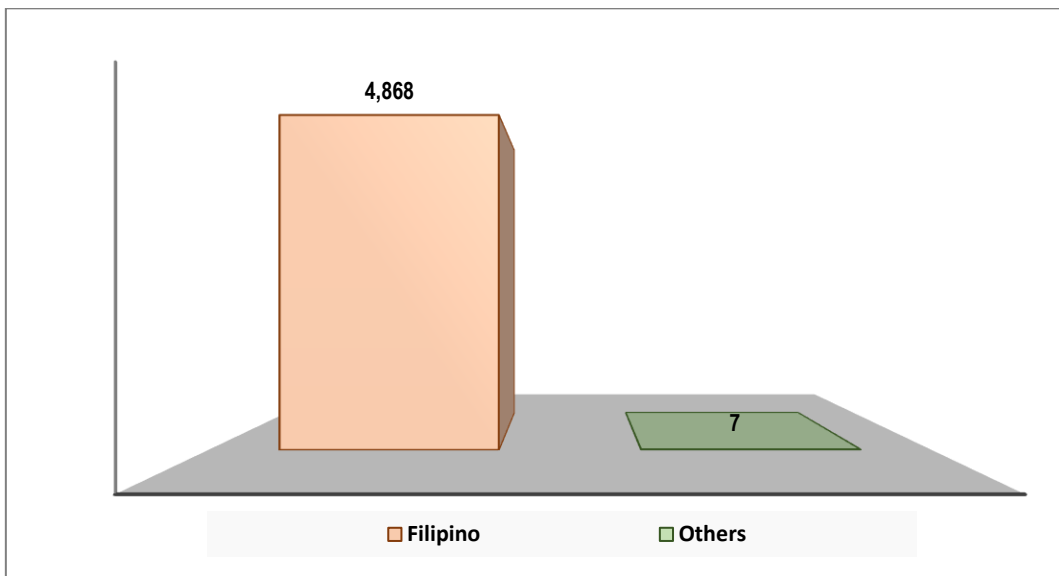


FIGURE 1. Total Registered Live Births by Nationality of Father and Mother: December 2023

Source: Philippine Statistics Authority, 2023 Vital Statistics. Preliminary.

Figure 2 shows that the majority of the babies' mother were residents of Cavite with a total of 4,815 while residents of other provinces were 60.

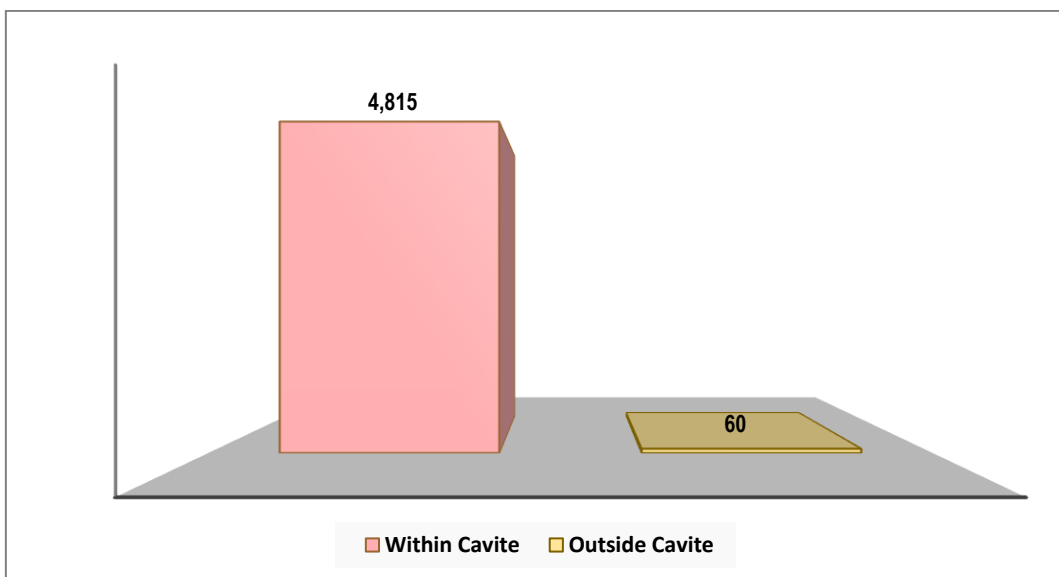


FIGURE 2. Registered Live Births by Usual Residence of the Mother, Cavite: December 2023

Source: Philippine Statistics Authority, 2023 Vital Statistics. Preliminary.

Figure 3 shows that majority of birth deliveries were single with a total of 4,847 of which 2,452 were males and 2,395 were females. It was followed by twins with 27 composed of 15 males and 12 females. There was 1 birth under triplets or more.

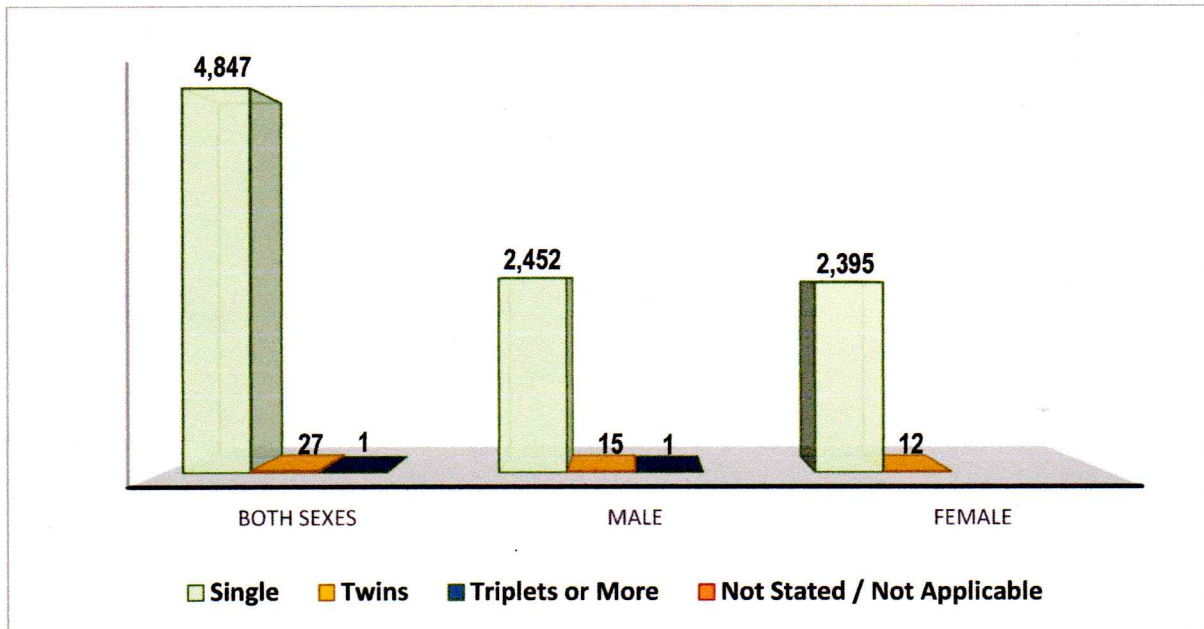



FIGURE 3. Registered Live Births by Type of Birth and by Sex, Cavite: December 2023

Source: Philippine Statistics Authority, 2023 Vital Statistics. Preliminary.

Summary

The Province of Cavite had recorded a total of 4,875 live births for the month of December 2023. Male births were predominant in the province. Overall, males outnumbered females by 61. The highest number of registered births came from the City of Dasmariñas with 829 and the least came from Mendez with eight (8) live births only. Timely registered births were higher than late registered births. There were also more live births with Filipino parents than births with one (1) foreign parent. Majority of the mothers were residents of Cavite and among the types of birth, single was the most common.


 Lucia Haida A. Soneja
 Chief Statistical Specialist