

# SPECIAL RELEASE

## Age and Sex Distribution in Lopez (2020 Census of Population and Housing)

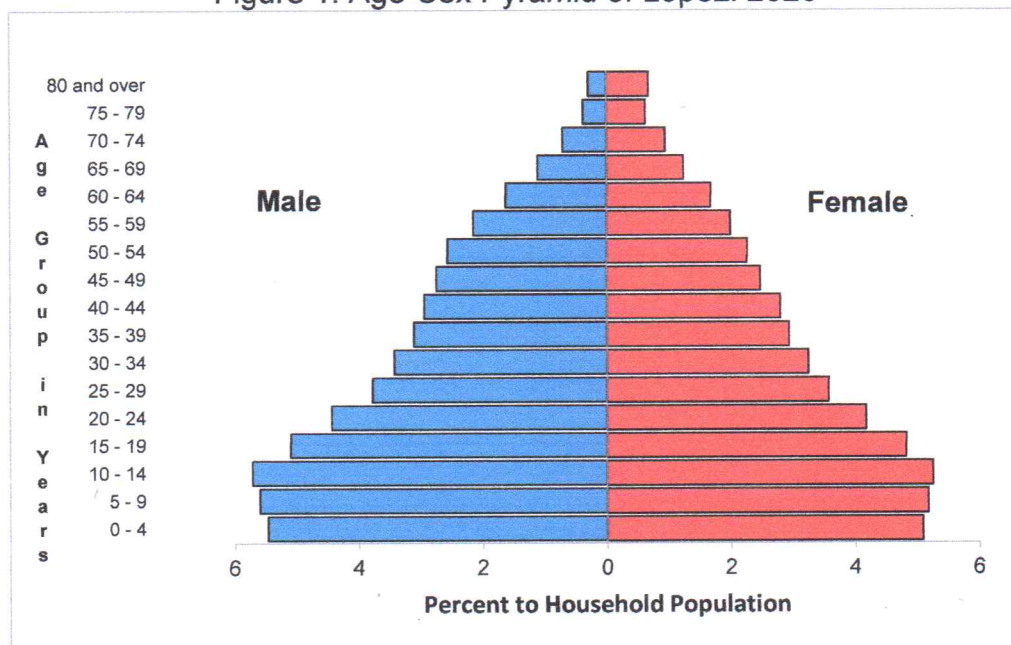
Date of Release: 19 July 2024  
Reference No. 2024-104

As of May 1, 2020, the household population of Lopez was recorded at 94,577 individuals, based on the result of the 2020 Census of Population and Housing (2020 CPH).

Of the total household population in 2020, 48,318 (51.1%) were males while 46,259 (48.9%) were females. By age group, 30,522 persons (32.3%) were under 15 years of age (young dependents), while persons aged 15 to 64 years (working-age or economically active population) totaled 58,420 (61.8%). Those in the age group 65 years and over (old dependents) comprised the remaining 5,635 persons (6.0%).

In 2015, persons aged 0 to 14 years, 15 to 64 years, and 65 years and above accounted for 32.8 percent, 61.9 percent, and 5.3 percent, respectively, of the total household population.

Figure 1. Age-Sex Pyramid of Lopez: 2020



Source: Philippine Statistics Authority, 2020 Census of Population


Moreover, there were more males (92.0%) than females (89.5%) among the 0 to 59 age group. Meanwhile, for older age group (60 years and over) females (10.5%) outnumbered the males (8.0%). The same trend was also observed in 2015.

### Sex ratio stands at 104 males per 100 females

The sex ratio in Lopez was computed at 104 in 2020. This implies that there were 104 males for every 100 females. In 2015, the sex ratio was 103 males for every 100 females.

In 2020, children aged below 15 years had a sex ratio of 108 males for every 100 females, while those aged 15 - 64 years old had a sex ratio of 106 males for every 100 females. On the other hand, those aged 65 years and over had a sex ratio of 71 males for every 100 females. This implies a higher mortality rate among males than females or a longer life expectancy among females than males in the older age groups.

Figure 2. Sex Ratio by Selected Age Group: Lopez, 2020



### Median age increases to 24.5 years

The median age in Lopez was computed at 24.5 years, which means that half of the household population were younger than 24.5 years, while the other half were older than 24.5 years. The median age of 24.0 posted in 2015 was lower compared to 2020.

### Dependency ratio increases at 62 dependents per 100 persons in the working age-group

The dependency ratio in Lopez was computed at 62, which indicates that for every 100 working-age population, there were about 62 dependents (52 young dependents and 10 old dependents). This is higher than the dependency ratio in 2015 at 61 dependents (53 young dependents and 9 old dependents).

**Table 1. Age Dependency Ratio of the Household Population by Sex:  
 Lopez, 2020 and 2015**

Age-Dependency Ratio	2020			2015		
	Both Sexes	Male	Female	Both Sexes	Male	Female
Over All	62	60	63	61	60	63
Young	52	53	52	53	53	53
Old	10	8	12	9	7	10

\*Details may not add up to total due to rounding.

**There are more males than females among children under five years old**

Children below five years old comprised 10.5 percent (9,972) of the household population. The sex ratio was computed at 107 males for every 100 females.

**Table 2. Household Population, Percentage to All Ages and Sex Ratio:  
 Lopez, 2020 and 2015**

Age Group and Year	Number			Percent to All Ages (%)			Sex Ratio
	Both Sexes	Male	Female	Both Sexes	Male	Female	
<b>2020</b>							
All ages	94,577	48,318	46,259				104
0 - 4	9,972	5,166	4,806	10.5	10.7	10.4	107
0 - 14	30,522	15,855	14,667	32.3	32.8	31.7	108
5 - 24	38,061	19,696	18,365	40.2	40.8	39.7	107
15 - 49	46,824	24,124	22,700	49.5	49.9	49.1	106
15 - 64	58,420	30,121	28,299	61.8	62.3	61.2	106
18 years and over	58,348	29,476	28,872	61.7	61.0	62.4	102
0 - 59	85,819	44,435	41,384	90.7	92.0	89.5	107
60 years and over	8,758	3,883	4,875	9.3	8.0	10.5	80
65 years and over	5,635	2,342	3,293	6.0	4.8	7.1	71
<b>2015</b>							
All ages	95,052	48,287	46,765				103
0 - 4	10,102	5,203	4,899	10.6	10.8	10.5	106
0 - 14	31,161	16,018	15,143	32.8	33.2	32.4	106
5 - 24	39,036	19,964	19,072	41.1	41.3	40.8	105
15 - 49	48,128	24,758	23,370	50.6	51.3	50.0	106
15 - 64	58,882	30,226	28,656	61.9	62.6	61.3	105
18 years and over	57,630	29,093	28,537	60.6	60.3	61.0	102
0 - 59	87,338	44,910	42,428	91.9	93.0	90.7	106
60 years and over	7,714	3,377	4,337	8.1	7.0	9.3	78
65 years and over	5,009	2,043	2,966	5.3	4.2	6.3	69

**About two in every five household population are of school age**

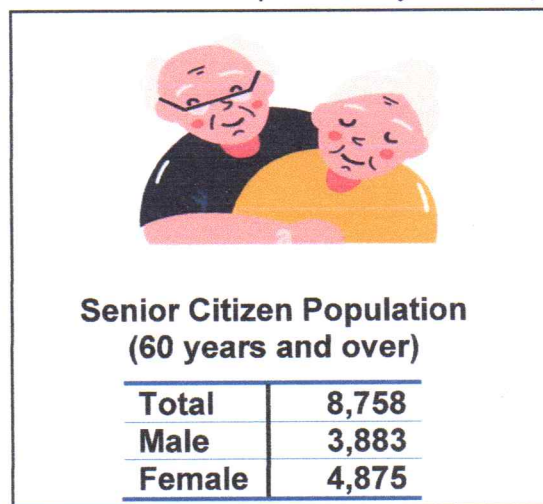
The school-age population (5 to 24 years old) accounted for 38,061 persons (40.2%) of the 94,577 household population in Lopez. This total is lower

compared to the 39,036 (41.1%) school-age population that was reported in 2015.

**Senior citizens constitute 9.3 percent of the household population**

People aged 60 years old and over are regarded as senior citizens in the Philippines. They made up 9.3 percent (8,758) of the household population in 2020. There were more females (4,875 or 55.7%) than males (3,883 or 44.3%) among the senior citizens. The same trend was observed in 2015 where females (4,337 or 56.2%) outnumbered their male counterpart (3,377 or 43.8%).

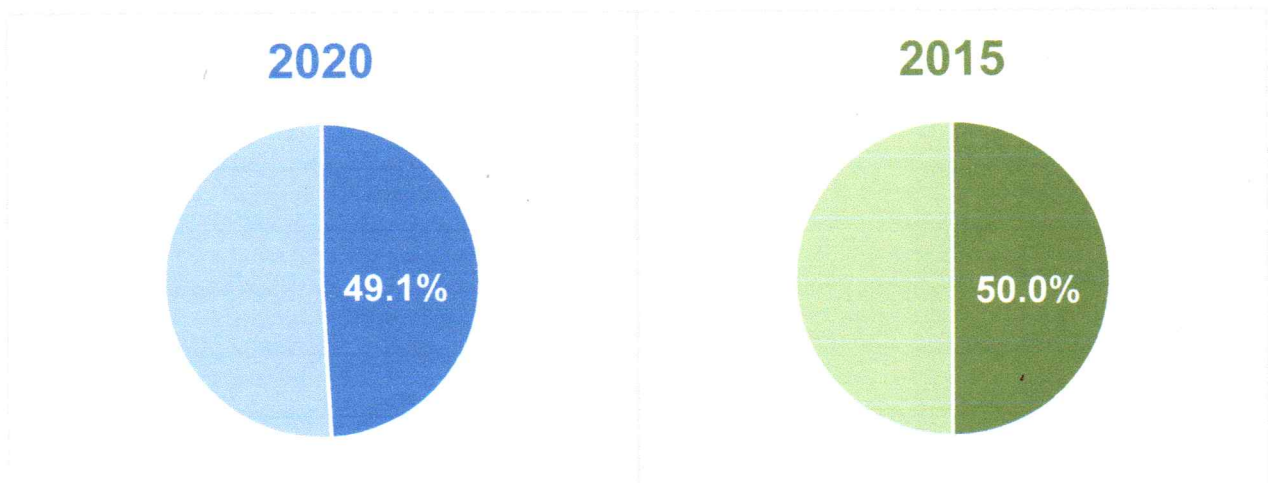
Figure 3. Senior Citizen Population by Sex: Lopez, 2020



**Less than half of the female population are of reproductive age**

Women of reproductive age (15 - 49 years old) totaled 22,700 or 49.1 percent of the 46,259 female household population in 2020. In 2015, there were 23,370 females of reproductive age, comprising 50.0 percent of the female household population during the year.

Figure 4. Percent Distribution of Female Population of Reproductive Age: Lopez, 2020 and 2015



**About 62.0 percent of the household population are of voting age**

The voting-age population (18 years old and over) accounted for 61.7 percent (58,348) of the household population in 2020, up from 60.6 percent (57,630) in 2015.

Figure 5. Voting-Age Population by Sex: Lopez, 2020

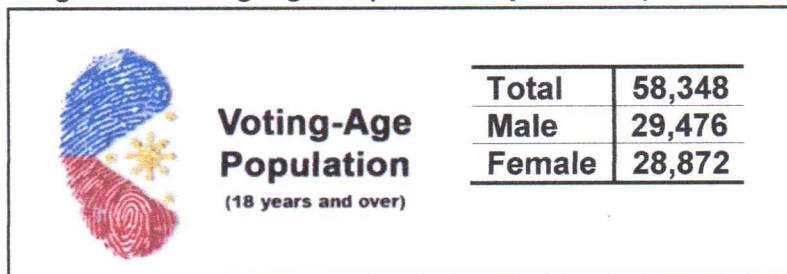
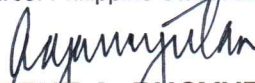



Table 3. Household Population by Age Group and Sex: Lopez, 2020 and 2015

Year and Age Group	Household Population						Sex Ratio	Median Age
	Sex			Percent(%)				
	Both Sexes	Male	Female	Both Sexes	Male	Female		
<b>2020</b>								
All Ages	94,577	48,318	46,259	100.0	51.1	48.9	104	24.5
Under 5 years	9,972	5,166	4,806	10.5	10.7	10.4	103	
5 - 9 years	10,181	5,287	4,894	10.8	10.9	10.6	103	
10 - 14 years	10,369	5,402	4,967	11.0	11.2	10.7	104	
15 - 19 years	9,373	4,814	4,559	9.9	10.0	9.9	101	
20 - 24 years	8,138	4,193	3,945	8.6	8.7	8.5	102	
25 - 29 years	6,951	3,572	3,379	7.3	7.4	7.3	101	
30 - 34 years	6,303	3,237	3,066	6.7	6.7	6.6	101	
35 - 39 years	5,706	2,937	2,769	6.0	6.1	6.0	102	
40 - 44 years	5,421	2,779	2,642	5.7	5.8	5.7	101	
45 - 49 years	4,932	2,592	2,340	5.2	5.4	5.1	106	
50 - 54 years	4,562	2,425	2,137	4.8	5.0	4.6	109	
55 - 59 years	3,911	2,031	1,880	4.1	4.2	4.1	103	
60 - 64 years	3,123	1,541	1,582	3.3	3.2	3.4	93	
65 - 69 years	2,219	1,049	1,170	2.3	2.2	2.5	86	
70 - 74 years	1,558	667	891	1.6	1.4	1.9	72	
75 - 79 years	945	354	591	1.0	0.7	1.3	57	
80 years and over	913	272	641	1.0	0.6	1.4	41	
<b>2015</b>								
All Ages	95,052	48,287	46,765	100.0	50.8	49.2	103	24.0
Under 5 years	10,102	5,203	4,899	10.6	10.8	10.5	103	
5 - 9 years	10,907	5,520	5,387	11.5	11.4	11.5	99	
10 - 14 years	10,152	5,295	4,857	10.7	11.0	10.4	106	
15 - 19 years	9,818	4,974	4,844	10.3	10.3	10.4	99	
20 - 24 years	8,159	4,175	3,984	8.6	8.6	8.5	101	
25 - 29 years	7,112	3,632	3,480	7.5	7.5	7.4	101	
30 - 34 years	6,469	3,287	3,182	6.8	6.8	6.8	100	
35 - 39 years	5,978	3,091	2,887	6.3	6.4	6.2	104	
40 - 44 years	5,495	2,892	2,603	5.8	6.0	5.6	108	
45 - 49 years	5,097	2,707	2,390	5.4	5.6	5.1	110	
50 - 54 years	4,461	2,334	2,127	4.7	4.8	4.5	106	
55 - 59 years	3,588	1,800	1,788	3.8	3.7	3.8	97	
60 - 64 years	2,705	1,334	1,371	2.8	2.8	2.9	94	
65 - 69 years	1,927	889	1,038	2.0	1.8	2.2	83	
70 - 74 years	1,331	542	789	1.4	1.1	1.7	67	
75 - 79 years	981	379	602	1.0	0.8	1.3	61	
80 years and over	770	233	537	0.8	0.5	1.1	42	

Source: Philippine Statistics Authority, 2020 Census of Population, 2015 Census of Population

  
**AIRENE A. PUCYUTAN**  
 Provincial Statistics Officer

  
 AAP/NDP/MGC/IJCA/DC