

SPECIAL RELEASE

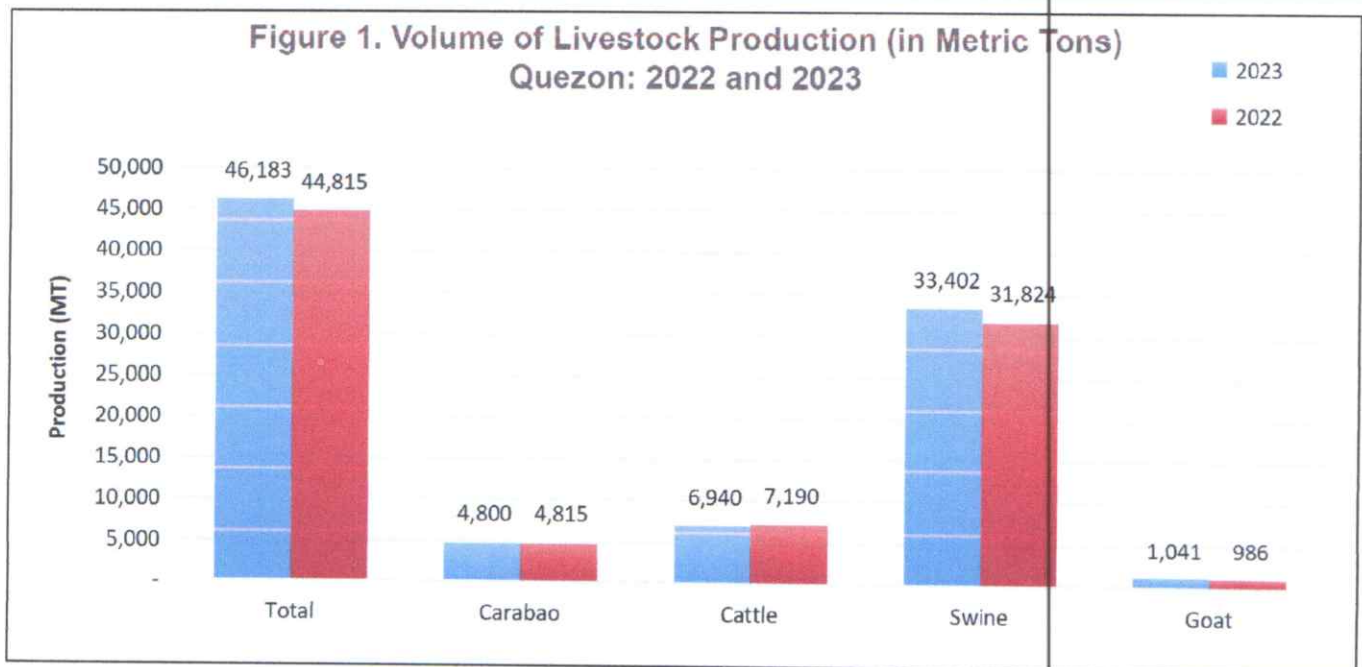
2023 LIVESTOCK AND POULTRY REPORT OF QUEZON

Date of Release: 20 May 2024

Reference No. 2024-059



LIVESTOCK PRODUCTION



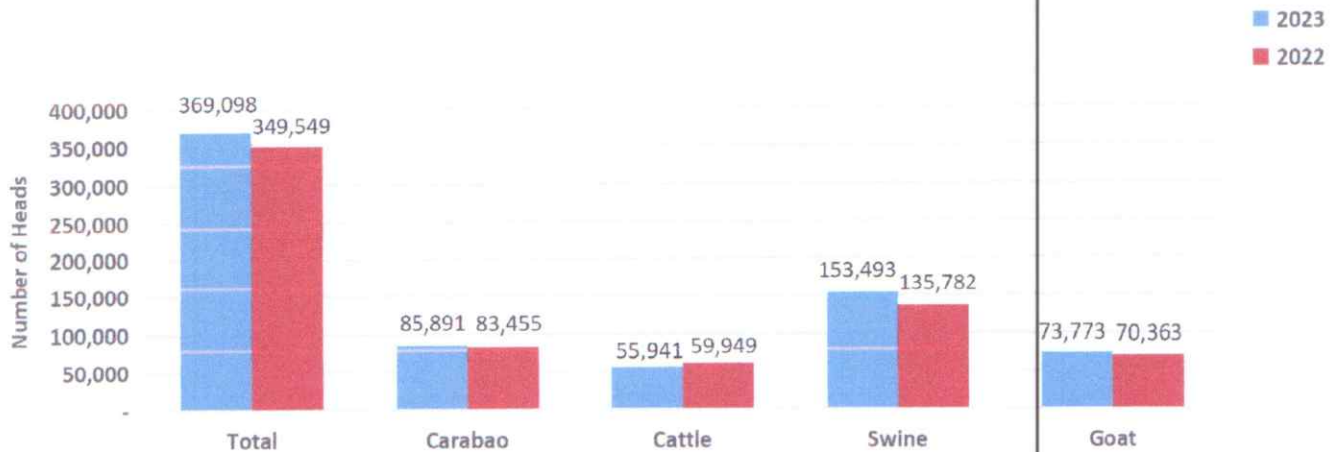
The total volume of livestock production in the province of Quezon in 2023 was posted at 46,183 metric tons. This was higher than the 44,815 metric tons reported a year ago, giving an increase of 3.1 percent.

Quezon swine production was posted at 33,402 metric tons, an increment of 5.0 percent from the 31,824 metric tons posted in 2022. In contrast, carabao and cattle decreased in production by 0.3 percent (4,800 from 4,815 metric tons) and 3.5 percent (6,940 from 7,190 metric tons), respectively. Meanwhile, goat production reported an increment of 5.6 percent in 2023.

Swine production comprised 72.3 percent of the total livestock production in the province in 2023.

INVENTORY

**Figure 2: Livestock Inventory (Number of Heads)
 Quezon: 2022 and 2023**

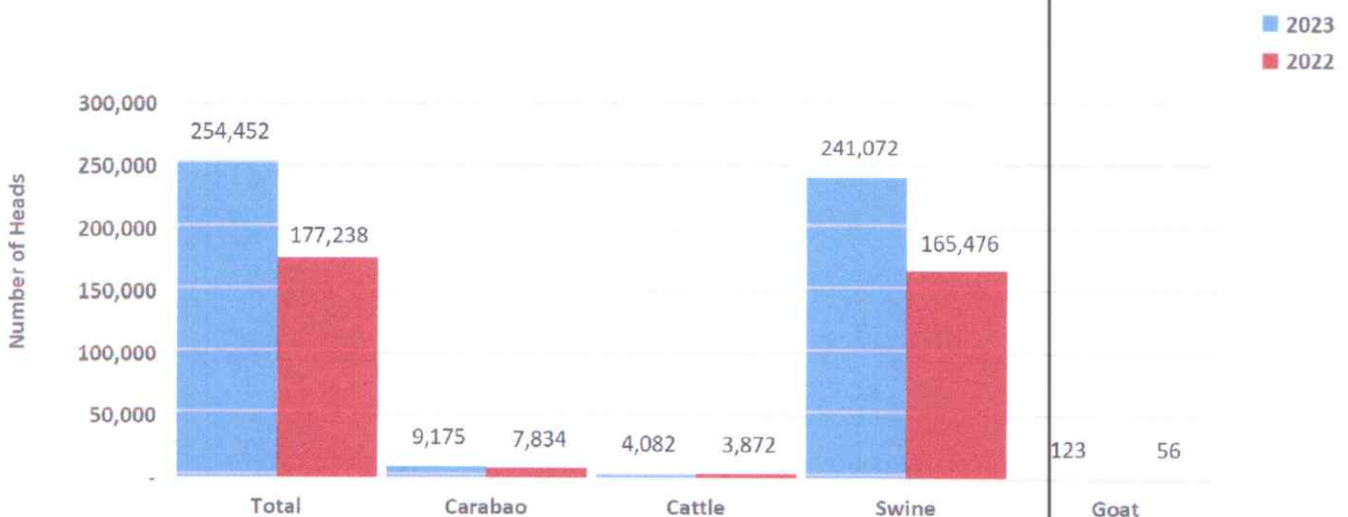


The total livestock inventory in Quezon was registered at 369,098 heads. This was 5.6 percent higher than the previous year inventory of 349,549 heads.

The number of carabao in Quezon province reached 85,891 heads in 2023 increasing by 2.9 percent from 2022. Similarly, the number of goats at 73,773 heads and swine at 153,493 heads increased by 4.8 percent and 13.0 percent, respectively. In contrast, the inventory of cattle (55,941 heads) declined by 6.7 percent.


SLAUGHTERED ANIMALS IN SLAUGHTERHOUSES

Figure 3. Slaughtered Animals in Slaughterhouses (Number of Heads)



The number of slaughtered livestock in slaughterhouses in the province in 2023 was posted at 254,452 heads, a significant increase of 43.6 percent from the 2022 figure of 177,238 heads. A huge increment of 45.7 percent or 75,596 heads was also noted in swine. Slaughtered goats, carabaos and cattle increased by 119.6 percent, 17.1 percent and 5.4 percent, respectively compared to previous year.

Handwritten signature



POULTRY PRODUCTION

Figure 4: Volume of Poultry Production (in Metric Tons)
 Quezon: 2022-2023

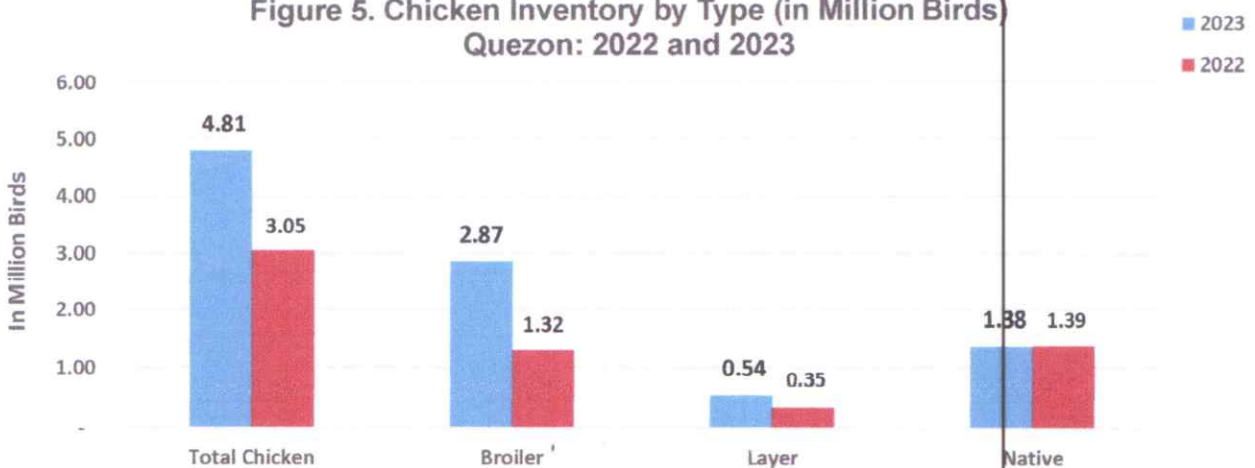


The total annual chicken production in 2023 reached 75,636 metric tons, increasing by 7.2 percent compared to 70,564 metric tons in 2022. In contrast, there was a 1.6 percent or 7 metric tons decrease in the total duck production during the reference period.

The total chicken eggs production in 2023 posted a decline of 799 metric tons or a decrease of 6.9 percent compared to previous year. Similarly, the production of duck eggs recorded a decrement of 207 metric tons or 13.3 percent compared to 2022.

CHICKEN INVENTORY

Figure 5. Chicken Inventory by Type (in Million Birds)
 Quezon: 2022 and 2023



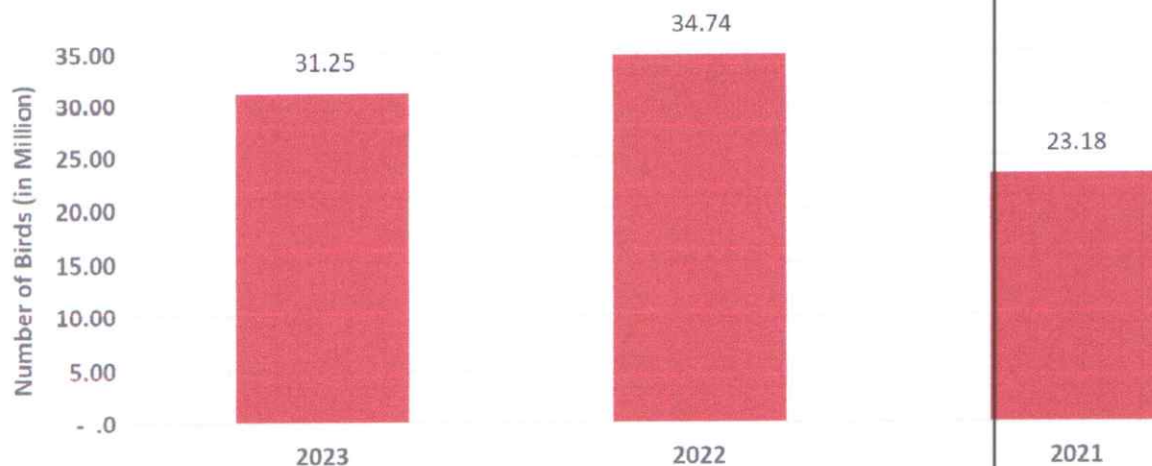
gaf

In 2023, the total inventory of chicken was 4.81 million birds which increased by 57.4 percent compared to the 3.05 million birds in 2022. Of the total chicken inventory, broiler chicken comprised 59.7 percent, native chicken 29.0 percent and layers, 11.3 percent.

Broilers and layers increased by 117.2 percent and 53.8 percent, respectively. Meanwhile, native chicken had an increment of one percent compared to the 2022 inventory.

NUMBER OF BIRDS DRESSED IN POULTRY DRESSING PLANTS, 2022-2023

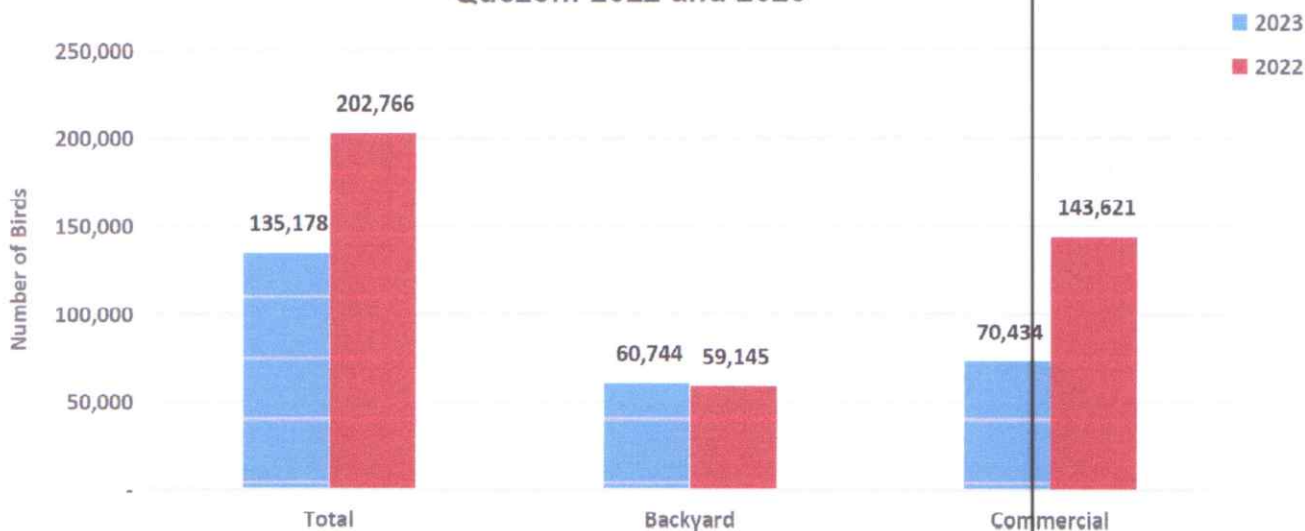
Figure 6. Volume of Chicken Dressed in Poultry Dressing Plants
 (in Million Birds) Quezon: 2021-2023



The volume of chicken dressed in poultry dressing plants in 2023 decreased by 10.0 percent from 34.74 million birds in 2022 to 31.25 million birds in 2023.

DUCK INVENTORY

Figure 7. Inventory of Ducks by Type
 Quezon: 2022 and 2023



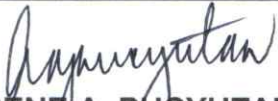
The total inventory of ducks in Quezon was recorded at 135,178 birds in 2023. It decreased by 33.3 percent or 67,588 birds from the previous year. The decrease was attributed to the decline of 51.0 percent or 73,187 birds in commercial duck farms. Meanwhile, inventory of ducks in backyard farms increased by 2.7 percent or 1,599 birds.

Table 1. Volume of Livestock Production, Inventory, and Slaughtered in Slaughterhouses by Animal Type, Quezon: 2022 and 2023

Type of Animal	Production (MT)			Inventory (Heads)			Slaughtered in Slaughterhouses (Heads)		
	2023	2022	% Change	2023	2022	% Change	2023	2022	% Change
Total Livestock	46,183	44,815	3.1	369,098	349,549	5.6	254,452	177,238	43.6
Carabao	4,800	4,815	-0.3	85,891	83,455	2.9	9,175	7,834	17.1
Cattle	6,940	7,190	-3.5	55,941	59,949	-6.7	4,082	3,872	5.4
Swine	33,402	31,824	5.0	153,493	135,782	13.0	241,072	165,476	45.7
Goat	1,041	986	5.6	73,773	70,363	4.8	123	56	119.6

Table 2. Volume of Poultry Production, Inventory, and Dressed in Poultry Dressing Plants by Poultry Products, Quezon: 2022 and 2023

Type of Poultry	Total Production (MT)			Total Inventory (Birds)			Dressed in Poultry Dressing Plants (Birds)		
	2023	2022	% Change	2023	2022	% Change	2023	2022	% Change
Total Chicken	75,636	70,564	7.2	4,807,356	3,054,683	57.4	31,254,276	34,740,294	-10.0
Broiler				2,867,958	1,320,132	117.2			
Layer				545,407	354,560	53.8			
Native				1,393,991	1,379,991	1.0			
Total Duck	448	455	-1.5	135,178	202,766	-33.3			
Backyard Duck				60,744	59,145	2.7			
Commercial Duck				74,434	143,621	-48.2			
Chicken Egg	10,862	11,661	-6.9						
Duck Egg	1,345	1,552	-13.3						


AIRENE A. PUCYUTAN
 Chief Statistical Specialist
 PSA Quezon


 AAP/NDP/WSO