

SPECIAL RELEASE

CALABARZON Birth, Marriage, and Death Statistics for 2024 (Provisional, as of 28 February 2025)

Date of Release: 14 May 2025
Reference No. 2025-0400-SR21



The data on the number of births, marriages, and deaths (vital events) presented in this regular monthly release were obtained from the vital events registered, either timely or belatedly, at the appropriate Office of the City/Municipal Civil Registrar throughout the country and subsequently submitted for encoding to the Office of the Civil Registrar General through the Provincial Statistical Offices (PSOs) of the Philippine Statistics Authority (PSA). The information presented includes births and marriages that occurred from January to November 2024, and deaths that occurred from January to October 2024 based on data files received by the PSA - Civil Registration Service (CRS) from the PSOs and has undergone initial processing as of 28 February 2025. Thus, the figures presented herein are still provisional and may differ from the final count. ⁽¹⁾ The vital events of Filipinos abroad are not yet included in this release, but Filipinos whose usual residence is abroad and foreign nationals with vital events occurring in the country during the reference period were included in this report.

NOTES:

⁽¹⁾ Figures are results of actual registrations without any adjustment of under-registration. Civil Registration is a continuous process. Hence, there is a need to establish certain cut-off period.




BIRTH STATISTICS

How many babies were born in a year?

From January to November 2024 (provisional as of 28 February 2025), the total number of registered live births in the Philippines reached 910,446. Of these, 472,407 (51.9%) were male and 438,039 (48.1%) were female.

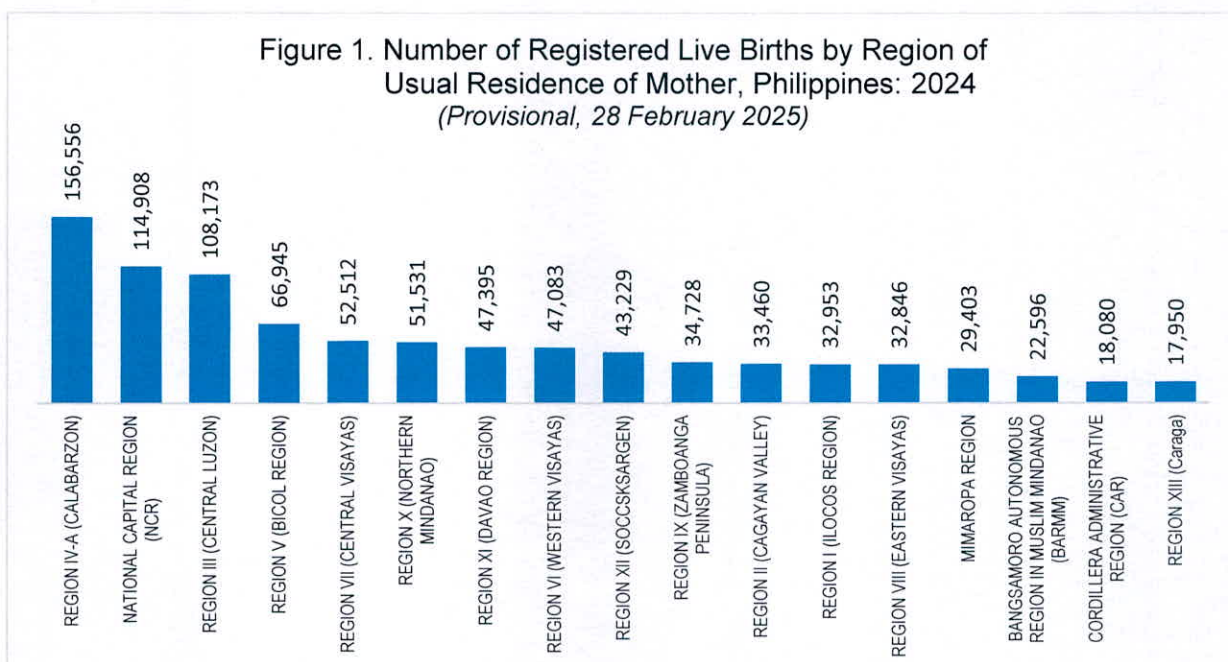
CALABARZON has the highest number of registered births among the 17 regions of the country. In CALABARZON, 156,556 babies were born from January to November 2024 (provisional as of 28 February 2025). On the average, 429 babies were born daily, which translates to 18 babies born per hour.



The highest number of registered births in the country is in CALABARZON

CALABARZON had the highest number of registered births, totaling 156,556, which accounts for about 17.2 percent of the overall figure from January to November 2024 (provisional as of 28 February 2025) followed by National Capital Region (NCR) with 114,908 (2.6 percent) registered births. Central Luzon ranked third with 108,173 (11.9 percent) registered births.

On the other hand, the CARAGA recorded the lowest registered births, with only 17,950 (2.0 percent).

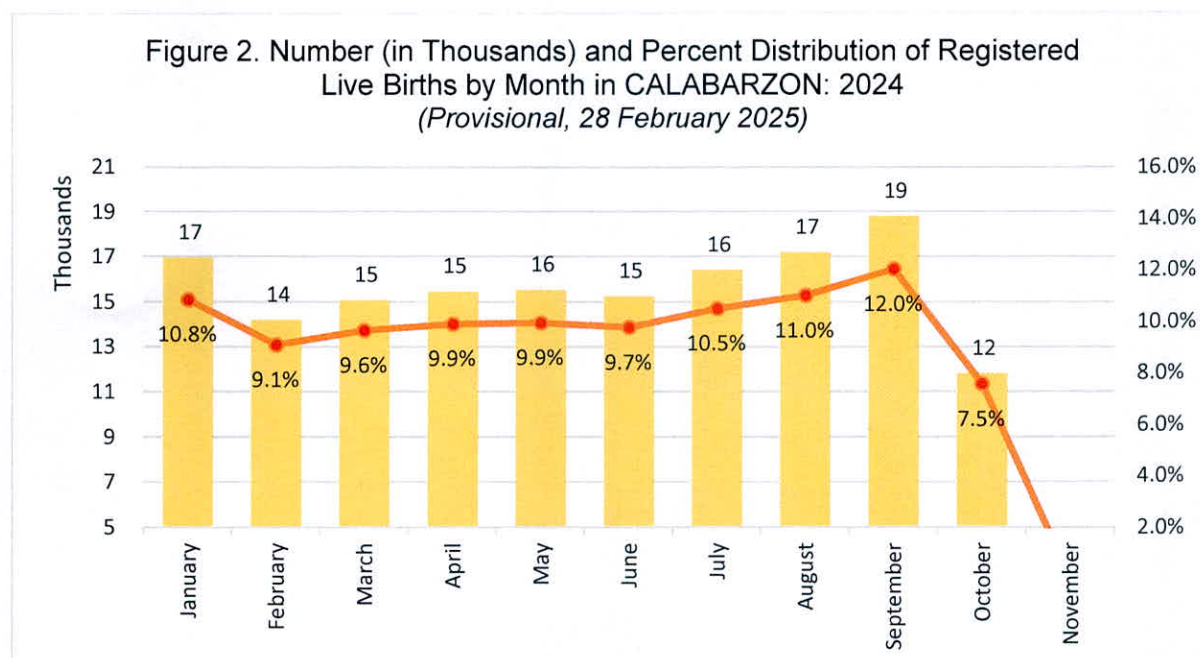


Source: Philippine Statistics Authority, Civil Registration Service, Vital Statistics Division



Most number of births registered in September

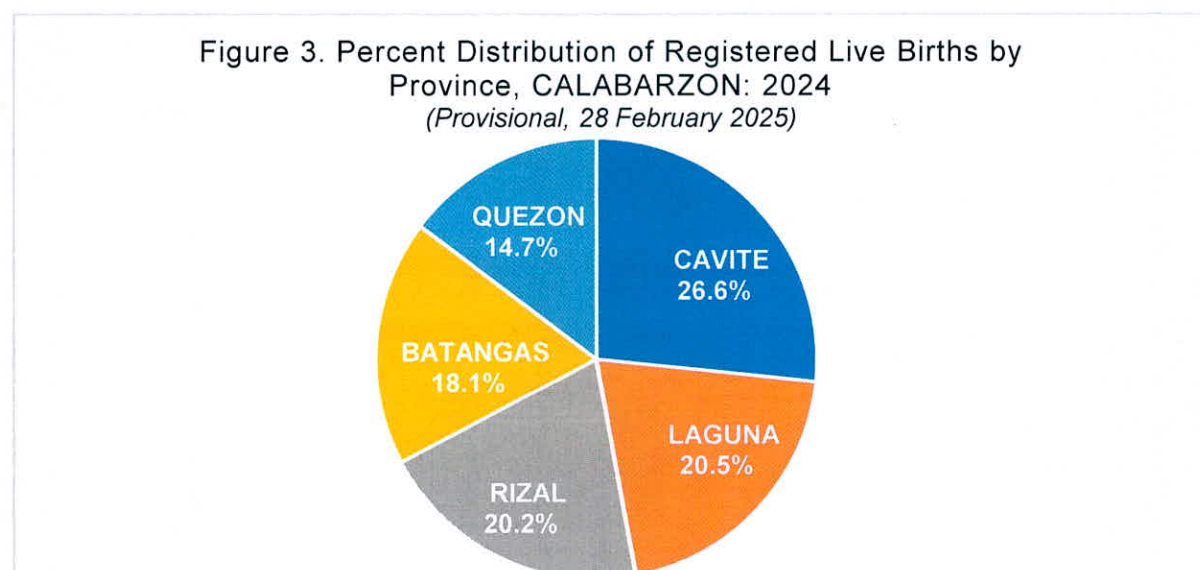
From January to November 2024 (provisional as of 28 February 2025), most registered births occurred in September with 18,796 births, accounting for 12.0 percent of the total in CALABARZON. This was followed by August with 17,180 births (11.0 percent) and January with 16,944 births (10.8 percent). In contrast, November recorded the fewest births, with only one registered birth.



Source: Philippine Statistics Authority, Civil Registration Service, Vital Statistics Division

The highest occurrence of births recorded in Cavite

Among the provinces in CALABARZON, Cavite recorded the highest number of births with 41,696, followed by Laguna (32,017), Rizal (31,555), Batangas (28,267), and Quezon (23,021).



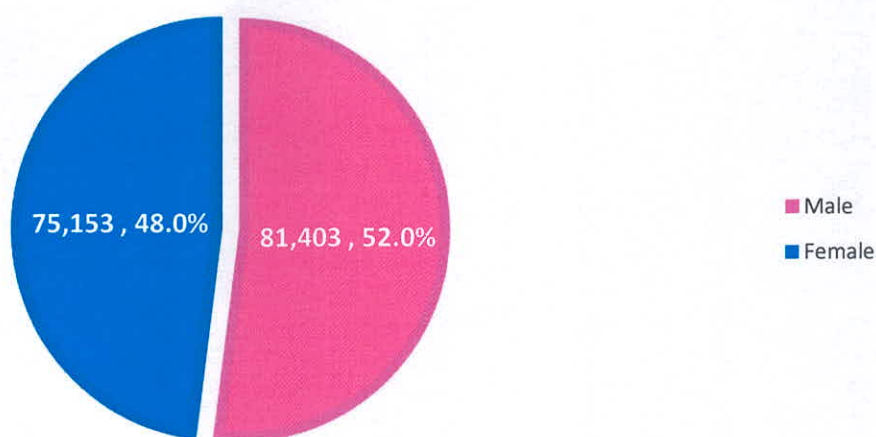
Source: Philippine Statistics Authority, Civil Registration Service, Vital Statistics Division



More males born than females

From the 156,556 registered live births in CALABARZON from January to November 2024 (provisional as of 28 February 2025), there were more males (81,403 or 52.0 percent share) born than females (75,153 or 48.0 percent) in CALABARZON, resulting in a sex ratio at birth of 108 males per 100 females.

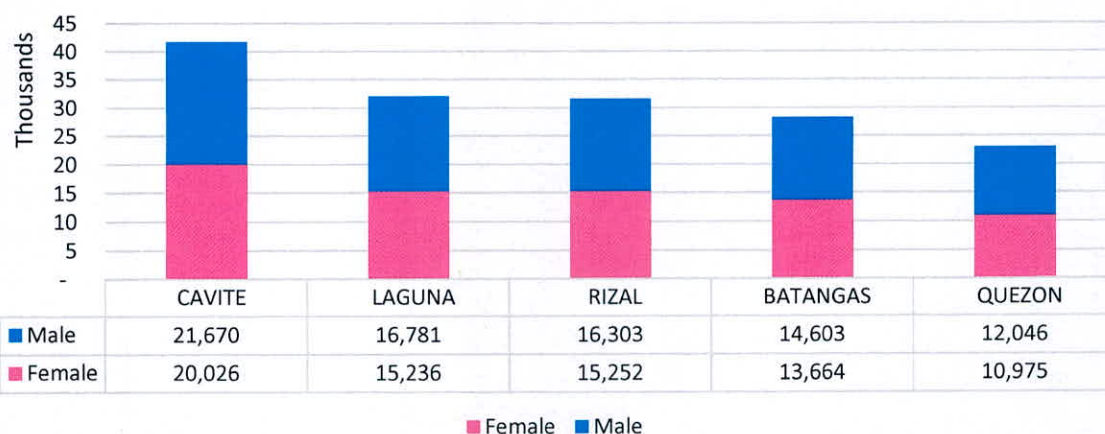
Figure 4. Percent Distribution of Registered Live Births by Sex in CALABARZON: 2024
(Provisional, 28 February 2025)



Source: Philippine Statistics Authority, Civil Registration Service, Vital Statistics Division

Among the provinces, Cavite registered the highest number of births for both males and females with a total of 21,670 and 20,026 respectively while Quezon has the lowest number of births with a total of 12,046 for males and 10,975 for females.

Figure 5. Number (in Thousands) of Registered Birth by Sex in CALABARZON: 2024
(Provisional, 28 February 2025)



Source: Philippine Statistics Authority, Civil Registration Service, Vital Statistics Division



MARRIAGE STATISTICS

How many marriages were held from January to November 2024?

There were 255,096 registered marriages in the Philippines from January to November 2024 (provisional as of 28 February 2025) which is equivalent to about 717 marriages per day or 30 marriages per hour.

In CALABARZON, 40,119 registered marriages were recorded representing about 15.7 percent of the national total.

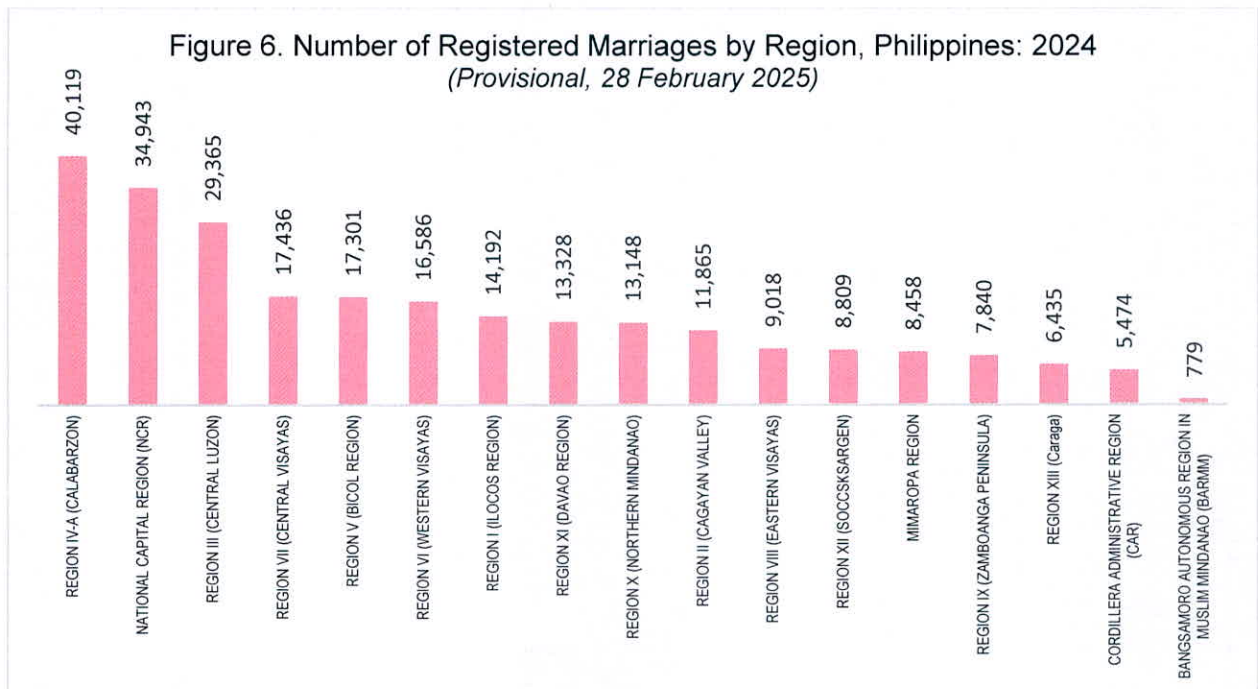
On average, there were about 110 registered marriages daily. This is equivalent to about 5 registered marriages per hour.



CALABARZON had the highest number of registered marriages in the country

Among the regions, CALABARZON recorded the highest number of registered marriages at 40,119, for the period of January to November 2024 (provisional as of 28 February 2025). National Capital Region came in second with 34,943 followed by Central Luzon with 29,365 registered marriages.

However, BARMM had the lowest number of recorded marriages with only 779.



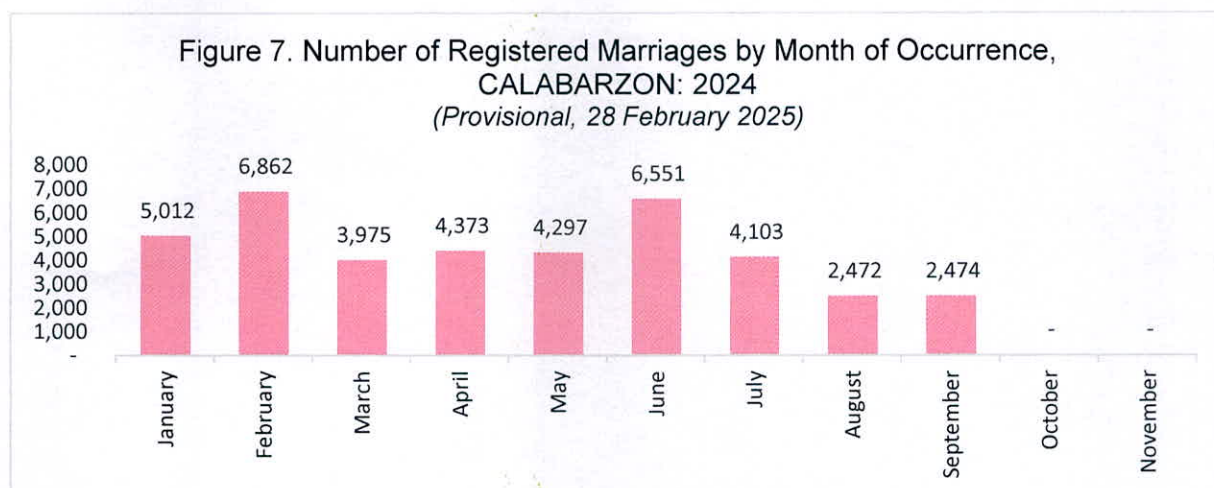
Source: Philippine Statistics Authority, Civil Registration Service, Vital Statistics Division



Most couples in CALABARZON marry in February

The month with the highest number of registered marriages in CALABARZON from January to November 2024 (provisional as of 28 February 2025) is February at 6,862, followed by June at 6,551 and January at 5,012.

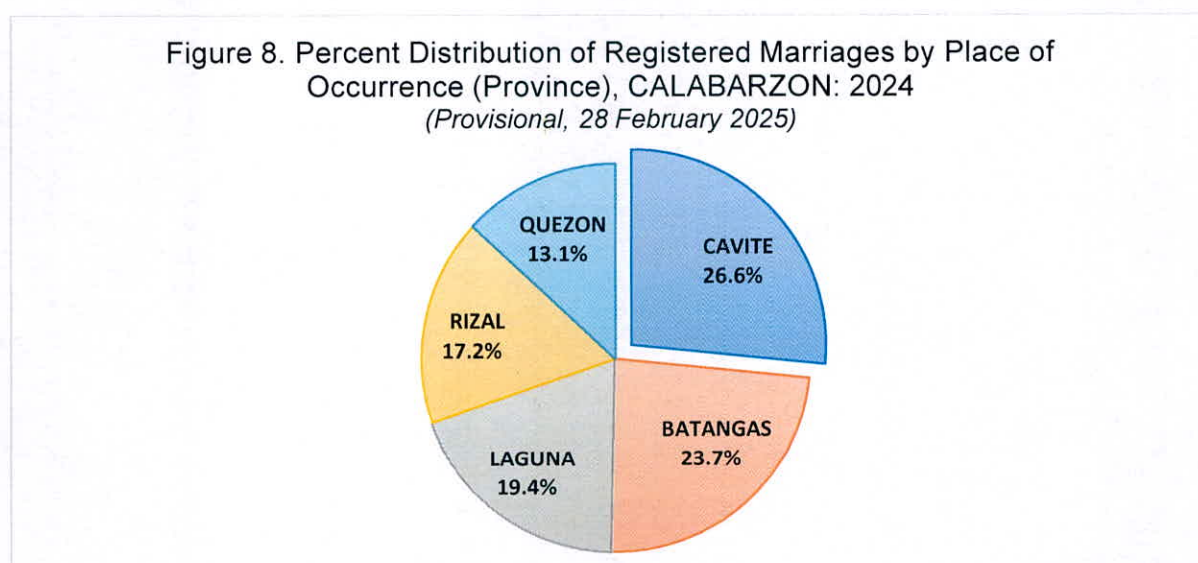
On the contrary, the month of August had the least number of registered marriages with only 2,472 registered marriages.



Source: Philippine Statistics Authority, Civil Registration Service, Vital Statistics Division

Cavite registered the highest number of marriages among the provinces in CALABARZON from January to November 2024

Among the provinces in CALABARZON, Cavite had the highest number of registered marriages from January to November 2024 (provisional as of 28 February 2025) which accounted for 26.6 percent of the total. This was followed by Batangas with 23.7 percent, Laguna (19.4 percent), Rizal (17.2 percent), and Quezon (13.1 percent).



Source: Philippine Statistics Authority, Civil Registration Service, Vital Statistics Division

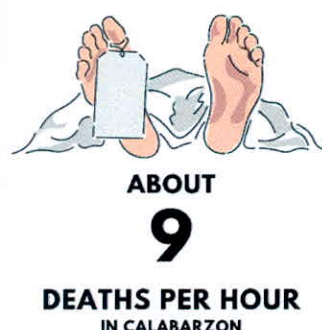


DEATH STATISTICS

How many deaths were registered from January to October 2024?

In the Philippines, the preliminary number as of 28 February 2025 of registered deaths had a total of 443,528 from January to October 2024. Of these, 249,755 (56.3 percent) were male and 193,773 (43.7 percent) were female.

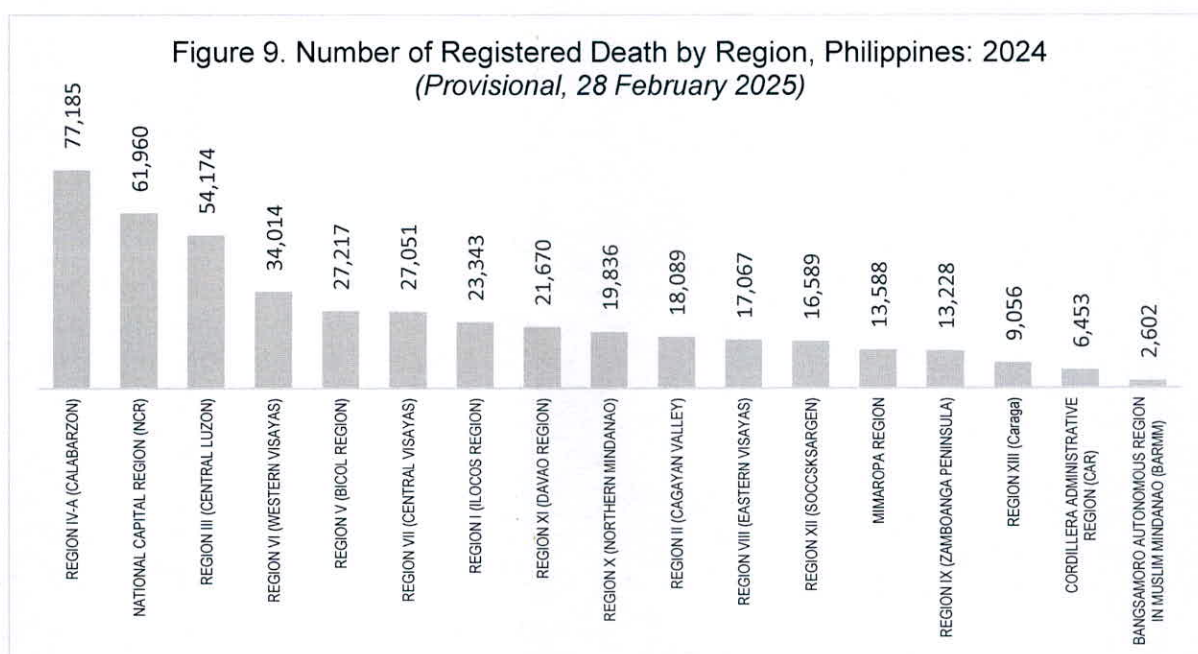
In CALABARZON, it reached 77,185. On average, there were about 211 registered deaths daily. This is equivalent to about 9 registered deaths per hour.



The highest number of deaths in the country recorded in CALABARZON

CALABARZON had the highest number of registered deaths from January to October 2024 (provisional as of 28 February 2025) totaling 77,185, which represents about 17.4 percent of all deaths. National Capital Region followed with 61,960 deaths, while Central Luzon ranked third with 54,174.

In contrast, BARMM reported the lowest registered deaths, with 2,602.

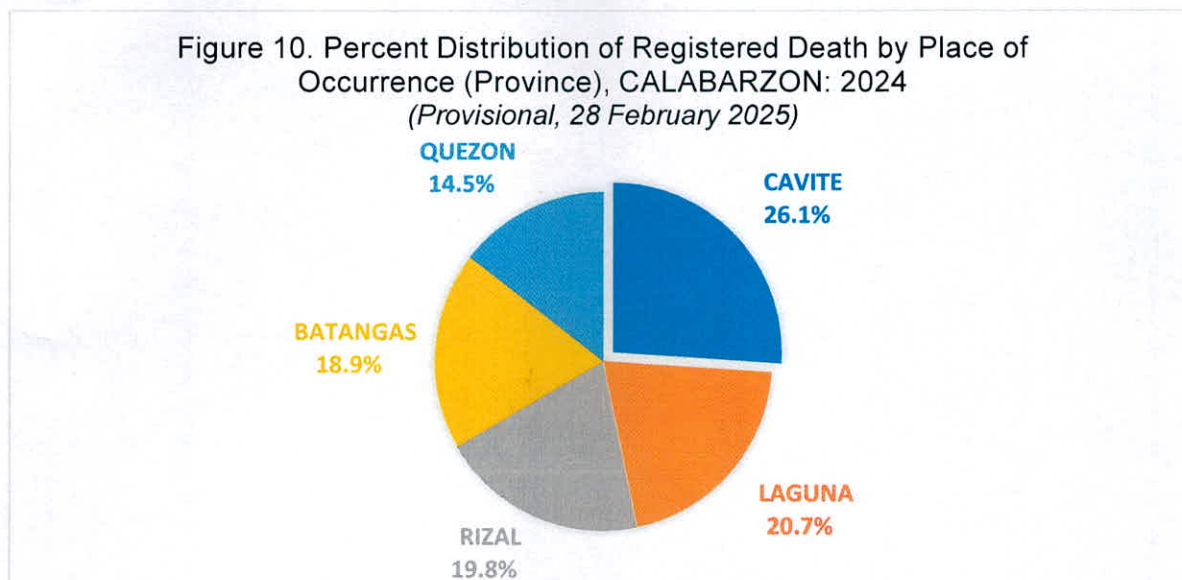


Source: Philippine Statistics Authority, Civil Registration Service, Vital Statistics Division



The highest number of deaths occurred in Cavite

Meanwhile, the majority of total registered deaths from January to October 2024 (provisional as of 28 February 2025) occurred in the province of Cavite, which accounted for 26.1 percent. This was followed by Laguna (20.7 percent), Rizal (19.8 percent), Batangas (18.9 percent), and Quezon (14.5 percent).

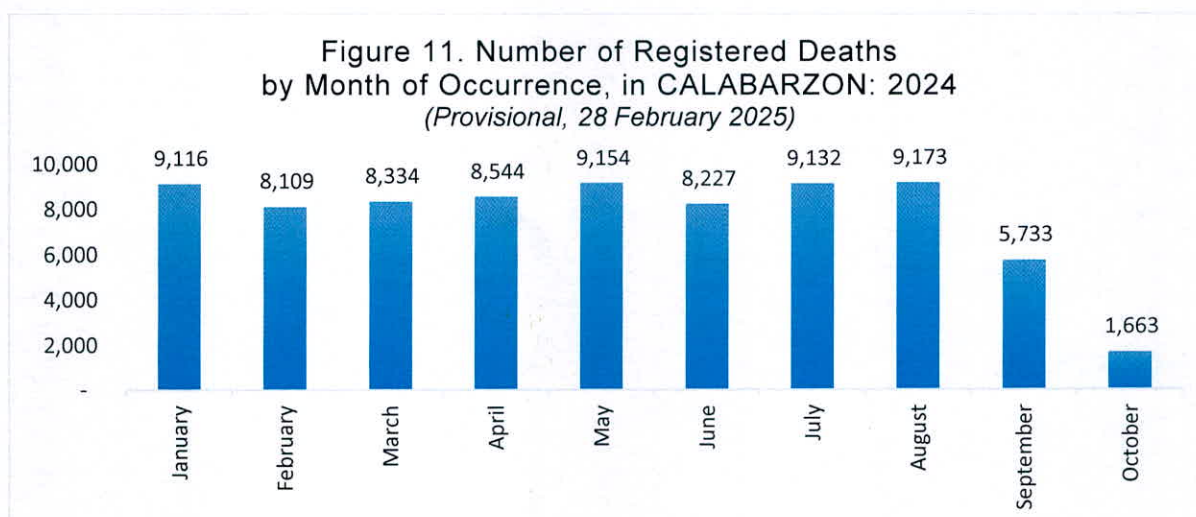


Source: Philippine Statistics Authority, Civil Registration Service, Vital Statistics Division

August recorded the highest number of registered deaths

For the period of January to October 2024, preliminary results as of 28 February 2025 shows that CALABARZON recorded the highest number of registered deaths during the month of August with 9,173. The second highest number of registered deaths was in May with 9,154 while the third highest was recorded in July with 9,132.

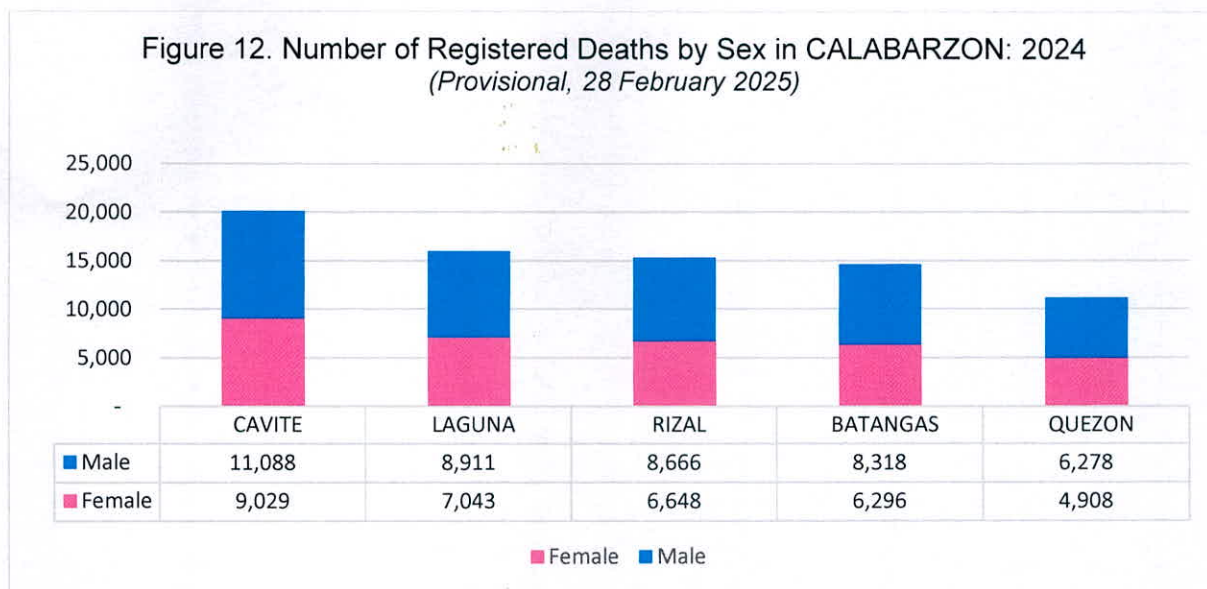
On the other hand, the month of October had the least number of registered deaths with only 1,663 registered deaths.




Source: Philippine Statistics Authority, Civil Registration Service, Vital Statistics Division

More male deaths than female deaths

In CALABARZON, there was a higher number of male deaths than female deaths in all five provinces from January to October 2024 (provisional as of 28 February 2025). Among the provinces, Cavite registered the highest number of deaths for both males and females with a total of 11,088 and 9,029 respectively. This is followed by Laguna (8,911 male deaths and 7,043 female deaths), Rizal (8,666 male deaths and 6,648 female deaths), Batangas (8,318 male deaths and 6,296 female deaths) and Quezon (6,278 male deaths and 4,908 female deaths).



Source: Philippine Statistics Authority, Civil Registration Service, Vital Statistics Division



CALABARZON recorded 77,185 deaths, with male deaths totaling 43,261 (56.0 percent) compared to 33,924 female deaths (44.0 percent). This resulted in a sex ratio of 128 males for every 100 females.


CHARITO C. ARMONIA
Regional Director

WAV/MCB/PMZ

