

SPECIAL RELEASE

Age and Sex Distribution in San Francisco (Aurora) (2020 Census of Population and Housing)

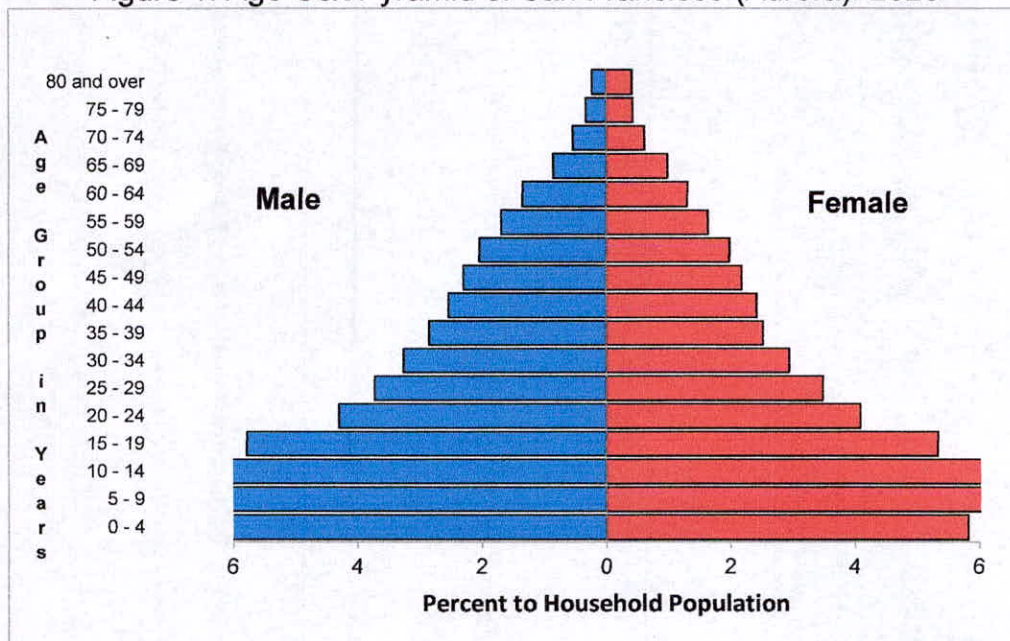
Date of Release: 09 September 2024
Reference No. 2024-143

As of May 1, 2020, the household population of San Francisco (Aurora) was recorded at 62,017 individuals, based on the result of the 2020 Census of Population and Housing (2020 CPH).

Of the total household population in 2020, 31,832 (51.3%) were males while 30,185 (48.7%) were females. By age group, 23,518 persons (37.9%) were under 15 years of age (young dependents), while persons aged 15 to 64 years (working age or economically active population) totaled 35,785 (57.7%). Those in the age group 65 years and over (old dependents) comprised the remaining 2,714 persons (4.4%).

In 2015, persons aged 0 to 14 years, 15 to 64 years, and 65 years and above accounted for 39.3 percent, 57.0 percent, and 3.7 percent, respectively, of the total household population.

Figure 1. Age-Sex Pyramid of San Francisco (Aurora): 2020



Source: Philippine Statistics Authority, 2020 Census of Population


Moreover, there were more males (93.6%) than females (92.3%) among the 0 to 59 age group. Meanwhile, for older age group (60 years and over) females (7.7%) outnumbered the males (6.4%). The same trend was also observed in 2015.

Sex ratio stands at 105 males per 100 females

The sex ratio in San Francisco (Aurora) was computed at 105 in 2020. This implies that there were 105 males for every 100 females. In 2015, the sex ratio was higher with 106 males for every 100 females.

In 2020, children aged below 15 years and those aged 15 - 64 years old both had a sex ratio of 107 males for every 100 females. On the other hand, those aged 65 years and over had a sex ratio of 79 males for every 100 females. This implies a higher mortality rate among males than females or a longer life expectancy among females than males in the older age groups.

Figure 2. Sex Ratio by Selected Age Group: San Francisco (Aurora), 2020



Median age increases to 20.6 years

The median age in San Francisco (Aurora) was computed at 20.6 years, which means that half of the household population were younger than 20.6 years, while the other half were older than 20.6 years. The median age of 19.8 posted in 2015 was lower compared to 2020.

Dependency ratio declines at 73 dependents per 100 persons in the working age-group

The dependency ratio in San Francisco (Aurora) was computed at 73, which indicates that for every 100 working-age population, there were about 73 dependents (66 young dependents and 8 old dependents). This is lower than the dependency ratio in 2015 at 75 dependents (69 young dependents and 7 old dependents).

**Table 1. Age Dependency Ratio of the Household Population by Sex:
San Francisco (Aurora), 2020 and 2015**

Age-Dependency Ratio	2020			2015		
	Both Sexes	Male	Female	Both Sexes	Male	Female
Overall	73	72	74	75	75	76
Young	66	66	66	69	69	69
Old	8	7	9	7	6	7

*Details may not add up to total due to rounding.

There are more males than females among children under five years old

Children below five years old comprised 12.0 percent (7,426) of the household population. The sex ratio was computed at 106 males for every 100 females.

**Table 2. Household Population, Percentage to All Ages and Sex Ratio:
San Francisco (Aurora), 2020 and 2015**

Age Group and Year	Number			Percent to All Ages (%)			Sex Ratio
	Both Sexes	Male	Female	Both Sexes	Male	Female	
2020							
All ages	62,017	31,832	30,185				105
0 - 4	7,426	3,817	3,609	12.0	12.0	12.0	106
0 - 14	23,518	12,147	11,371	37.9	38.2	37.7	107
5 - 24	28,189	14,580	13,609	45.5	45.8	45.1	107
15 - 49	29,590	15,341	14,249	47.7	48.2	47.2	108
15 - 64	35,785	18,483	17,302	57.7	58.1	57.3	107
18 years and over	34,081	17,416	16,665	55.0	54.7	55.2	105
0 - 59	57,661	29,797	27,864	93.0	93.6	92.3	107
60 years and over	4,356	2,035	2,321	7.0	6.4	7.7	88
65 years and over	2,714	1,202	1,512	4.4	3.8	5.0	79
2015							
All ages	61,406	31,628	29,778				106
0 - 4	7,543	3,946	3,597	12.3	12.5	12.1	110
0 - 14	24,109	12,479	11,630	39.3	39.5	39.1	107
5 - 24	28,676	14,901	13,775	46.7	47.1	46.3	108
15 - 49	29,359	15,248	14,111	47.8	48.2	47.4	108
15 - 64	35,010	18,111	16,899	57.0	57.3	56.7	107
18 years and over	32,914	16,794	16,120	53.6	53.1	54.1	104
0 - 59	57,672	29,871	27,801	93.9	94.4	93.4	107
60 years and over	3,734	1,757	1,977	6.1	5.6	6.6	89
65 years and over	2,287	1,038	1,249	3.7	3.3	4.2	83

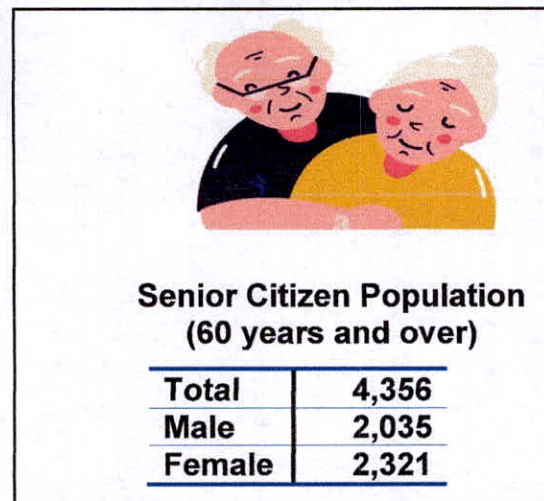
About two in every five household population are of school age

The school-age population (5 to 24 years old) accounted for 28,189 persons (45.5%) of the 62,017-household population in San Francisco (Aurora). This total is lower compared to the 28,676 (46.7%) school-age population that was reported in 2015.

Senior citizens constitute 7.0 percent of the household population

People aged 60 years old and over are regarded as senior citizens in the Philippines. They made up 7.0 percent (4,356) of the household population in 2020. There were more females (2,321 or 53.3%) than males (2,035 or 46.7%) among the senior citizens. The same trend was observed in 2015 where females (1,977 or 52.9%) outnumbered their male counterpart (1,757 or 47.1%).

Figure 3. Senior Citizen Population by Sex: San Francisco (Aurora), 2020



Less than half of the female population are of reproductive age

Women of reproductive age (15 - 49 years old) totaled 14,249 or 47.2 percent of the 30,185 female household population in 2020. In 2015, there were 14,111 females of reproductive age, comprising 47.4 percent of the female household population during the year.

Figure 4. Percent Distribution of Female Population of Reproductive Age: San Francisco (Aurora), 2020 and 2015



About 55.0 percent of the household population are of voting age

The voting-age population (18 years old and over) totaled 34,081 (55.0%), up from 32,914 (53.6%) in 2015.

Figure 5. Voting-Age Population by Sex: San Francisco (Aurora), 2020

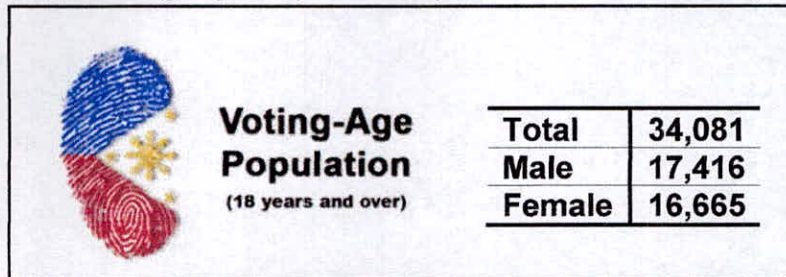


Table 3. Household Population by Age Group and Sex: San Francisco (Aurora), 2020 and 2015

Year and Age Group	Household Population						Sex Ratio	Median Age
	Sex			Percent (%)				
	Both Sexes	Male	Female	Both Sexes	Male	Female		
2020								
All Ages	62,017	31,832	30,185	100.0	51.3	48.7	105	20.6
Under 5 years	7,426	3,817	3,609	12.0	12.0	12.0	100	
5 - 9 years	7,922	4,136	3,786	12.8	13.0	12.5	104	
10 - 14 years	8,170	4,194	3,976	13.2	13.2	13.2	100	
15 - 19 years	6,894	3,583	3,311	11.1	11.3	11.0	103	
20 - 24 years	5,203	2,667	2,536	8.4	8.4	8.4	100	
25 - 29 years	4,469	2,306	2,163	7.2	7.2	7.2	101	
30 - 34 years	3,848	2,023	1,825	6.2	6.4	6.0	105	
35 - 39 years	3,328	1,767	1,561	5.4	5.6	5.2	107	
40 - 44 years	3,072	1,573	1,499	5.0	4.9	5.0	100	
45 - 49 years	2,776	1,422	1,354	4.5	4.5	4.5	100	
50 - 54 years	2,493	1,265	1,228	4.0	4.0	4.1	98	
55 - 59 years	2,060	1,044	1,016	3.3	3.3	3.4	97	
60 - 64 years	1,642	833	809	2.6	2.6	2.7	98	
65 - 69 years	1,139	530	609	1.8	1.7	2.0	83	
70 - 74 years	713	333	380	1.1	1.0	1.3	83	
75 - 79 years	467	201	266	0.8	0.6	0.9	72	
80 years and over	395	138	257	0.6	0.4	0.9	51	
2015								
All Ages	61,406	31,628	29,778	100.0	51.5	48.5	106	19.8
Under 5 years	7,543	3,946	3,597	12.3	12.5	12.1	110	
5 - 9 years	8,289	4,274	4,015	13.5	13.5	13.5	106	
10 - 14 years	8,277	4,259	4,018	13.5	13.5	13.5	106	
15 - 19 years	6,814	3,603	3,211	11.1	11.4	10.8	112	
20 - 24 years	5,296	2,765	2,531	8.6	8.7	8.5	109	
25 - 29 years	4,192	2,133	2,059	6.8	6.7	6.9	104	
30 - 34 years	3,637	1,889	1,748	5.9	6.0	5.9	108	
35 - 39 years	3,420	1,793	1,627	5.6	5.7	5.5	110	
40 - 44 years	3,141	1,601	1,540	5.1	5.1	5.2	104	
45 - 49 years	2,859	1,464	1,395	4.7	4.6	4.7	105	
50 - 54 years	2,290	1,141	1,149	3.7	3.6	3.9	99	
55 - 59 years	1,914	1,003	911	3.1	3.2	3.1	110	
60 - 64 years	1,447	719	728	2.4	2.3	2.4	99	
65 - 69 years	924	446	478	1.5	1.4	1.6	93	
70 - 74 years	667	298	369	1.1	0.9	1.2	81	
75 - 79 years	418	195	223	0.7	0.6	0.7	87	
80 years and over	278	99	179	0.5	0.3	0.6	55	

Source: Philippine Statistics Authority, 2020 Census of Population, 2015 Census of Population

Airene A. Pucyutan
AIRENE A. PUCYUTAN
 Provincial Statistics Officer

JDS
 AAP/NDP/MGC/IJCA/DJS