

SPECIAL RELEASE

DVSS FEBRUARY 2025 (BIRTH, MARRIAGE, AND DEATH STATISTICS)

Date of Release: 30 April 2025

Reference No. 2025-004

This report summarizes the administrative data gathered from the documents submitted last February 2025 by the thirteen (13) Municipal Civil Registry Offices and one (1) City Civil Registry Office in the Province of Rizal.

The province generated the following statistics: three thousand one hundred forty eight (3,148) for birth, seven hundred seventy eight (778) for marriage, and one thousand two hundred forty seven (1,247) for death.

Table A. Number of Registered Birth Documents by City/Municipality

Rizal: February 2025

| CITY/ MUNICIPALITY | TIMELY AND LATE REGISTERED DOCUMENTS | | |
|-----------------------|-----------------------------------------|------------|--------------|
| | BIRTH | MARRIAGE | DEATH |
| Angono | 162 | 31 | 63 |
| Antipolo | 999 | 256 | 353 |
| Baras | 36 | 39 | 17 |
| Binangonan | 277 | 33 | 187 |
| Cainta | 151 | 46 | 115 |
| Cardona | 29 | 9 | 17 |
| Jalajala | 12 | 4 | 17 |
| Morong | 211 | 19 | 81 |
| Pililla | 30 | 26 | 21 |
| Rodriguez | 484 | 75 | 129 |
| San Mateo | 177 | 84 | 69 |
| Tanay | 100 | 71 | 46 |
| Taytay | 396 | 64 | 120 |
| Teresa | 84 | 21 | 12 |
| TOTAL | 3,148 | 778 | 1,247 |

Civil registration is a continuous, permanent, and compulsory recording of vital events occurring in the life of an individual such as birth, marriage, and death as well as court decrees, and legal instruments affecting his civil status in appropriate registers as mandated by Act No. 3753, the Civil Registry Law.

In this February 2025 issue, the Philippine Statistics Authority of Rizal presents the number of births, marriages, and deaths registered by the city and municipalities in the

province are preliminary results from the Decentralized Vital Statistics System 2011 based on the documents submitted (Timely and Late Registered) by the Local Civil Registry Offices in Rizal.

BIRTH STATISTICS

Table B.
Registered Live Births by
City/Municipality and
by Sex, Rizal: February 2025

Live Birth is a complete expulsion or extraction from its mother of a product of conception, irrespective of the duration of the pregnancy, which after such separation, breathes or shows any other evidence of life, such as beating of the heart, pulsation of the umbilical cord, or definite movement of voluntary muscles, whether or not the umbilical cord has been cut or the placenta is attached-each product of such a birth is considered live born.

The Province of Rizal recorded 3,148 registered live births for the month of February 2025. This represents 21.52 percent decrease based on the 4,011 registered live births from the previous month, i.e., January 2025.

The City of Antipolo had the highest contribution of live births in the province of Rizal as of February 2025 with 999 registrations, followed by Rodriguez with 484 registrations, and Taytay with 396 registrations, while the Municipality of Jalajala had the least contribution, with only 12-recorded live births.

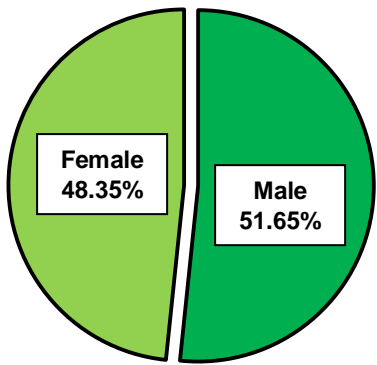
There were around 112 newborn babies daily in the province for the month of February 2025.

| City/ Municipality | Male | Female | Total |
|-----------------------|--------------|--------------|--------------|
| Angono | 87 | 75 | 162 |
| Antipolo | 498 | 501 | 999 |
| Baras | 14 | 22 | 36 |
| Binangonan | 141 | 136 | 277 |
| Cainta | 73 | 78 | 151 |
| Cardona | 16 | 13 | 29 |
| Jalajala | 6 | 6 | 12 |
| Morong | 118 | 93 | 211 |
| Pililla | 16 | 14 | 30 |
| Rodriguez | 255 | 229 | 484 |
| San Mateo | 88 | 89 | 177 |
| Tanay | 51 | 49 | 100 |
| Taytay | 217 | 179 | 396 |
| Teresa | 46 | 38 | 84 |
| TOTAL | 1,626 | 1,522 | 3,148 |



Figure I. Registered Live Births by Sex in the Province of Rizal as of February 2025

As seen in Figure 1, 51.65 percent of the newborn babies were male, and 48.35 percent were females. This means that there were slightly more male born babies than female born babies, with 6.61 percent difference for the month of February 2025 in the Province of Rizal.



MARRIAGE STATISTICS

Table C. Registered Marriages by City/Municipality Rizal: February 2025

Marriage is a special contract of permanent union between a man and a woman entered in accordance with law for the establishment of conjugal and family life.

As Table C shows, there were 778 registered marriages for the month of February 2025 in the Province of Rizal, this is lower compared from the 971 registered marriages during the previous month. This implies that there was a 19.88 percent decrease in the number of registered marriages in the Province of Rizal from January 2025 to February 2025.

| City/Municipality | Number of Marriages |
|-------------------|---------------------|
| Angono | 31 |
| Antipolo | 256 |
| Baras | 39 |
| Binangonan | 33 |
| Cainta | 46 |
| Cardona | 9 |
| Jalajala | 4 |
| Morong | 19 |
| Pililla | 26 |
| Rodriguez | 75 |
| San Mateo | 84 |
| Tanay | 71 |
| Taytay | 64 |
| Teresa | 21 |
| TOTAL | 778 |

The city/municipality that accounted for the highest number of registered marriages was the City of Antipolo with 256 registered marriages, followed by San Mateo with 84 documents, and Rodriguez with 75 registered marriages.



In Rizal, there were 18 Filipinas married to foreign nationals (i.e., eight (8) Americans, one (1) Australian, one (1) Chinese, two (2) Japanese, one (1) Spanish and five (5) other nationalities.



DEATH STATISTICS

Death refers to the permanent disappearance of all evidence of life at any time after live birth has taken place (post-natal cessation of vital function without capability of resuscitation).

The Province of Rizal recorded one thousand two hundred forty-seven (1,247) for the month of February 2025.

Table D. Registered Deaths of Residents by City/Municipality, Rizal: February 2025

| City/ Municipalities | Male | Female | Total |
|-------------------------|------------|------------|--------------|
| Angono | 28 | 27 | 55 |
| Antipolo | 166 | 123 | 289 |
| Baras | 18 | 11 | 29 |
| Binangonan | 104 | 66 | 170 |
| Cainta | 67 | 46 | 113 |
| Cardona | 8 | 13 | 21 |
| Jalajala | 8 | 9 | 17 |
| Morong | 17 | 21 | 38 |
| Pililla | 24 | 11 | 35 |
| Rodriguez | 67 | 54 | 121 |
| San Mateo | 38 | 30 | 68 |
| Tanay | 34 | 31 | 65 |
| Taytay | 61 | 60 | 121 |
| Teresa | 13 | 12 | 25 |
| TOTAL | 653 | 514 | 1,167 |

Table D shows that for the month of February 2025, there were 1,167 registered deaths that were residents of the province and 80 were nonresident citizens with a total of 1,247 registration of deaths, compared to the 1,535 total recorded deaths of the previous month (i.e., January 2025). This suggests a decrease of 23.98 percent in the number of registration of deaths in

the Province of Rizal from January 2025 to February 2025.



The City of Antipolo accounted for the highest number of recorded deaths of residents in the Province of Rizal for the month of February 2025 with 289 registered deaths, which with a huge gap is followed by Binangonan with 170 registered deaths, Taytay and Rodriguez both with 121 registered deaths for the month of February 2025.

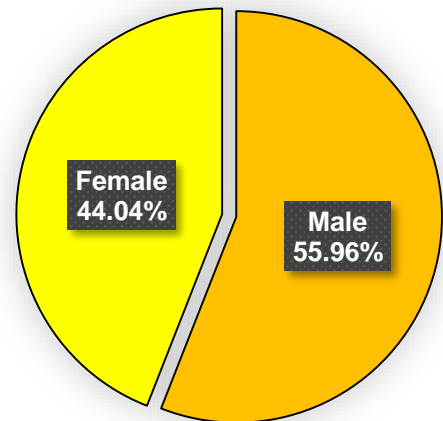


G/F Budgetlane Shopping Center Circumferential Road,
Brgy. San Jose, Antipolo City, Rizal, Philippines 1870
Telephone: 8696-6366
rso04a.psa.gov.ph/rizal

There were 14 fetal death records in the Province of Rizal for the month of February 2025, lower compared to 28 fetal death records of January 2025.

Figure II. Registered Deaths of Residents by Sex and by City/Municipality Rizal: February 2025

For the month of February 2025, males, who were residents of Rizal, had a higher number of registered deaths, accounting for 55.96 percent compared to the 44.04 percent registered deaths of female residents. (See Figure II).




Prepared by:


JOMARI T. PERLAS
Registration Officer I

Approved by:


ROXANNE P. VILLANUEVA
Registration Officer I

Noted by:


YRA B. SIBUG
Chief Statistical Specialist

JTP

