

# SPECIAL RELEASE

## DVSS APRIL 2025 (BIRTH, MARRIAGE, AND DEATH STATISTICS)

Date of Release: 20 June 2025

Reference No. 2025-006

This report summarizes the administrative data gathered from the documents submitted last April 2025 by the thirteen (13) Municipal Civil Registry Offices and one (1) City Civil Registry Office in the Province of Rizal.

The province generated the following statistics: three thousand sixty-six (3,066) for birth, five hundred fifty-one (551) for marriage, and one thousand four hundred eighty-eight (1,488) for death.

Table A. Number of Registered Birth Documents by City/Municipality

Rizal: April 2025

| CITY/<br>MUNICIPALITY | TIMELY AND LATE<br>REGISTERED DOCUMENTS |            |              |
|-----------------------|---|------------|--------------|
|                       | BIRTH                                   | MARRIAGE   | DEATH        |
| Angono                | 158                                     | 23         | 90           |
| Antipolo              | 851                                     | 185        | 378          |
| Baras                 | 37                                      | 9          | 14           |
| Binangonan            | 300                                     | 50         | 220          |
| Cainta                | 131                                     | 42         | 163          |
| Cardona               | 28                                      | 8          | 22           |
| Jalajala              | 15                                      | 5          | 25           |
| Morong                | 229                                     | 14         | 64           |
| Pililla               | 48                                      | 8          | 29           |
| Rodriguez             | 495                                     | 58         | 169          |
| San Mateo             | 217                                     | 21         | 86           |
| Tanay                 | 104                                     | 44         | 62           |
| Taytay                | 389                                     | 71         | 147          |
| Teresa                | 64                                      | 13         | 19           |
| <b>TOTAL</b>          | <b>3,066</b>                            | <b>551</b> | <b>1,488</b> |

Civil registration is a continuous, permanent, and compulsory recording of vital events occurring in the life of an individual such as birth, marriage, and death as well as court decrees, and legal instruments affecting his civil status in appropriate registers as mandated by Act No. 3753, the Civil Registry Law.

In this April 2025 issue, the Philippine Statistics Authority of Rizal presents the number of births, marriages, and deaths registered by the city and municipalities in the province. The data

province are preliminary results from the Decentralized Vital Statistics System 2011 based on the documents submitted (Timely and Late Registered) by the Local Civil Registry Offices in Rizal.

## BIRTH STATISTICS

**Table B.**  
**Registered Live Births by**  
**City/Municipality and**  
**by Sex, Rizal: April 2025**

**Live Birth** is a complete expulsion or extraction from its mother of a product of conception, irrespective of the duration of the pregnancy, which after such separation, breathes or shows any other evidence of life, such as beating of the heart, pulsation of the umbilical cord, or definite movement of voluntary muscles, whether or not the umbilical cord has been cut or the placenta is attached-each product of such a birth is considered live born.

The Province of Rizal recorded 3,066 registered live births for the month of April 2025. This represents 9.18 percent decrease based on the 3,376 registered live births from the previous month, i.e., March 2025.

| City/<br>Municipality | Male         | Female       | Total        |
|-----------------------|--------------|--------------|--------------|
| Angono                | 75           | 83           | 158          |
| Antipolo              | 446          | 405          | 851          |
| Baras                 | 19           | 18           | 37           |
| Binangonan            | 146          | 154          | 300          |
| Cainta                | 66           | 65           | 131          |
| Cardona               | 15           | 13           | 28           |
| Jalajala              | 7            | 8            | 15           |
| Morong                | 113          | 116          | 229          |
| Pililla               | 26           | 22           | 48           |
| Rodriguez             | 257          | 238          | 495          |
| San Mateo             | 101          | 116          | 217          |
| Tanay                 | 47           | 57           | 104          |
| Taytay                | 198          | 191          | 389          |
| Teresa                | 43           | 21           | 64           |
| <b>TOTAL</b>          | <b>1,559</b> | <b>1,507</b> | <b>3,066</b> |

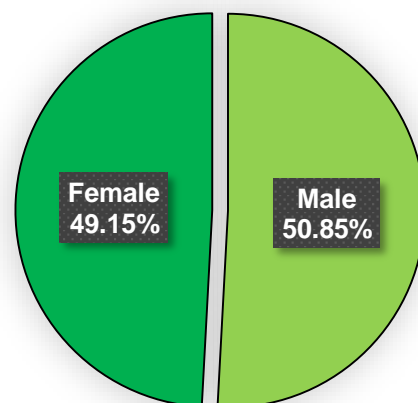
The City of Antipolo had the highest contribution of live births in the province of Rizal as of April 2025 with 851 registrations, followed by Rodriguez with 495 registrations, and Taytay with 389 registrations, while the Municipality of Jalajala had the least contribution, with only 15 recorded live births.

There were around 102 newborn babies daily in the province for the month of April 2025.



**Figure I. Registered Live Births by Sex in the Province of Rizal as of April 2025**

As seen in Figure 1, 50.95 percent of the newborn babies were male, and 49.15 percent were females. This means that there were slightly more male born babies than female born babies, with 3.39 percent difference for the month of April 2025 in the Province of Rizal.



## MARRIAGE STATISTICS

**Marriage** is a special contract of permanent union between a man and a woman entered in accordance with law for the establishment of conjugal and family life.

As Table C shows, there were 551 registered marriages for the month of April 2025 in the Province of Rizal, this is lower compared from the 890 registered marriages during the previous month. This implies that there was a 38.09 percent decrease in the number of registered marriages in the Province of Rizal from March 2025 to April 2025.

**Table C. Registered Marriages by City/Municipality Rizal: April 2025**

| City/Municipality | Number of Marriages |
|-------------------|---------------------|
| Angono            | 23                  |
| Antipolo          | 185                 |
| Baras             | 9                   |
| Binangonan        | 50                  |
| Cainta            | 42                  |
| Cardona           | 8                   |
| Jalajala          | 5                   |
| Morong            | 14                  |
| Pililla           | 8                   |
| Rodriguez         | 58                  |
| San Mateo         | 21                  |
| Tanay             | 44                  |
| Taytay            | 71                  |
| Teresa            | 13                  |
| <b>TOTAL</b>      | <b>551</b>          |

The city/municipality that accounted for the highest number of registered marriages was the City of Antipolo with 185 registered marriages, followed by Taytay with 71 documents, and Rodriguez with 58 registered marriages.



In Rizal, there were 10 Filipinas married to foreign nationals (i.e., four (4) Americans, and six (6) other nationalities.)



## DEATH STATISTICS

**Death** refers to the permanent disappearance of all evidence of life at any time after live birth has taken place (post-natal cessation of vital function without capability of resuscitation).

The Province of Rizal recorded one thousand four hundred eighty-eight (1,488) for the month of April 2025.

**Table D. Registered Deaths of Residents by City/Municipality, Rizal: April 2025**

| City/<br>Municipalities | Male       | Female     | Total        |
|-------------------------|------------|------------|--------------|
| Angono                  | 37         | 39         | 76           |
| Antipolo                | 183        | 135        | 318          |
| Baras                   | 19         | 6          | 25           |
| Binangonan              | 112        | 98         | 210          |
| Cainta                  | 83         | 81         | 164          |
| Cardona                 | 16         | 17         | 33           |
| Jalajala                | 8          | 9          | 17           |
| Morong                  | 20         | 8          | 28           |
| Pililla                 | 19         | 22         | 41           |
| Rodriguez               | 81         | 66         | 147          |
| San Mateo               | 46         | 35         | 81           |
| Tanay                   | 47         | 33         | 80           |
| Taytay                  | 78         | 63         | 141          |
| Teresa                  | 10         | 15         | 25           |
| <b>TOTAL</b>            | <b>759</b> | <b>627</b> | <b>1,386</b> |

Table D shows that for the month of April 2025, there were 1,386 registered deaths that were residents of the province and 102 were nonresident citizens with a total of 1,488 registration of deaths, compared to the 1,327 total recorded deaths of the previous month (i.e., March 2025). This suggests an increase by 12.13 percent in the number of registration of deaths in the Province of

Rizal from March 2025 to April 2025.



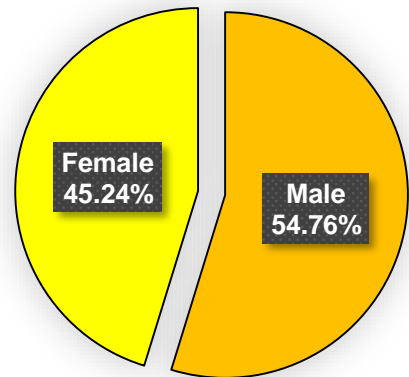
The City of Antipolo accounted for the highest number of recorded deaths of residents in the Province of Rizal for the month of April 2025 with 318 registered deaths, which with a huge gap is followed by Binangonan with 210 registered deaths, and Cainta with 164 registered deaths for the month of April 2025.



There were 22 fetal death records in the Province of Rizal for the month of April 2025, higher compared to 19 fetal death records of March 2025.

**Figure II. Registered Deaths of Residents by Sex and by City/Municipality Rizal: April 2025**


For the month of March 2025, males, who were residents of Rizal, had a higher number of registered deaths, accounting for 54.76 percent compared to the 45.24 percent registered deaths of female residents. (See Figure II).



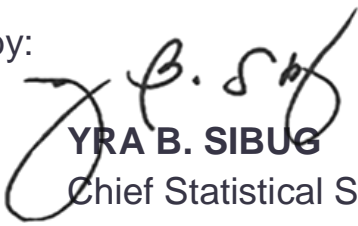
Prepared by:

  
**JOMARI T. PERLAS**  
Registration Officer I

Approved by:

  
**ROXANNE P. VILLANUEVA**  
Registration Officer I

Noted by:

  
**YRA B. SIBUG**  
Chief Statistical Specialist

JTP



G/F Budgetlane Shopping Center Circumferential Road,  
Brgy. San Jose, Antipolo City, Rizal, Philippines 1870  
Telephone: 8696-6366  
[rso04a.psa.gov.ph/rizal](mailto:rso04a.psa.gov.ph/rizal)