


SPECIAL RELEASE

CROPS PRODUCTION IN QUEZON:2022 (Preliminary Results)

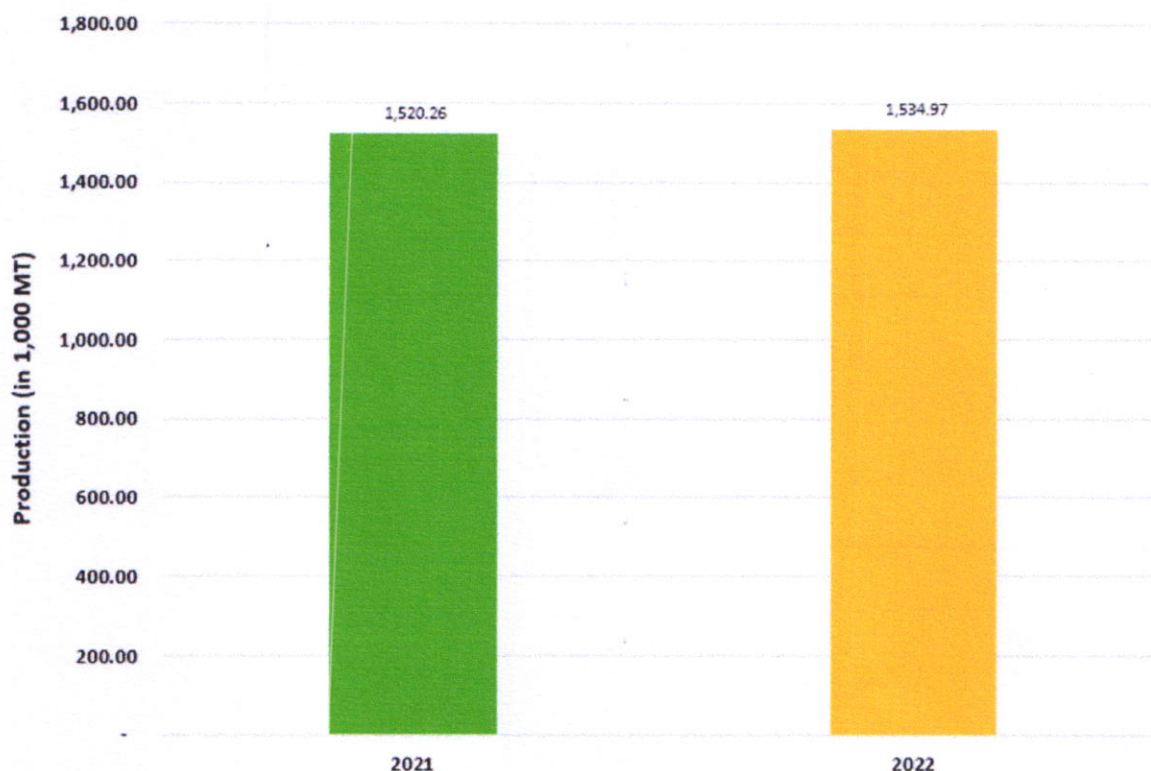
Date of Release: 16 July 2025
Reference No. 2025 - 172



Total Crops Production in 2022

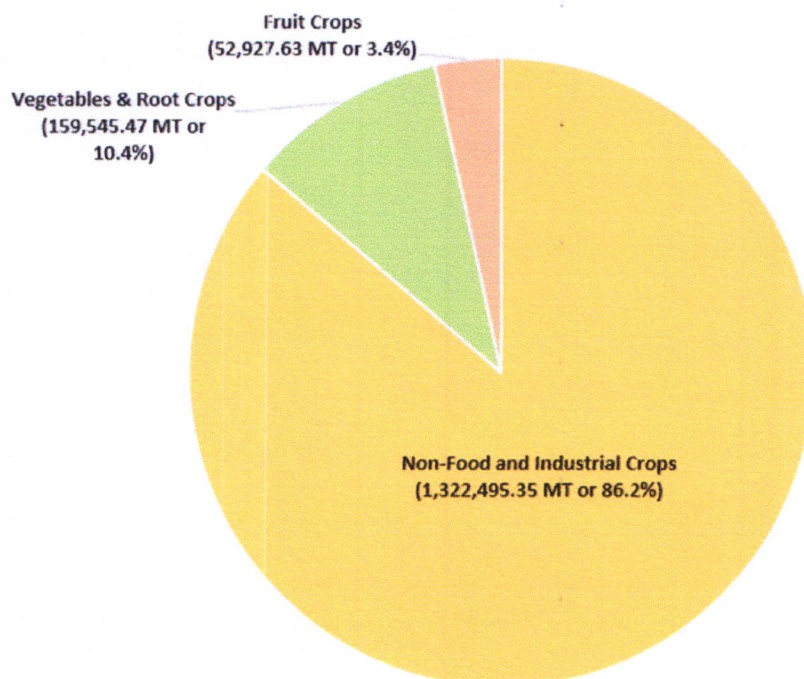
- A total of 1,534,968.45 metric tons of crops were produced in the province in 2022. This was 1.0 percent higher compared to the previous year's figure of 1,520,260.40 metric tons.

Figure 1. Total Volume (in 1,000 MT) of Crop Production:
Quezon, 2021 and 2022



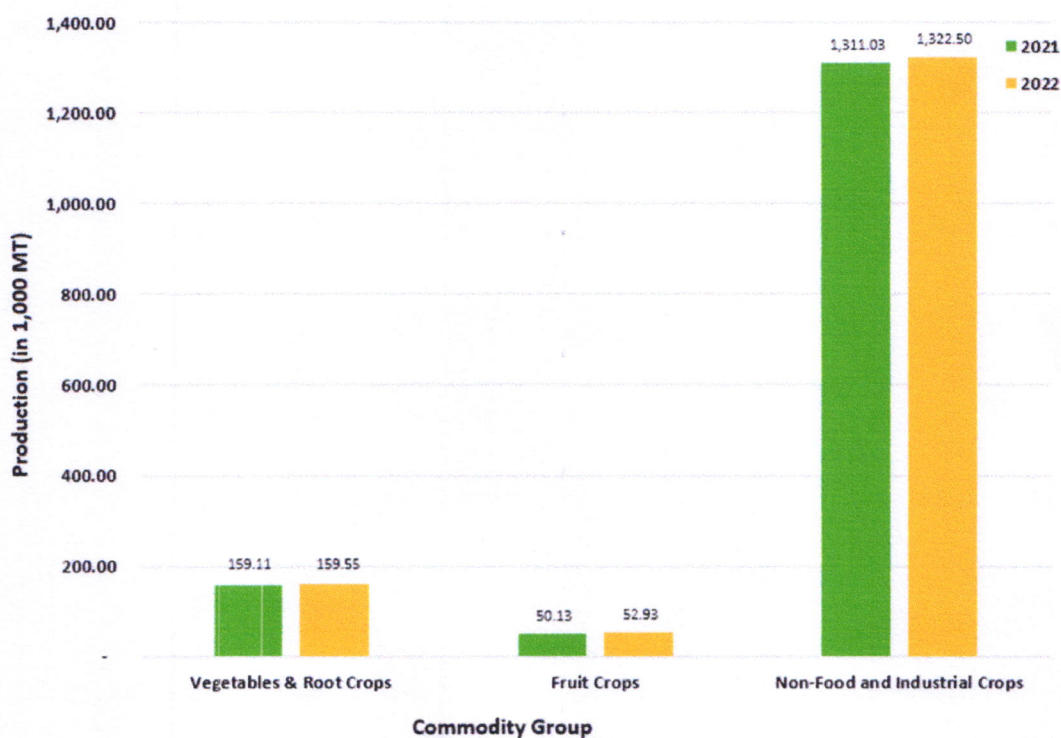
Crops Production by Subsector

**Figure 2. Percent Distribution of Crop Production by Subsector:
Quezon, 2022**



- Of the total crops production in 2022, non-food and industrial crops (NFIC) contributed the biggest share of 86.2 percent. It was followed by vegetables and root crops (VRC) with 10.4 percent share. Fruit crops registered the least share of 3.4 percent.

**Figure 3. Volume (in 1,000 MT) of Crop Production by Commodity Group:
Quezon, 2021 and 2022**

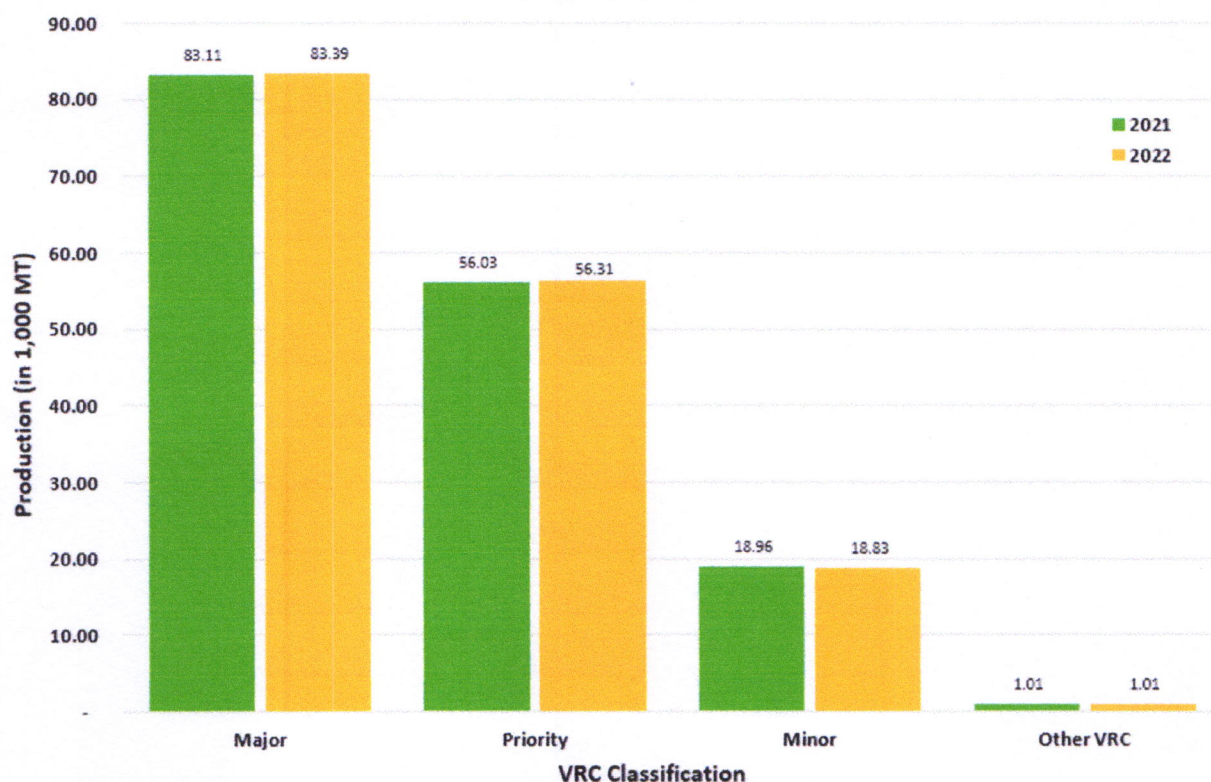


- The VRC production during the year 2022 went up by 0.3 percent, from 2021 level of 159,105.60 metric tons to 159,545.47 metric tons.
- Likewise, the volume of production of fruit crops increased by 5.6 percent, from 50,126.53 metric tons in 2021 to 52,927.63 metric tons in 2022.
- The production of non-food and industrial crops in 2022 reached 1,322,495.35 metric tons. It rose by 0.9 percent from the previous year's production of 1,311,028.27 metric tons.

Vegetable and Root Crops

- Major vegetables and root crops had a total of 83,393.87 metric tons in 2022. It increased by 0.3 percent from previous year's level of 83,105.36 metric tons.

Figure 4. Volume of Production (in 1,000 MT) of Vegetable and Root Crops by Classification: Quezon 2021 and 2022

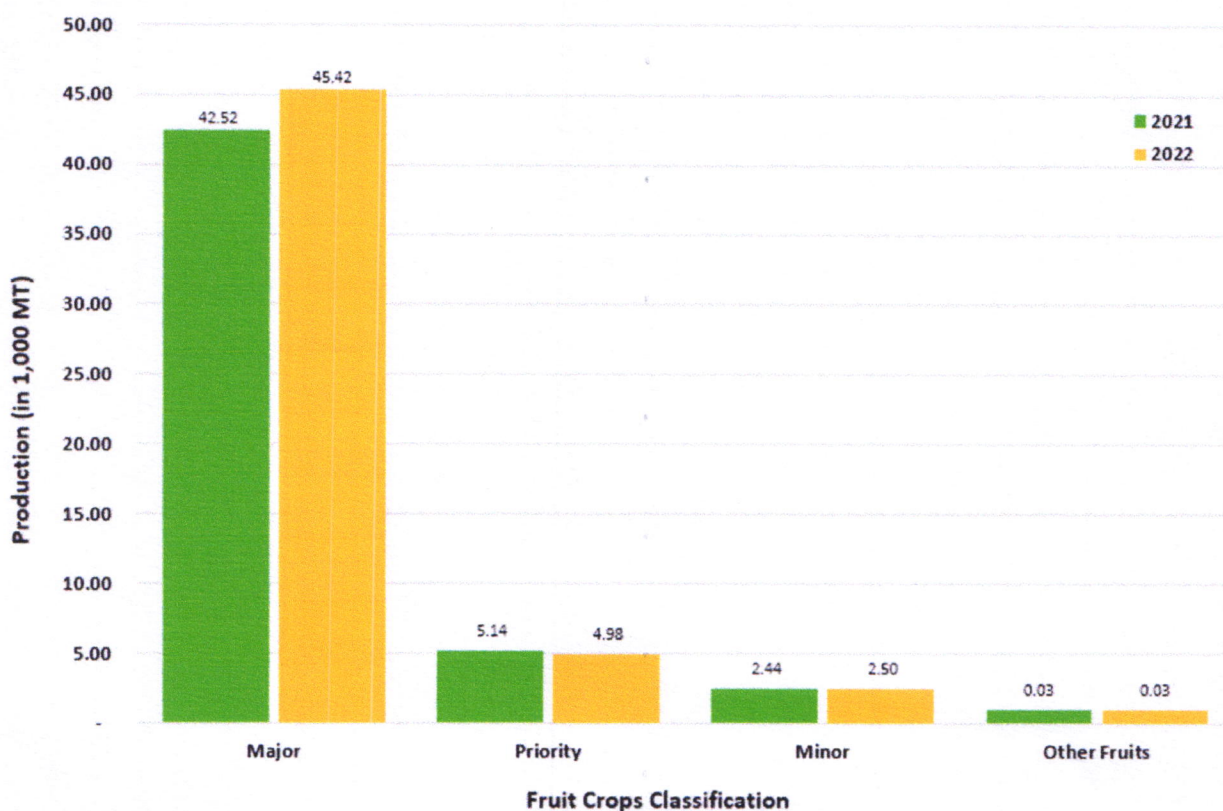


- The province produced a total of 56,314.94 metric tons of priority VRC, an increase of 0.5 percent compared to prior year's output of 56,032.37 metric tons.
- However, the production of minor VRC registered a decline of 0.7 percent. The production was trimmed down to 18,831.20 metric tons from 18,960.96 in 2021.
- Similarly, there was a decrease of 0.1 percent in the production of other VRC. The production declined to 1,005.46 metric tons in 2022 from 1,006.91 metric tons recorded in the prior year.

Fruit Crops

- The province produced a total of 45,422.08 metric tons of fruits under major classification in 2022. It increased by 6.8 percent from previous year's level of 42,515.65 metric tons.

Figure 5. Volume of Production (in 1,000 MT) of Fruit Crops by Classification: Quezon, 2021 and 2022



- Moreover, the volume of production for minor fruit crops increased to 2,497.93 metric tons. This was 2.4 percent higher compared to the 2021 output of 2,439.86 metric tons.
- However, priority fruits registered a 3.1 percent decrease in terms of volume of production in 2022. From 5,139.75 metric tons recorded in 2021, it went down to 4,979.75 metric tons in 2022.
- The production for other fruits recorded a total of 27.87 metric tons. This was 10.9 percent lower compared to the previous year's production of 31.27 metric tons.

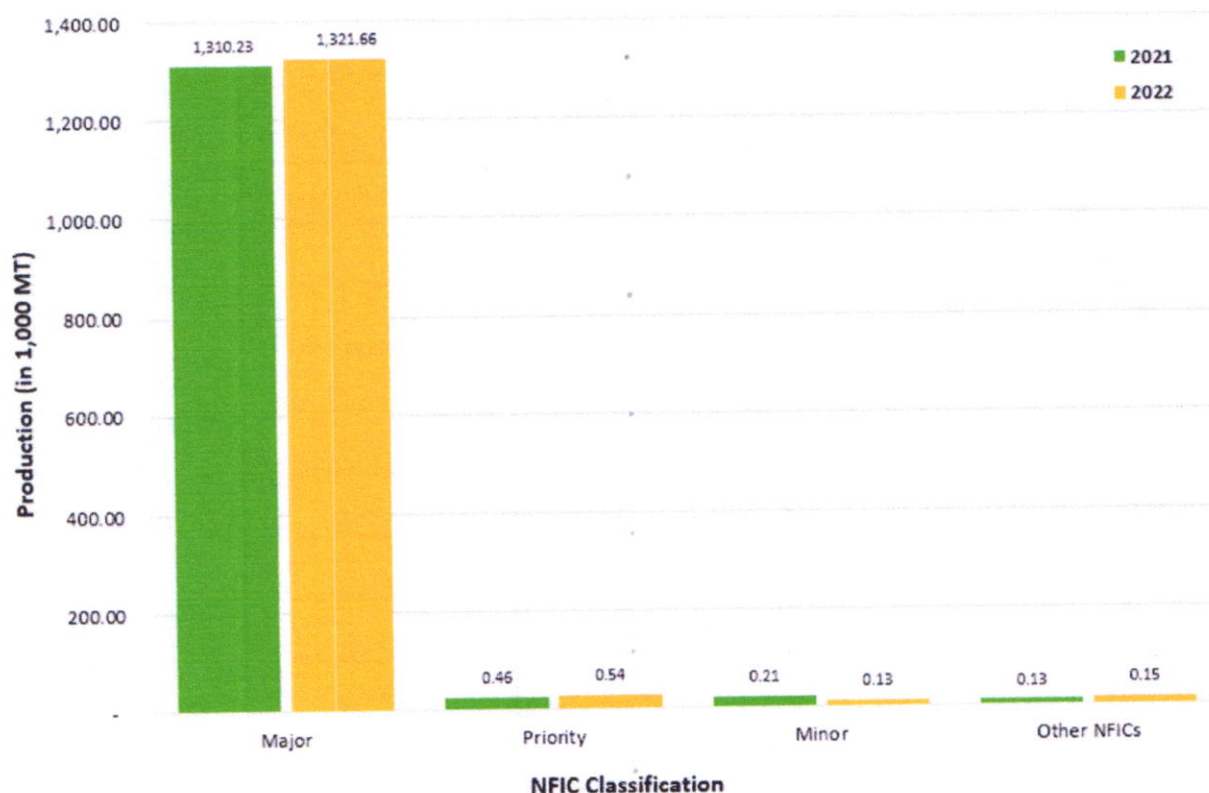
Non-Food and Industrial Crops

- A total of 1,321,664.78 metric tons of non-food and industrial crops (NFIC) under major classification was produced in 2022. It increased by 0.9 percent from previous year's level of 1,310,226.04 metric tons.

[Signature]

- Priority NFIC had a total production of 544.64 metric tons in 2022. It was 19.6 percent higher compared to the 2021 production of 455.33 metric tons.

Figure 6. Volume of Production (in 1,000 MT) of Non-Food and Industrial Crops by Classification: Quezon 2021 and 2022



- However, the volume of production of minor NFIC decreased by 38.3 percent, from 2021 output of 213.90 metric tons to 131.95 metric tons during the year.
- Nevertheless, the production of other NFIC increased by 15.8 percent. The production reached 153.98 metric tons in 2022, higher compared to previous year's production of 133.00 metric tons.

TECHNICAL NOTES

Crops Production Survey (CrPS) aims to generate basic production statistics for crops other than palay and corn at the national, regional, and provincial levels. It covers more than 200 crops of which 19 are considered major crops. This survey is undertaken nationwide on a quarterly basis. CrPS has three subsectors such as vegetable and rootcrops, fruit crops and non-food and industrial crops.

Crops Production refers to the quantity produced and harvested for a particular crop during the reference period. It includes those measured but damaged, stolen, given away, consumed, given as harvesters' share, and reserved. Excluded are those produced but not harvested for whatever reason/s.

Airene A. Pucyutan
AIRENE A. PUCYUTAN
 Provincial Statistics Officer
 PSA Quezon

NDP/EAD/SCOR

Table 1. Crops Production by Subsector: Quezon, 2021 and 2022

Commodity Group	Production (in metric tons)			
	2021	2022	% share	% change
TOTAL	1,520,260.40	1,534,968.45	100.0	1.0
Vegetable & Root Crops	159,105.60	159,545.47	10.4	0.3
Major	83,105.36	83,393.87	52.3	0.3
Priority	56,032.37	56,314.94	35.3	0.5
Minor	18,960.96	18,831.20	11.8	-0.7
Other	1,006.91	1,005.46	0.6	-0.1
Fruit Crops	50,126.53	52,927.63	3.4	5.6
Major	42,515.65	45,422.08	85.8	6.8
Priority	5,139.75	4,979.75	9.4	-3.1
Minor	2,439.86	2,497.93	4.7	2.4
Other	31.27	27.87	0.1	-10.9
Non-Food and Industrial Crops	1,311,028.27	1,322,495.35	86.2	0.9
Major	1,310,226.04	1,321,664.78	99.9	0.9
Priority	455.33	544.64	0.04	19.6
Minor	213.90	131.95	0.01	-38.3
Other	133.00	153.98	0.01	15.8

Table 2. Crops Classification by Subsector: Quezon, 2021 and 2022

VEGETABLE AND ROOT CROPS			
Major	Priority	Minor	Other
Peanut Eggplant Tomato Camote Cassava Mongo Cabbage	Banana Blossom Kangkong Pechay Ampalaya Fruit Stringbeans Gourd Okra Squash Fruit Ginger Radish Habitchuelas Pepper (Bell) Carrots Taro/Gabi	Chayote fruit Camote tops Patola Greater yam/Ubi Turnips/Singkamas Cucumber Gabi leaves w/ stem Bamboo shoots Malunggay leaves Jackfruit young Green papaya Chili Pepper Fruit Arrowroot Pao Galiang Tugue	Kamias Kinchay Camansi Pepper chili leaves Mustard Edible fern/Paco Squash tops Cowpea Pigeon pea/Kadios Kidney beans (white) Lima beans/Patani Winged beans/Sigarilyas Coconut pith
FRUIT CROPS			
Major	Priority	Minor	Other
Banana Calamansi Mango Pineapple	Lanzones Mangosteen Papaya Rambutan Tamarind Watermelon Mandarin Orange	Avocado Guava Guyabano Jackfruit Santol Starapple Pomelo Atis Chico Duhat Sineguelas	Dragon fruit Lepote Passion Fruit
NON-FOOD AND INDUSTRIAL CROPS			
Major	Priority	Minor	Other
Abaca Coconut Coffee Sugarcane	Cacao Kaong Bromeliad Green Corn Stalk Coconut Sap/Tuba	Pili Nut Coir Orchids Coconut Leaves Banana Leaves Laza/Tambo Nipa Sap/Wine	Anthurium Daisy Ilang-Ilang Sampaguita Napier Grass Oregano