

SPECIAL RELEASE

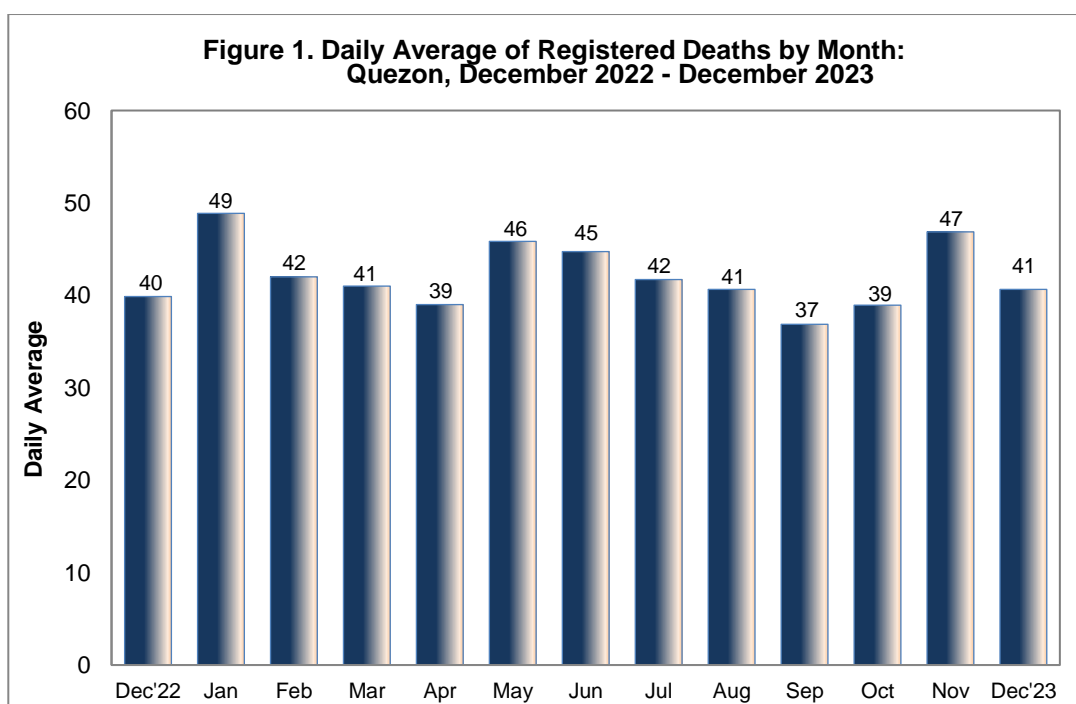
DEATH STATISTICS IN QUEZON: December 2023 (Preliminary Results)

Date of Release: 19 September 2024
Reference No. 2024 - 158



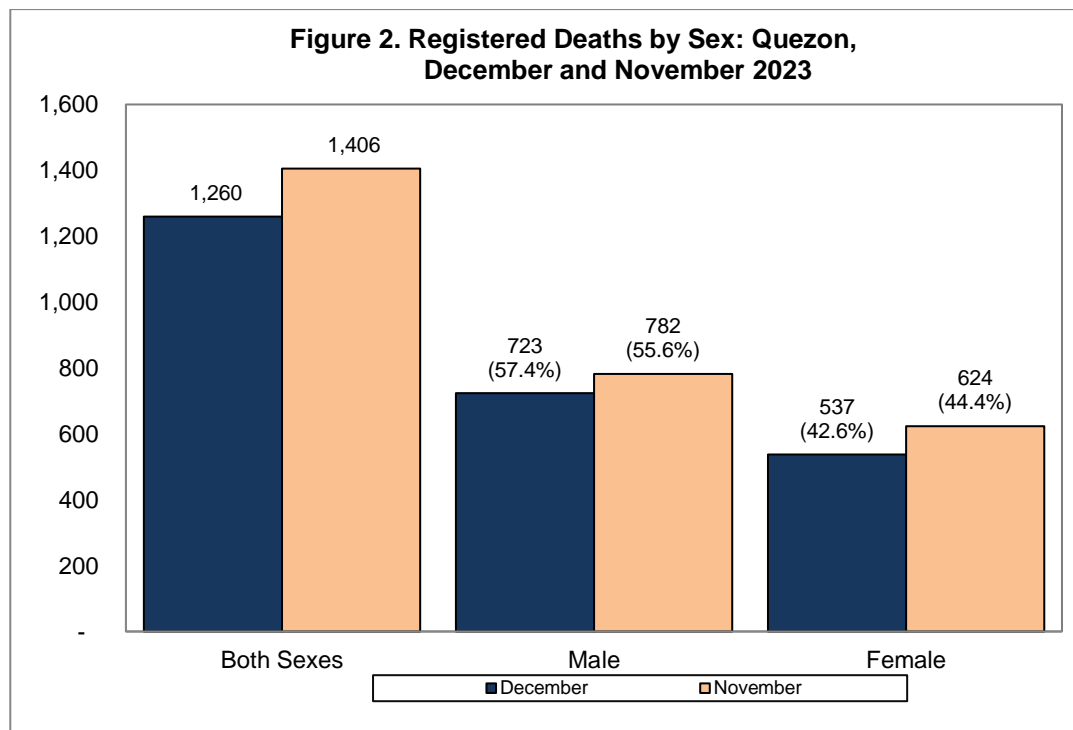
Number of Deaths...

- There were 1,260 registered deaths in Quezon in December 2023. It recorded a decrease of 10.4 percent from the previous month's figure of 1,406.
- The daily average of death occurrences during the month was 41 or approximately two deaths per hour.



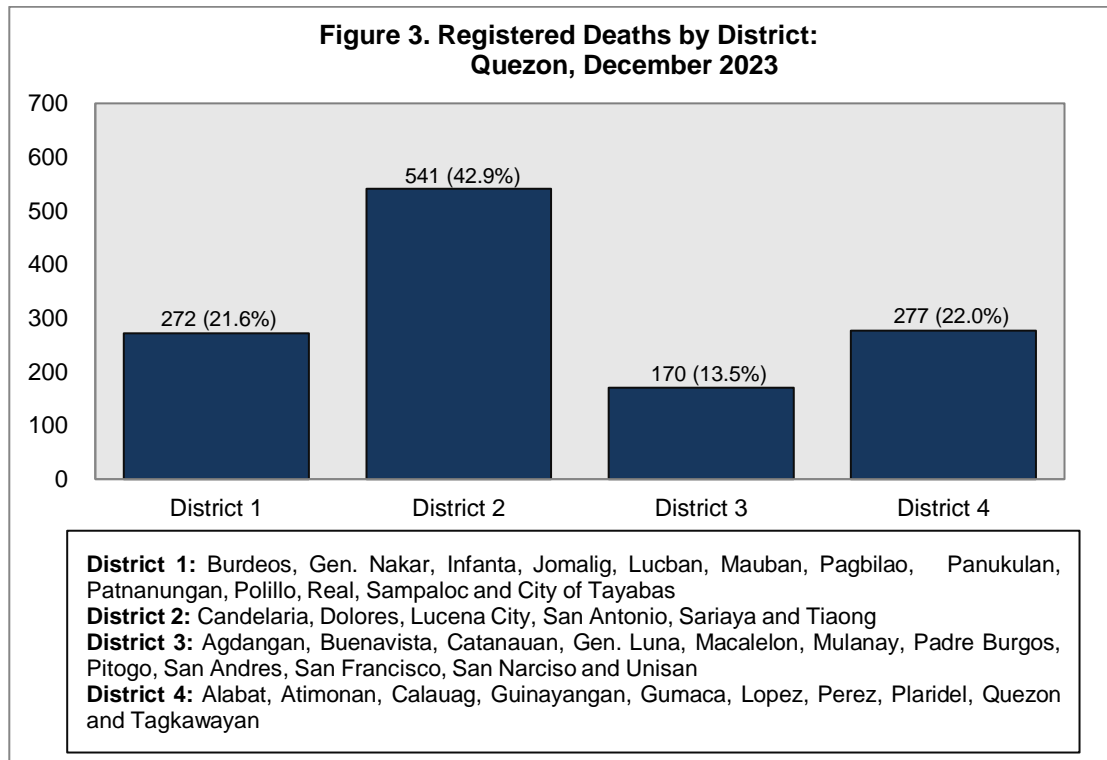
Deaths by Sex...

- There were more male deaths (723 or 57.4%) than female deaths (537 or 42.6%) registered during the month.
- The death sex ratio was calculated at 135 males for every 100 females in December 2023.




Deaths by Place of Occurrence and Usual Place of Residence...

- Lucena City recorded the most number of registered deaths at 340 or 27.0 percent. This may be explained by its large population and the health facilities available in the city.
- The municipality of Candelaria had the second-highest number of registered deaths with 81 or 6.4%, followed by Lopez and Sariaya with 75 (6.0%) and 62 (4.9%), respectively.
- There were 227 deaths that occurred outside the usual place of residence of the deceased.
- Lucena City recorded the highest number of deaths (170) that occurred outside the usual residence of the deceased. It was followed by Candelaria (18) and Infanta (16).
- Majority of the rest of the municipalities and city of the province registered higher number of deaths by usual residence than the number of deaths by place of occurrence.




TECHNICAL NOTES

Vital Registration is a continuous process. Hence, there is a need to specify certain cut-off period for purposes of reporting. The Death Statistics in Quezon presented in this report contains highlights and summary of statistical tables of deaths that occurred on or before December 2023 and registered within the said month. Events that occurred in December 2023 but were not registered during the month were not included in this publication. For this report, Vital Events Information (VEI) system was used in data encoding.


19/09/2024-46

AIRENE A. PUCYUTAN
Chief Statistical Specialist
PSA Quezon


NDP/NRSU/DOC

**Table 1. Number of Registered Deaths by Municipality:
Quezon, December and November 2023**

City/Municipality	December		November	
	Number	Percent	Number	Percent
Quezon	1,260	100.0	1,406	100.0
Agdangan	4	0.3	3	0.2
Alabat	20	1.6	10	0.7
Atimonan	45	3.6	46	3.3
Buenavista	9	0.7	15	1.1
Burdeos	10	0.8	9	0.6
Calauag	31	2.5	37	2.6
Candelaria	81	6.4	107	7.6
Catanauan	44	3.5	41	2.9
Dolores	7	0.6	21	1.5
General Luna	7	0.6	13	0.9
General Nakar	8	0.6	7	0.5
Guinayangan	12	1.0	17	1.2
Gumaca	48	3.8	65	4.6
Infanta	51	4.0	65	4.6
Jomalig	1	0.1	1	0.1
Lopez	75	6.0	83	5.9
Lucban	28	2.2	38	2.7
Lucena City	340	27.0	355	25.2
Macalelon	8	0.6	13	0.9
Mauban	31	2.5	39	2.8
Mulanay	20	1.6	14	1.0
Padre Burgos	8	0.6	5	0.4
Pagbilao	27	2.1	17	1.2
Panukulan	8	0.6	1	0.1
Patnanungan	11	0.9	0	0.0
Perez	7	0.6	8	0.6
Pitogo	5	0.4	14	1.0
Plaridel	3	0.2	5	0.4
Polillo	14	1.1	18	1.3
Quezon	7	0.6	6	0.4
Real	13	1.0	13	0.9
Sampaloc	14	1.1	4	0.3
San Andres	10	0.8	25	1.8
San Antonio	10	0.8	9	0.6
San Francisco	16	1.3	27	1.9
San Narciso	31	2.5	20	1.4
Sariaya	62	4.9	73	5.2
Tagkawayan	29	2.3	32	2.3
City of Tayabas	56	4.4	63	4.5
Tiaong	41	3.3	41	2.9
Unisan	8	0.6	26	1.8

**Table 2. Number of Registered Deaths by Usual Residence and Sex:
Quezon, December and November 2023**

City/Municipality	Both Sexes	Sex			
		Male	Percent	Female	Percent
Quezon	1,260	723	57.4	537	42.6
Agdangan	5	3	0.4	2	0.4
Alabat	18	10	1.4	8	1.5
Atimonan	50	22	3.0	28	5.2
Buenavista	13	11	1.5	2	0.4
Burdeos	14	10	1.4	4	0.7
Calauag	39	22	3.0	17	3.2
Candelaria	63	37	5.1	26	4.8
Catanauan	43	25	3.5	18	3.4
Dolores	9	4	0.6	5	0.9
General Luna	11	7	1.0	4	0.7
General Nakar	14	9	1.2	5	0.9
Guinayangan	16	5	0.7	11	2.0
Gumaca	40	27	3.7	13	2.4
Infanta	35	17	2.4	18	3.4
Jomalig	1	1	0.1	0	0.0
Lopez	70	44	6.1	26	4.8
Lucban	30	17	2.4	13	2.4
Lucena City	170	91	12.6	79	14.7
Macalelon	14	12	1.7	2	0.4
Mauban	39	20	2.8	19	3.5
Mulanay	25	18	2.5	7	1.3
Padre Burgos	13	10	1.4	3	0.6
Pagbilao	50	29	4.0	21	3.9
Panukulan	9	5	0.7	4	0.7
Patnanungan	13	6	0.8	7	1.3
Perez	6	4	0.6	2	0.4
Pitogo	10	6	0.8	4	0.7
Plaridel	9	8	1.1	1	0.2
Polillo	16	12	1.7	4	0.7
Quezon	11	6	0.8	5	0.9
Real	23	15	2.1	8	1.5
Sampaloc	16	7	1.0	9	1.7
San Andres	15	7	1.0	8	1.5
San Antonio	13	9	1.2	4	0.7
San Francisco	18	13	1.8	5	0.9
San Narciso	31	13	1.8	18	3.4
Sariaya	87	48	6.6	39	7.3
Tagkawayan	27	18	2.5	9	1.7
City of Tayabas	52	26	3.6	26	4.8
Tiaong	58	33	4.6	25	4.7
Unisan	8	6	0.8	2	0.4
Outside Quezon	56	30	4.1	26	4.8

**Table 3. Number of Registered Deaths by Place of Occurrence
and Usual Residence : Quezon, December 2023**

City/Municipality	Place of Occurrence	Usual Residence	Difference
Quezon	1,260	1,260	
Agdangan	4	5	-1
Alabat	20	18	2
Atimonan	45	50	-5
Buenavista	9	13	-4
Burdeos	10	14	-4
Calauag	31	39	-8
Candelaria	81	63	18
Catanauan	44	43	1
Dolores	7	9	-2
General Luna	7	11	-4
General Nakar	8	14	-6
Guinayangan	12	16	-4
Gumaca	48	40	8
Infanta	51	35	16
Jomalig	1	1	0
Lopez	75	70	5
Lucban	28	30	-2
Lucena City	340	170	170
Macalelon	8	14	-6
Mauban	31	39	-8
Mulanay	20	25	-5
Padre Burgos	8	13	-5
Pagbilao	27	50	-23
Panukulan	8	9	-1
Patnanungan	11	13	-2
Perez	7	6	1
Pitogo	5	10	-5
Plaridel	3	9	-6
Polillo	14	16	-2
Quezon	7	11	-4
Real	13	23	-10
Sampaloc	14	16	-2
San Andres	10	15	-5
San Antonio	10	13	-3
San Francisco	16	18	-2
San Narciso	31	31	0
Sariaya	62	87	-25
Tagkawayan	29	27	2
City of Tayabas	56	52	4
Tiaong	41	58	-17
Unisan	8	8	0
Outside Quezon	0	56	-56

**Table 4. Number and Daily Average of Registered Deaths by Month: Quezon,
December 2022 - December 2023**

Month	Number	Daily Average
2022		
December	1,236	40
2023		
January	1,515	49
February	1,180	42
March	1,286	41
April	1,163	39
May	1,421	46
June	1,342	45
July	1,293	42
August	1,260	41
September	1,106	37
October	1,207	39
November	1,406	47
December	1,260	41