

SPECIAL RELEASE

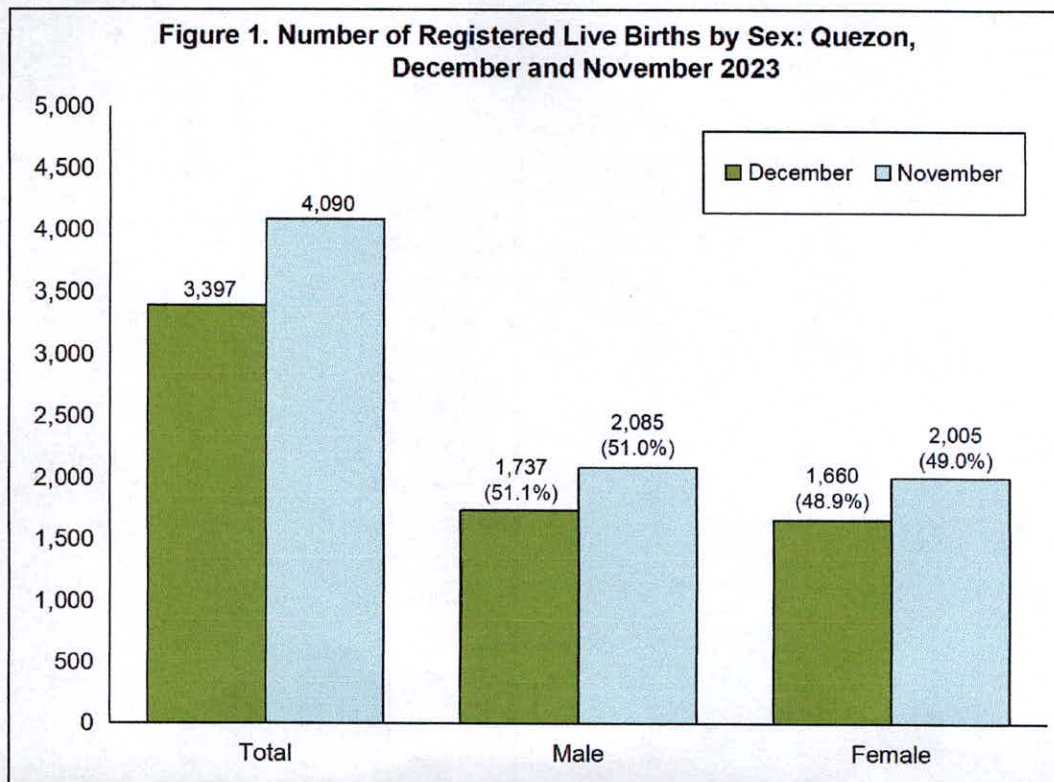
BIRTH STATISTICS IN QUEZON: December 2023 (Preliminary Results)

Date of Release: 10 September 2024
Reference No. 2024 - 154



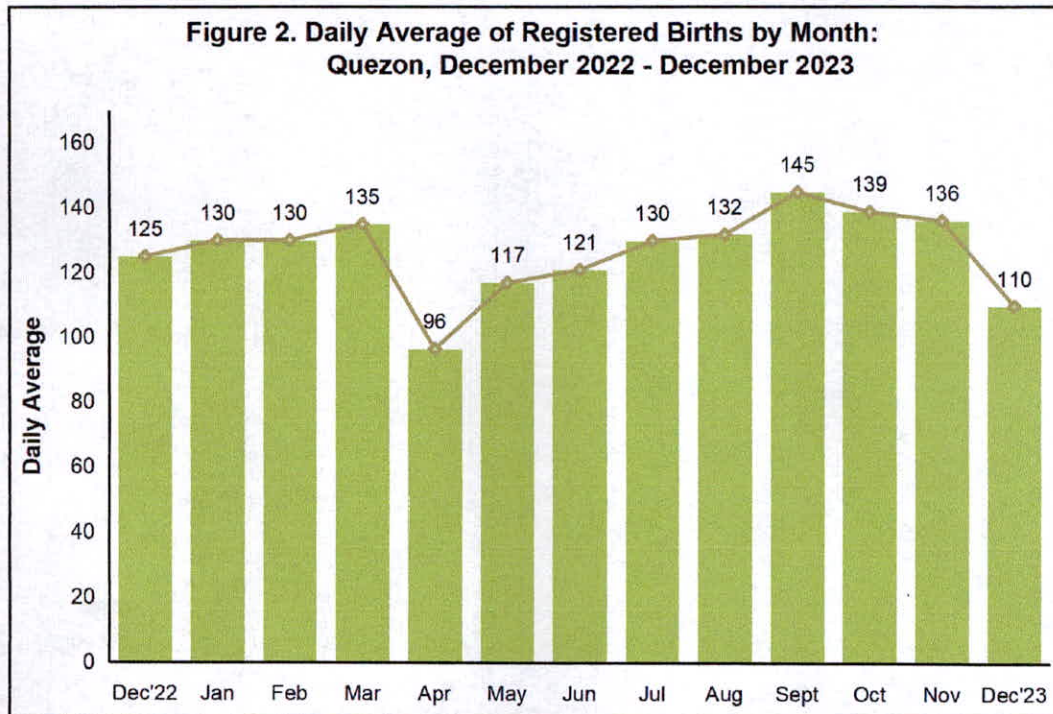
Number of Live births...

- A total of 3,397 live births were registered in the province in December 2023. It recorded a decrease of 16.9 percent from the November 2023 figure of 4,090.
- Of the total births registered, 51.1 percent were males and 48.9 percent were females. This resulted to a birth sex ratio of 105 males for every 100 females.



gan

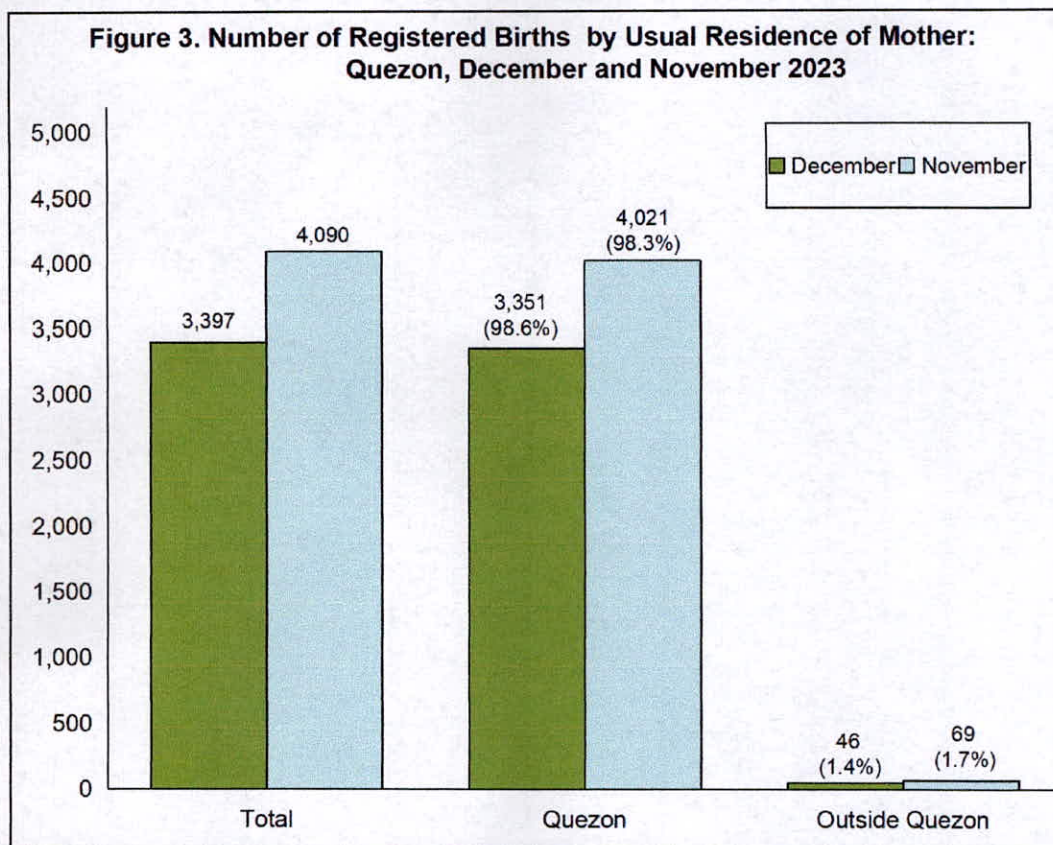
- The daily average of birth occurrences during the month was 110, lower than the recorded daily average of 136 in November 2023.
- Lucena City recorded the highest number of live births with a total of 865 or 25.5 percent of the total births registered in the province. It was followed by Lopez and Candelaria with 305 or 9.0 percent and 228 or 6.7 percent, respectively.
- The top three (3) municipalities with the least number of registered births were Quezon (3 or 0.09%), Pitogo and Sampaloc (both with 4 or 0.12%).
- No births were registered in the municipalities of Agdangan and Plaridel.



Place of Occurrence and Usual Residence of Mother...

- Majority of the registered births were born to mothers whose usual residence is in Quezon province (3,351 or 98.6%).
- Only a small percentage of the birth occurrences (46 or 1.4%) were born to mothers whose usual residence is outside Quezon province.
- Nine (9) out of the 39 municipalities and 2 cities of Quezon province showed a positive difference in the number of births by place of occurrence and the usual place of residence of the mother. This implies that there were mothers who opted to give birth to places where there are available or better health care facilities and social services.
- The highest positive difference of 428 was reported in Lucena City. This may be attributed to higher number of hospitals and health care facilities located in the city.
- In contrast, the highest negative difference of 86 was observed in Calauag. This may be explained by its proximity to Lopez where there are more health care facilities.

Ray



TECHNICAL NOTES

Vital Registration is a continuous process. Hence there is a need to specify certain cut-off period for purposes of reporting. The Birth Statistics in Quezon presented in this report contains highlights and summary of statistical tables of births that occurred on or before December 2023 and registered within the said month. Events that occurred in December 2023 but were not registered during the month were not included in this publication. For this report, Vital Events Information (VEI) system was used in data encoding.

Airenea Pucyutan
AIRENEA. PUCYUTAN
 Chief Statistical Specialist
 PSA Quezon

[Signature]
 NDP/DOE/PR/M

Table 1. Number of Registered Live Births by City/Municipality and by Sex: Quezon, December and November 2023

City / Municipality	December			November		
	Both Sexes	Male	Female	Both Sexes	Male	Female
QUEZON	3,397	1,737	1,660	4,090	2,085	2,005
Agdangan	0	0	0	1	0	1
Alabat	56	31	25	37	19	18
Atimonan	83	41	42	95	41	54
Buenavista	35	15	20	24	13	11
Burdeos	46	18	28	60	31	29
Calauag	42	19	23	43	20	23
Candelaria	228	120	108	302	154	148
Catanauan	140	80	60	132	69	63
Dolores	24	12	12	25	12	13
General Luna	25	10	15	30	13	17
General Nakar	64	31	33	28	11	17
Guinayangan	35	10	25	54	29	25
Gumaca	191	105	86	170	91	79
Infanta	149	84	65	176	86	90
Jomalig	19	11	8	19	13	6
Lopez	305	150	155	372	194	178
Lucban	29	15	14	36	24	12
Lucena City	865	446	419	1,039	520	519
Macalelon	25	16	9	27	12	15
Mauban	69	38	31	77	38	39
Mulanay	44	27	17	44	23	21
Padre Burgos	15	5	10	16	8	8
Pagbilao	67	27	40	54	27	27
Panukulan	14	9	5	21	12	9
Patnanungan	18	9	9	18	9	9
Perez	5	0	5	10	6	4
Pitogo	4	2	2	6	2	4
Plaridel	0	0	0	2	0	2
Polillo	75	39	36	64	31	33
Quezon	3	2	1	2	2	0
Real	33	10	23	52	31	21
Sampaloc	4	1	3	7	4	3
San Andres	57	32	25	73	30	43
San Antonio	27	12	15	38	20	18
San Francisco	98	48	50	199	106	93
San Narciso	110	61	49	131	72	59
Sariaya	133	67	66	306	160	146
Tagkawayan	54	27	27	80	45	35
City of Tayabas	79	40	39	95	48	47
Tiaong	88	42	46	79	35	44
Unisan	39	25	14	46	24	22

Handwritten signature

**Table 2. Number and Daily Average of Registered Births by Month:
Quezon, December 2022 - December 2023**

Month	Number	Daily Average
2022		
December	3,877	125
2023		
January	4,042	130
February	3,626	130
March	4,190	135
April	2,892	96
May	3628	117
June	3619	121
July	4,033	130
August	4,103	132
September	4,335	145
October	4,303	139
November	4,090	136
December	3,397	110



Table 3. Number and Percent Distribution of Registered Births by Usual Residence of Mother: Quezon, December and November 2023

City / Municipality	December		November	
	Number	Percent	Number	Percent
Total	3,397	100.0	4,090	100.0
Quezon	3,351	98.6	4,021	98.3
Outside Quezon	46	1.4	69	1.7
Agdangan	14	0.4	12	0.3
Alabat	26	0.8	16	0.4
Atimonan	115	3.4	114	2.8
Buenavista	62	1.8	54	1.3
Burdeos	59	1.7	68	1.7
Calauag	128	3.8	106	2.6
Candelaria	191	5.6	220	5.4
Catanauan	140	4.1	113	2.8
Dolores	27	0.8	31	0.8
General Luna	43	1.3	47	1.1
General Nakar	98	2.9	47	1.1
Guinayangan	57	1.7	75	1.8
Gumaca	93	2.7	105	2.6
Infanta	96	2.8	137	3.3
Jomalig	21	0.6	22	0.5
Lopez	155	4.6	243	5.9
Lucban	59	1.7	61	1.5
Lucena City	437	12.9	541	13.2
Macalelon	39	1.1	44	1.1
Mauban	93	2.7	112	2.7
Mulanay	74	2.2	89	2.2
Padre Burgos	26	0.8	33	0.8
Pagbilao	119	3.5	120	2.9
Panukulan	23	0.7	32	0.8
Patnanungan	20	0.6	22	0.5
Perez	19	0.6	24	0.6
Pitogo	37	1.1	29	0.7
Plaridel	10	0.3	18	0.4
Polillo	71	2.1	62	1.5
Quezon	24	0.7	21	0.5
Real	50	1.5	87	2.1
Sampaloc	18	0.5	12	0.3
San Andres	71	2.1	87	2.1
San Antonio	36	1.1	41	1.0
San Francisco	113	3.3	204	5.0
San Narciso	106	3.1	130	3.2
Sariaya	207	6.1	400	9.8
Tagkawayan	64	1.9	86	2.1
City of Tayabas	129	3.8	141	3.4
Tiaong	146	4.3	170	4.2
Unisan	35	1.0	45	1.1

Table 4. Number of Registered Live Births by Place of Occurrence and Usual Residence of Mother : Quezon, December 2023

City/ Municipality	Place of Occurrence	Usual Residence of Mother	Difference
Quezon	3,397	3,397	
Agdangan	0	14	-14
Alabat	56	26	30
Atimonan	83	115	-32
Buenavista	35	62	-27
Burdeos	46	59	-13
Calauag	42	128	-86
Candelaria	228	191	37
Catanauan	140	140	0
Dolores	24	27	-3
General Luna	25	43	-18
General Nakar	64	98	-34
Guinayangan	35	57	-22
Gumaca	191	93	98
Infanta	149	96	53
Jomalig	19	21	-2
Lopez	305	155	150
Lucban	29	59	-30
Lucena City	865	437	428
Macalelon	25	39	-14
Mauban	69	93	-24
Mulanay	44	74	-30
Padre Burgos	15	26	-11
Pagbilao	67	119	-52
Panukulan	14	23	-9
Patnanungan	18	20	-2
Perez	5	19	-14
Pitogo	4	37	-33
Plaridel	0	10	-10
Polillo	75	71	4
Quezon	3	24	-21
Real	33	50	-17
Sampaloc	4	18	-14
San Andres	57	71	-14
San Antonio	27	36	-9
San Francisco	98	113	-15
San Narciso	110	106	4
Sariaya	133	207	-74
Tagkawayan	54	64	-10
City of Tayabas	79	129	-50
Tiaong	88	146	-58
Unisan	39	35	4
Outside Quezon	0	46	-46

ay