

SPECIAL RELEASE

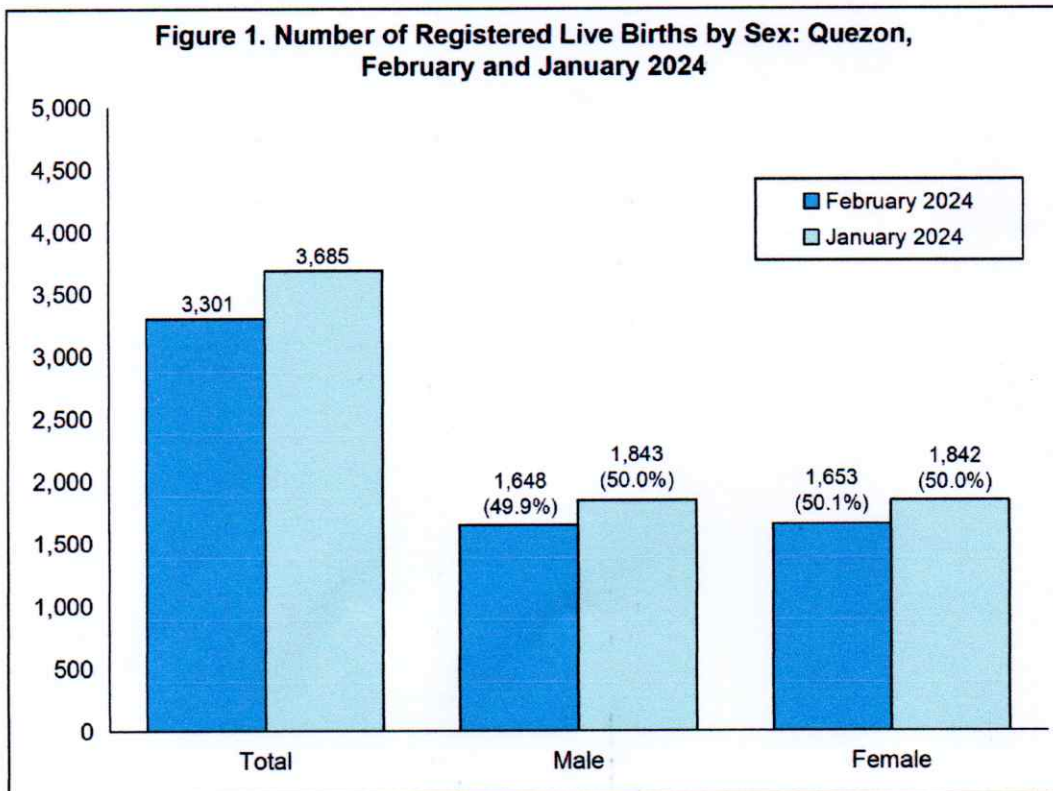
BIRTH STATISTICS IN QUEZON: February 2024 (Preliminary Results)

Date of Release: 7 November 2024
Reference No. 2024 - 199



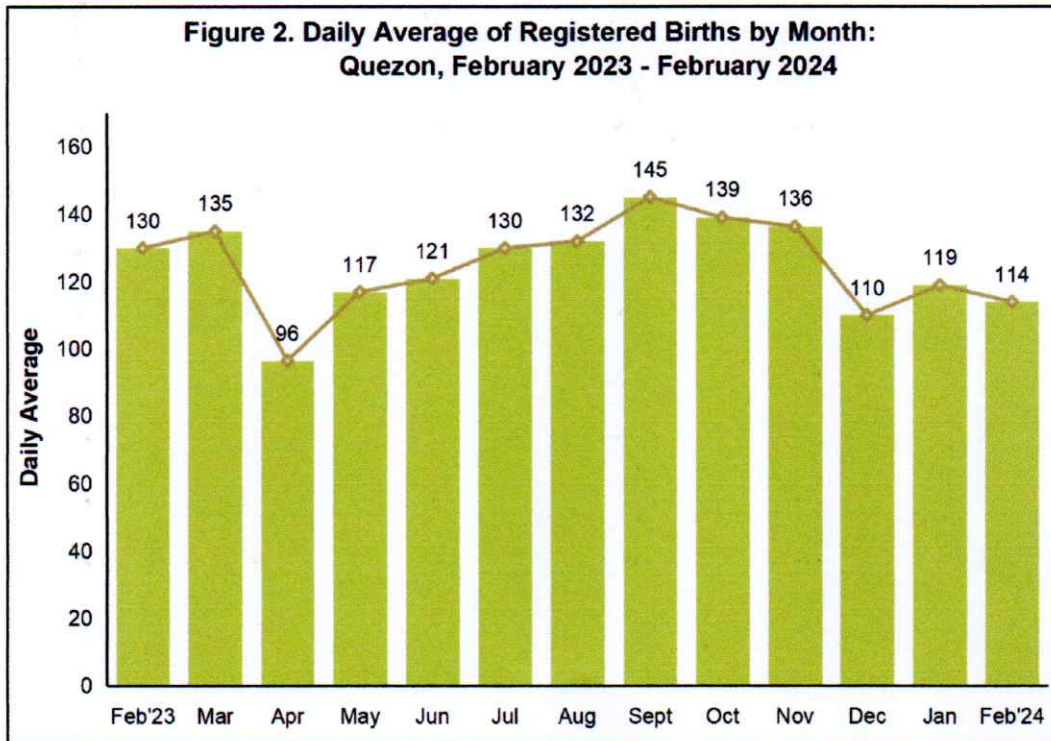
Number of Live births...

- A total of 3,301 live births were registered in the province in February 2024. It recorded a decrease of 10.4 percent from the January 2024 figure of 3,685.
- Of the total births registered, 49.9 percent were males and 50.1 percent were females. This resulted to a birth sex ratio of 100 males for every 100 females.



[Handwritten signature]

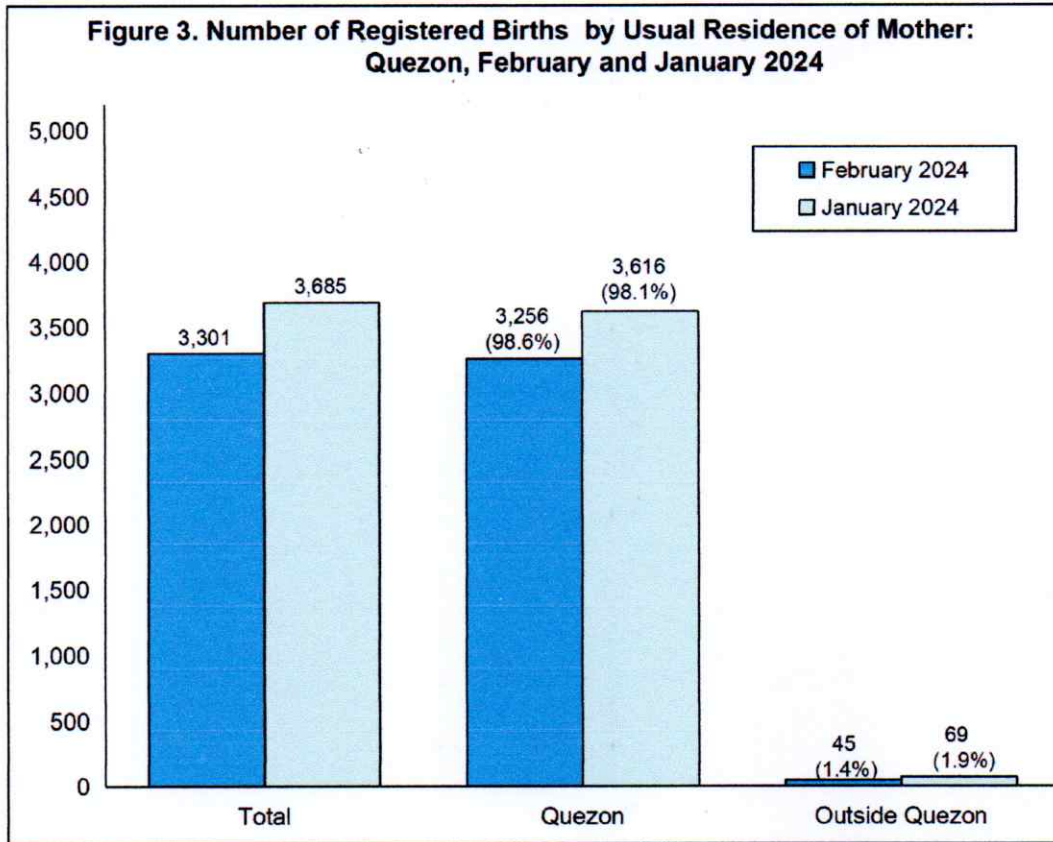
- The daily average of birth occurrences during the month was 114, lower than the recorded daily average of 119 in January 2024.
- Lucena City recorded the highest number of live births with a total of 973 or 29.5 percent of the total births registered in the province. It was followed by Lopez and Candelaria with 237 or 7.2 percent and 180 or 5.5 percent, respectively.
- The three (3) municipalities with the least number of registered births were Agdangan and Quezon (both with 2 or 0.06%) and Plaridel (3 or 0.09%).



Place of Occurrence and Usual Residence of Mother...

- Majority of the registered births were born to mothers whose usual residence is in Quezon province (3,256 or 98.6%).
- Only a small percentage of the birth occurrences (45 or 1.4%) were born to mothers whose usual residence is outside Quezon province.
- Eight (8) out of the 39 municipalities and 2 cities of Quezon province showed a positive difference in the number of births by place of occurrence and the usual place of residence of the mother. This implies that there were mothers who opted to give birth to places where there are available or better health care facilities and social services.
- The highest positive difference of 445 was reported in Lucena City. This may be attributed to higher number of hospitals and health care facilities located in the city.

- In contrast, the highest negative difference of 80 was observed in Sariaya. This may be explained by its proximity to Lucena City where there are more health care facilities.



TECHNICAL NOTES

Vital Registration is a continuous process. Hence there is a need to specify certain cut-off period for purposes of reporting. The Birth Statistics in Quezon presented in this report contains highlights and summary of statistical tables of births that occurred on or before February 2024 and registered within the said month. Events that occurred in February 2024 but were not registered during the month were not included in this publication. For this report, Vital Events Information (VEI) system was used in data encoding.

A. Pucyutan
AIRENE A. PUCYUTAN
 Chief Statistical Specialist
 PSA Quezon

[Signature]
 NDP/DOC/PTM

**Table 1. Number of Registered Live Births by City/Municipality
 and by Sex: Quezon, February and January 2024**

City / Municipality	February 2024			January 2024		
	Both Sexes	Male	Female	Both Sexes	Male	Female
QUEZON	3,301	1,648	1,653	3,685	1,843	1,842
Agdangan	2	1	1	1	0	1
Alabat	38	17	21	56	24	32
Atimonan	75	39	36	85	45	40
Buenavista	63	29	34	29	17	12
Burdeos	42	18	24	48	29	19
Calauag	36	19	17	41	20	21
Candelaria	180	87	93	240	120	120
Catanauan	109	58	51	121	63	58
Dolores	19	6	13	30	17	13
General Luna	21	8	13	28	9	19
General Nakar	17	7	10	23	11	12
Guinayangan	30	17	13	33	16	17
Gumaca	168	92	76	199	106	93
Infanta	167	80	87	165	78	87
Jomalig	9	6	3	12	4	8
Lopez	237	128	109	325	178	147
Lucban	28	12	16	44	25	19
Lucena City	973	490	483	1,008	511	497
Macalelon	10	7	3	23	14	9
Mauban	83	42	41	69	34	35
Mulanay	47	22	25	87	43	44
Padre Burgos	11	6	5	4	1	3
Pagbilao	59	30	29	47	20	27
Panukulan	25	10	15	5	4	1
Patnanungan	18	10	8	26	12	14
Perez	11	7	4	4	3	1
Pitogo	5	1	4	2	1	1
Plaridel	3	2	1	3	1	2
Polillo	68	40	28	54	30	24
Quezon	2	0	2	8	2	6
Real	44	32	12	73	33	40
Sampaloc	5	3	2	7	4	3
San Andres	44	17	27	60	27	33
San Antonio	21	6	15	19	9	10
San Francisco	172	85	87	131	66	65
San Narciso	90	47	43	125	64	61
Sariaya	108	45	63	156	69	87
Tagkawayan	58	24	34	72	33	39
City of Tayabas	100	51	49	121	56	65
Tiaong	74	35	39	71	30	41
Unisan	29	12	17	30	14	16

**Table 2. Number and Daily Average of Registered Births by Month:
Quezon, February 2023 - February 2024**

Month	Number	Daily Average
2023		
February	3,626	130
March	4,190	135
April	2,892	96
May	3,628	117
June	3,619	121
July	4,033	130
August	4,103	132
September	4,335	145
October	4,303	139
November	4,090	136
December	3,397	110
2024	3,397	110
January	3,685	119
February	3,301	114



Table 3. Number and Percent Distribution of Registered Births by Usual Residence of Mother: Quezon, February and January 2024

City/ Municipality	February 2024		January 2024	
	Number	Percent	Number	Percent
Total	3,301	100.0	3,685	100.0
Quezon	3,256	98.6	3,616	98.1
Outside Quezon	45	1.4	69	1.9
Agdangan	15	0.5	16	0.5
Alabat	20	0.6	32	1.0
Atimonan	92	2.8	95	2.9
Buenavista	91	2.8	55	1.7
Burdeos	47	1.4	53	1.6
Calauag	92	2.8	125	3.8
Candelaria	149	4.5	194	5.9
Catanauan	99	3.0	121	3.7
Dolores	24	0.7	38	1.2
General Luna	37	1.1	41	1.2
General Nakar	37	1.1	50	1.5
Guinayangan	43	1.3	57	1.7
Gumaca	91	2.8	112	3.4
Infanta	136	4.1	118	3.6
Jomalig	10	0.3	17	0.5
Lopez	137	4.2	174	5.3
Lucban	61	1.8	70	2.1
Lucena City	528	16.0	508	15.4
Macalelon	22	0.7	39	1.2
Mauban	100	3.0	100	3.0
Mulanay	76	2.3	119	3.6
Padre Burgos	22	0.7	26	0.8
Pagbilao	125	3.8	122	3.7
Panukulan	33	1.0	13	0.4
Patnanungan	21	0.6	27	0.8
Perez	31	0.9	29	0.9
Pitogo	28	0.8	25	0.8
Plaridel	9	0.3	21	0.6
Polillo	71	2.2	57	1.7
Quezon	16	0.5	27	0.8
Real	62	1.9	101	3.1
Sampaloc	10	0.3	12	0.4
San Andres	57	1.7	76	2.3
San Antonio	21	0.6	24	0.7
San Francisco	181	5.5	137	4.2
San Narciso	89	2.7	127	3.8
Sariaya	188	5.7	255	7.7
Tagkawayan	65	2.0	83	2.5
City of Tayabas	151	4.6	177	5.4
Tiaong	136	4.1	114	3.5
Unisan	33	1.0	29	0.9

Table 4. Number of Registered Live Births by Place of Occurrence and Usual Residence of Mother : Quezon, February 2024

City/ Municipality	Place of Occurrence	Usual Residence of Mother	Difference
Quezon	3,301	3,301	
Agdangan	2	15	-13
Alabat	38	20	18
Atimonan	75	92	-17
Buenavista	63	91	-28
Burdeos	42	47	-5
Calauag	36	92	-56
Candelaria	180	149	31
Catanauan	109	99	10
Dolores	19	24	-5
General Luna	21	37	-16
General Nakar	17	37	-20
Guinayangan	30	43	-13
Gumaca	168	91	77
Infanta	167	136	31
Jomalig	9	10	-1
Lopez	237	137	100
Lucban	28	61	-33
Lucena City	973	528	445
Macalelon	10	22	-12
Mauban	83	100	-17
Mulanay	47	76	-29
Padre Burgos	11	22	-11
Pagbilao	59	125	-66
Panukulan	25	33	-8
Patnanungan	18	21	-3
Perez	11	31	-20
Pitogo	5	28	-23
Plaridel	3	9	-6
Polillo	68	71	-3
Quezon	2	16	-14
Real	44	62	-18
Sampaloc	5	10	-5
San Andres	44	57	-13
San Antonio	21	21	0
San Francisco	172	181	-9
San Narciso	90	89	1
Sariaya	108	188	-80
Tagkawayan	58	65	-7
City of Tayabas	100	151	-51
Tiaong	74	136	-62
Unisan	29	33	-4
Outside Quezon	0	45	-45