

SPECIAL RELEASE

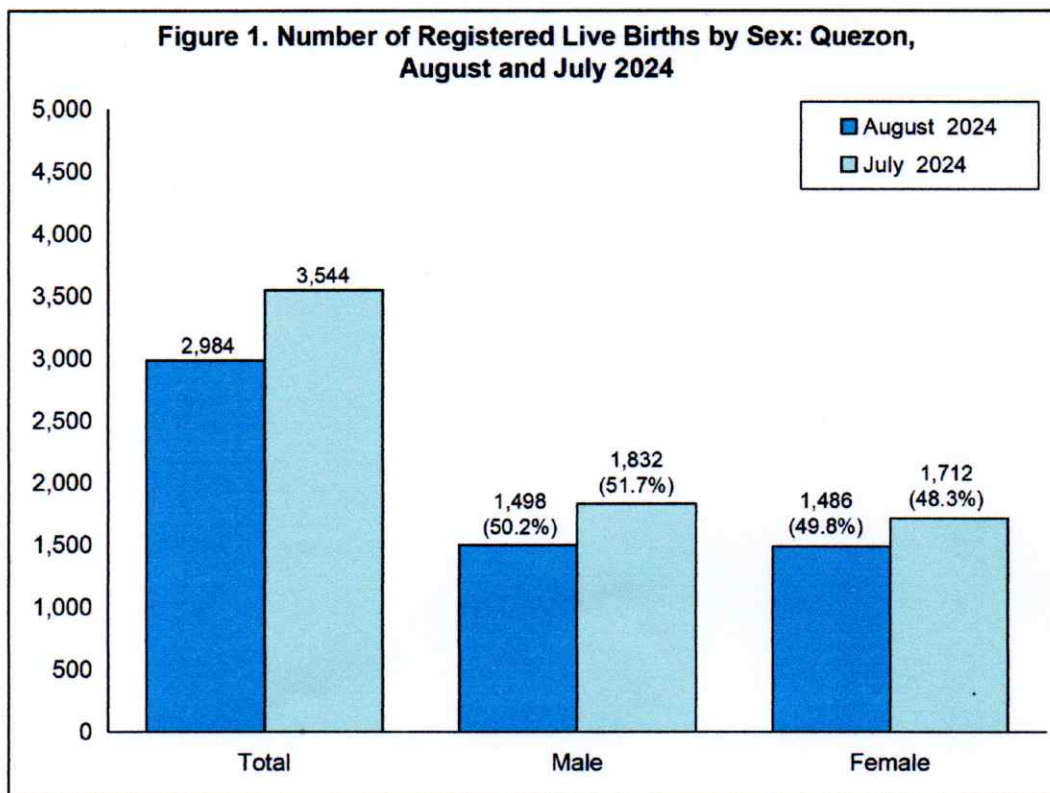
BIRTH STATISTICS IN QUEZON: August 2024 (Preliminary Results)

Date of Release: 30 January 2025
Reference No. 2025 - 018



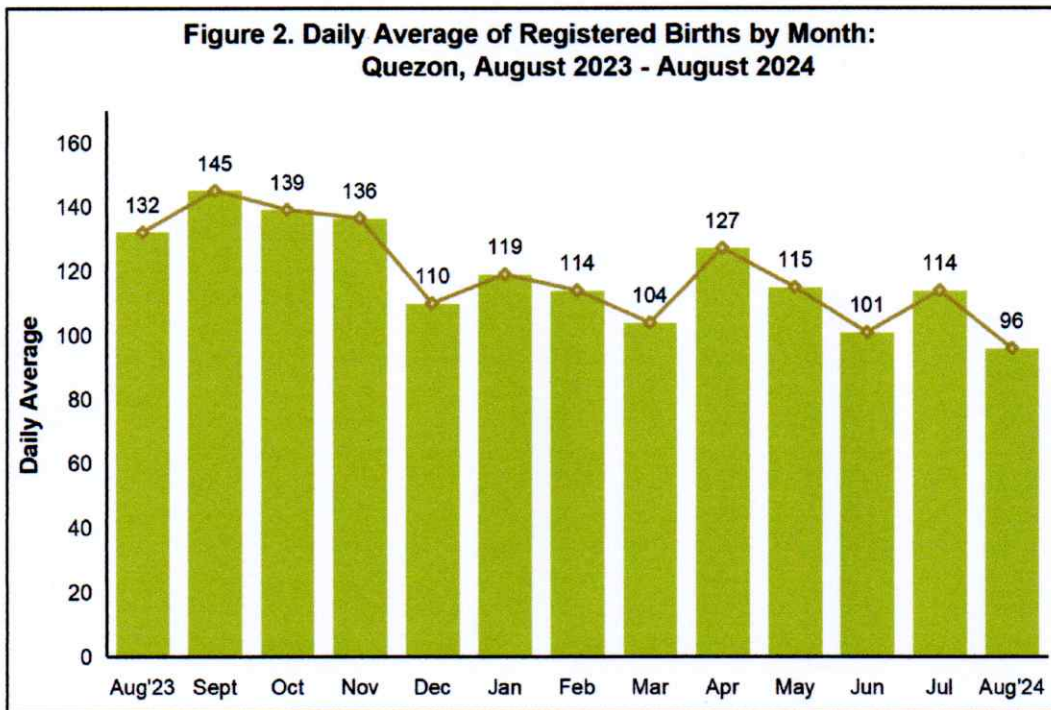
Number of Live births...

- A total of 2,984 live births were registered in the province in August 2024. It recorded a decrease of 15.8 percent from the July 2024 figure of 3,544.
- Of the total births registered, 50.2 percent were males and 49.8 percent were females. This resulted to a birth sex ratio of 101 males for every 100 females.



Ray

- The daily average of birth occurrences during the month was 96, lower than the recorded daily average of 114 in July 2024.
- Lucena City recorded the highest number of live births with a total of 888 or 29.8 percent of the total births registered in the province. It was followed by Lopez and Gumaca with 240 or 8.0 percent and 182 or 6.1 percent, respectively.
- The three (3) municipalities with the least number of registered births were Panukulan and Quezon (both with 2 or 0.07%), and Plaridel (1 or 0.03%).

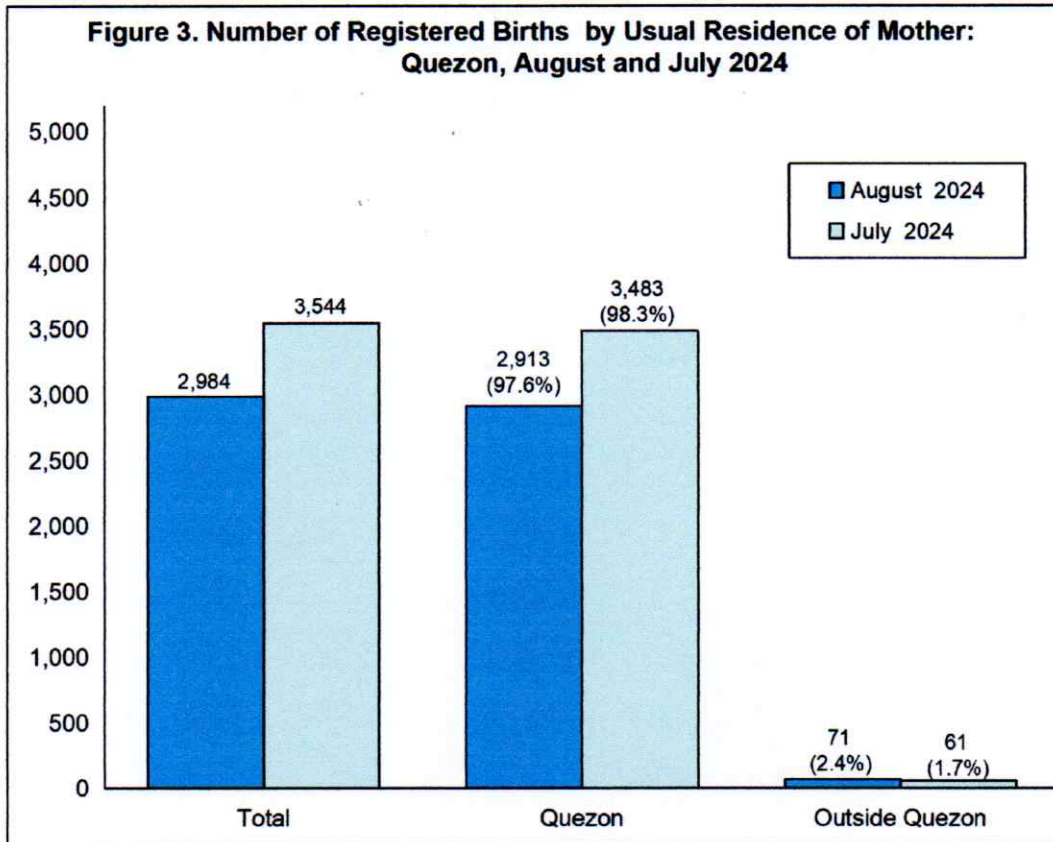


Place of Occurrence and Usual Residence of Mother...

- Majority of the registered births were born to mothers whose usual residence is in Quezon province (2,913 or 97.6%).
- Only a small percentage of the birth occurrences (71 or 2.4%) were born to mothers whose usual residence is outside Quezon province.
- Ten (10) out of the 39 municipalities and 2 cities of Quezon province showed a positive difference in the number of births by place of occurrence and the usual place of residence of the mother. This implies that there were mothers who opted to give birth to places where there are available or better health care facilities and social services.
- The highest positive difference of 454 was reported in Lucena City. This may be attributed to higher number of hospitals and health care facilities located in the city.

Signature

- In contrast, the highest negative difference of 83 was observed in Sariaya. This may be explained by its proximity to Lucena City where there are more health care facilities.



TECHNICAL NOTES

Vital Registration is a continuous process. Hence there is a need to specify certain cut-off period for purposes of reporting. The Birth Statistics in Quezon presented in this report contains highlights and summary of statistical tables of births that occurred on or before August 2024 and registered within the said month. Events that occurred in August 2024 but were not registered during the month were not included in this publication. For this report, Vital Events Information (VEI) system was used in data encoding.

Airene A. Pucyutan
AIRENE A. PUCYUTAN
Chief Statistical Specialist
PSA Quezon

[Signature]
NDP/DCS/PHYM

Table 1. Number of Registered Live Births by City/Municipality and by Sex: Quezon, August and July 2024

City / Municipality	August 2024			July 2024		
	Both Sexes	Male	Female	Both Sexes	Male	Female
QUEZON	2,984	1,498	1,486	3,544	1,832	1,712
Agdangan	5	3	2	3	2	1
Alabat	41	20	21	46	25	21
Atimonan	70	33	37	85	48	37
Buenavista	29	16	13	40	15	25
Burdeos	23	12	11	60	26	34
Calauag	41	23	18	46	23	23
Candelaria	170	80	90	240	136	104
Catanauan	113	62	51	137	76	61
Dolores	19	11	8	25	18	7
General Luna	22	8	14	30	15	15
General Nakar	43	22	21	57	26	31
Guinayangan	28	13	15	47	22	25
Gumaca	182	97	85	169	93	76
Infanta	117	54	63	159	86	73
Jomalig	16	8	8	15	10	5
Lopez	240	115	125	225	116	109
Lucban	31	20	11	25	15	10
Lucena City	888	446	442	1,001	537	464
Macalelon	12	8	4	9	5	4
Mauban	55	28	27	55	23	32
Mulanay	36	19	17	45	22	23
Padre Burgos	12	5	7	13	4	9
Pagbilao	41	15	26	48	21	27
Panukulan	2	2	0	3	2	1
Patnanungan	14	9	5	16	8	8
Perez	5	4	1	12	6	6
Pitogo	3	0	3	5	2	3
Plaridel	1	0	1	1	0	1
Polillo	43	23	20	54	19	35
Quezon	2	1	1	8	4	4
Real	43	26	17	63	32	31
Sampaloc	9	2	7	7	5	2
San Andres	35	18	17	71	34	37
San Antonio	29	16	13	36	24	12
San Francisco	87	44	43	156	75	81
San Narciso	92	49	43	126	65	61
Sariaya	170	82	88	166	76	90
Tagkawayan	37	19	18	69	40	29
City of Tayabas	86	40	46	78	30	48
Tiaong	69	29	40	64	28	36
Unisan	23	16	7	29	18	11

**Table 2. Number and Daily Average of Registered Births by Month:
Quezon, August 2023 - August 2024**

Month	Number	Daily Average
2023		
August	4,103	132
September	4,335	145
October	4,303	139
November	4,090	136
December	3,397	110
2024		
January	3,685	119
February	3,301	114
March	3,214	104
April	3,813	127
May	3,572	115
June	3,021	101
July	3,544	114
August	2,984	96

Table 3. Number and Percent Distribution of Registered Births by Usual Residence of Mother: Quezon, August and July 2024

City/ Municipality	August 2024		July 2024	
	Number	Percent	Number	Percent
Total	2,984	100.0	3,544	100.0
Quezon	2,913	97.6	3,483	98.3
Outside Quezon	71	2.4	61	1.7
Agdangan	13	0.4	13	0.4
Alabat	17	0.6	17	0.5
Atimonan	93	3.1	99	2.8
Buenavista	60	2.0	63	1.8
Burdeos	36	1.2	78	2.2
Calauag	93	3.1	111	3.1
Candelaria	145	4.9	209	5.9
Catanauan	111	3.7	119	3.4
Dolores	23	0.8	28	0.8
General Luna	32	1.1	46	1.3
General Nakar	64	2.1	92	2.6
Guinayangan	42	1.4	62	1.7
Gumaca	92	3.1	91	2.6
Infanta	87	2.9	112	3.2
Jomalig	19	0.6	20	0.6
Lopez	123	4.1	103	2.9
Lucban	59	2.0	60	1.7
Lucena City	434	14.5	515	14.5
Macalelon	26	0.9	21	0.6
Mauban	85	2.8	97	2.7
Mulanay	72	2.4	79	2.2
Padre Burgos	27	0.9	23	0.6
Pagbilao	111	3.7	134	3.8
Panukulan	8	0.3	10	0.3
Patnanungan	16	0.5	17	0.5
Perez	25	0.8	37	1.0
Pitogo	28	0.9	35	1.0
Plaridel	5	0.2	18	0.5
Polillo	38	1.3	40	1.1
Quezon	25	0.8	23	0.6
Real	53	1.8	83	2.3
Sampaloc	16	0.5	12	0.3
San Andres	48	1.6	99	2.8
San Antonio	36	1.2	39	1.1
San Francisco	94	3.2	162	4.6
San Narciso	89	3.0	114	3.2
Sariaya	253	8.5	243	6.9
Tagkawayan	36	1.2	78	2.2
City of Tayabas	143	4.8	136	3.8
Tiaong	108	3.6	119	3.4
Unisan	28	0.9	26	0.9

Table 4. Number of Registered Live Births by Place of Occurrence and Usual Residence of Mother : Quezon, August 2024

City/ Municipality	Place of Occurrence	Usual Residence of Mother	Difference
Quezon	2,984	2,984	
Agdangan	5	13	-8
Alabat	41	17	24
Atimonan	70	93	-23
Buenavista	29	60	-31
Burdeos	23	36	-13
Calauag	41	93	-52
Candelaria	170	145	25
Catanauan	113	111	2
Dolores	19	23	-4
General Luna	22	32	-10
General Nakar	43	64	-21
Guinayangan	28	42	-14
Gumaca	182	92	90
Infanta	117	87	30
Jomalig	16	19	-3
Lopez	240	123	117
Lucban	31	59	-28
Lucena City	888	434	454
Macalelon	12	26	-14
Mauban	55	85	-30
Mulanay	36	72	-36
Padre Burgos	12	27	-15
Pagbilao	41	111	-70
Panukulan	2	8	-6
Patnanungan	14	16	-2
Perez	5	25	-20
Pitogo	3	28	-25
Plaridel	1	5	-4
Polillo	43	38	5
Quezon	2	25	-23
Real	43	53	-10
Sampaloc	9	16	-7
San Andres	35	48	-13
San Antonio	29	36	-7
San Francisco	87	94	-7
San Narciso	92	89	3
Sariaya	170	253	-83
Tagkawayan	37	36	1
City of Tayabas	86	143	-57
Tiaong	69	108	-39
Unisan	23	28	-5
Outside Quezon	0	71	-71