

SPECIAL RELEASE

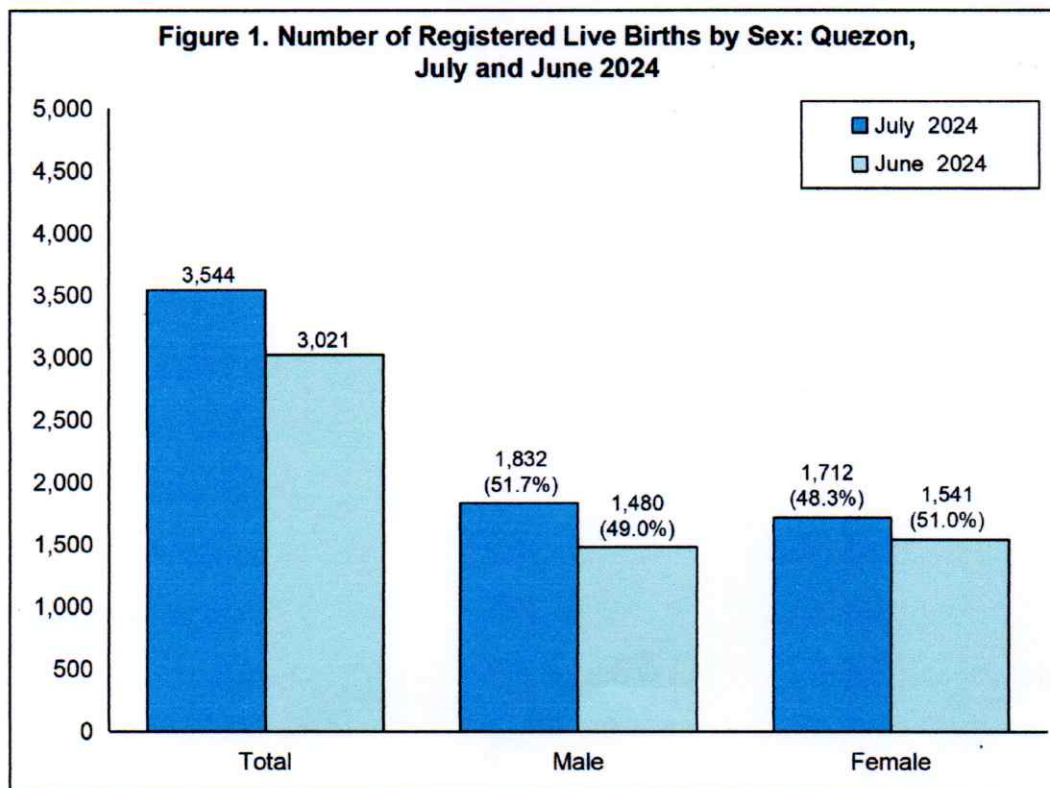
BIRTH STATISTICS IN QUEZON: July 2024 (Preliminary Results)

Date of Release: 30 January 2025
Reference No. 2025 - 017



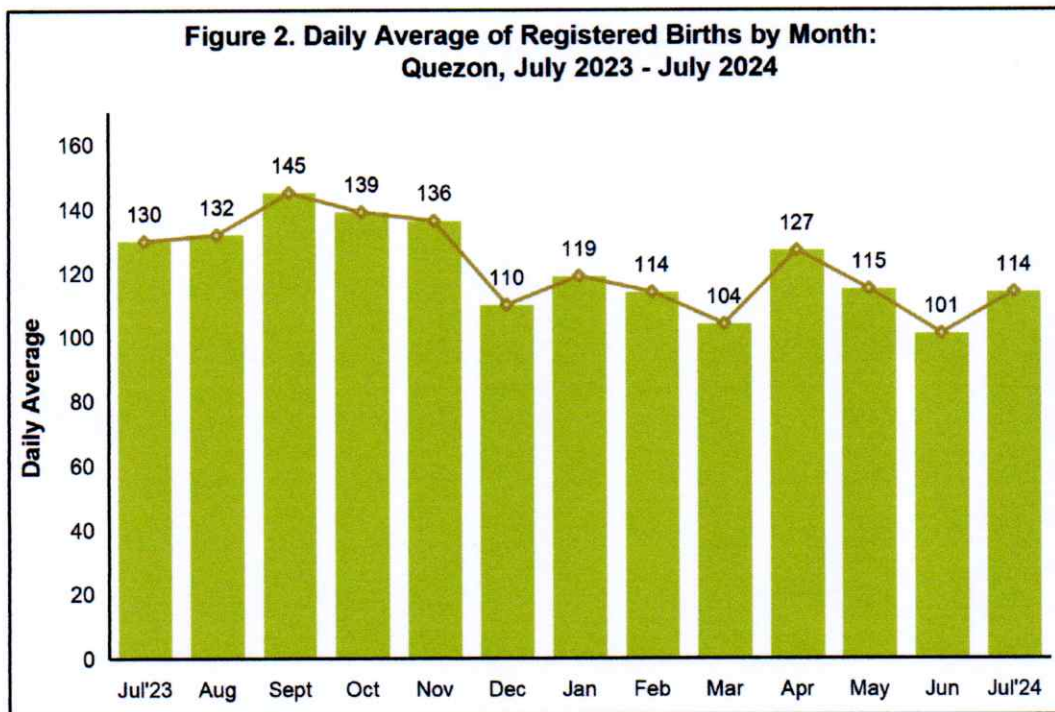
Number of Live births...

- A total of 3,544 live births were registered in the province in July 2024. It recorded an increase of 17.3 percent from the June 2024 figure of 3,021.
- Of the total births registered, 51.7 percent were males and 48.3 percent were females. This resulted to a birth sex ratio of 107 males for every 100 females.



Handwritten signature

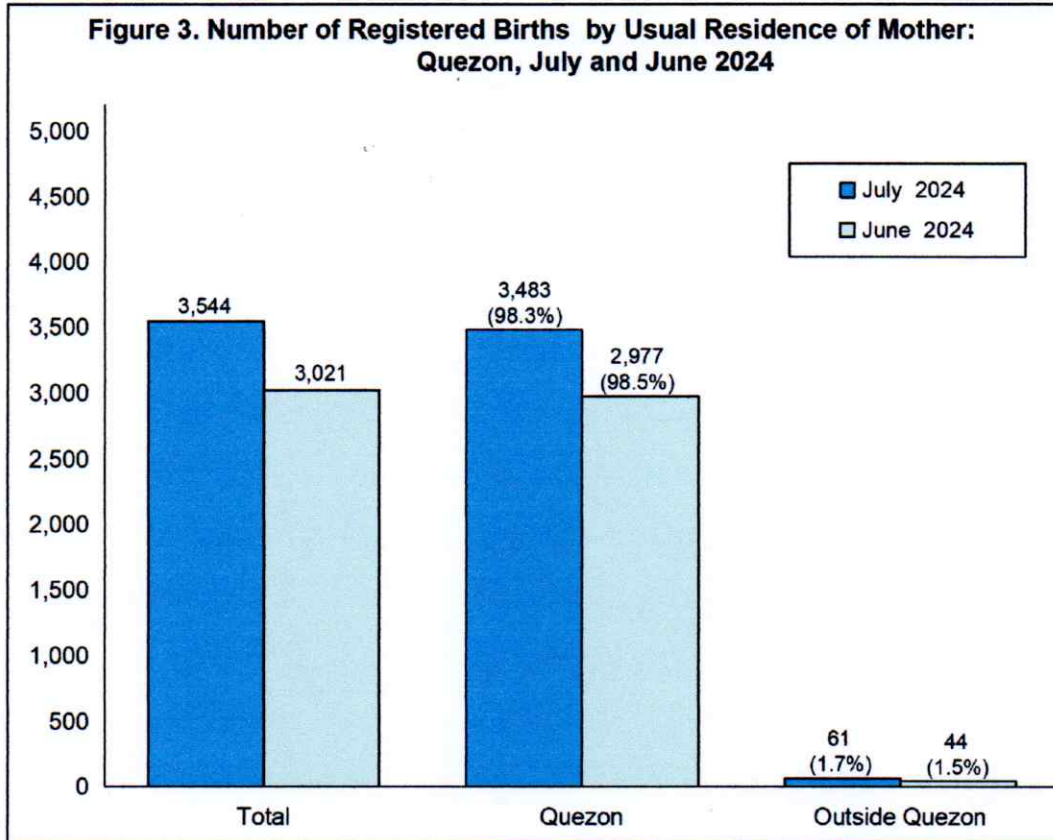
- The daily average of birth occurrences during the month was 114, higher than the recorded daily average of 101 in June 2024.
- Lucena City recorded the highest number of live births with a total of 1,001 or 28.2 percent of the total births registered in the province. It was followed by Candelaria and Lopez with 240 or 6.8 percent and 225 or 6.3 percent, respectively.
- The three (3) municipalities with the least number of registered births were Agdangan and Panukulan (both with 3 or 0.08%), and Plaridel (1 or 0.03%).



Place of Occurrence and Usual Residence of Mother...


- Majority of the registered births were born to mothers whose usual residence is in Quezon province (3,483 or 98.3%).
- Only a small percentage of the birth occurrences (61 or 1.7%) were born to mothers whose usual residence is outside Quezon province.
- Ten (10) out of the 39 municipalities and 2 cities of Quezon province showed a positive difference in the number of births by place of occurrence and the usual place of residence of the mother. This implies that there were mothers who opted to give birth to places where there are available or better health care facilities and social services.
- The highest positive difference of 486 was reported in Lucena City. This may be attributed to higher number of hospitals and health care facilities located in the city.


- In contrast, the highest negative difference of 86 was observed in Pagbilao. This may be explained by its proximity to Lucena City where there are more health care facilities.



TECHNICAL NOTES

Vital Registration is a continuous process. Hence there is a need to specify certain cut-off period for purposes of reporting. The Birth Statistics in Quezon presented in this report contains highlights and summary of statistical tables of births that occurred on or before July 2024 and registered within the said month. Events that occurred in July 2024 but were not registered during the month were not included in this publication. For this report, Vital Events Information (VEI) system was used in data encoding.


AIRENE A. PUCYUTAN
Chief Statistical Specialist
PSA Quezon.


NDP/OC/FFVM

**Table 1. Number of Registered Live Births by City/Municipality
and by Sex: Quezon, July and June 2024**

City / Municipality	July 2024			June 2024		
	Both Sexes	Male	Female	Both Sexes	Male	Female
QUEZON	3,544	1,832	1,712	3,021	1,480	1,541
Agdangan	3	2	1	5	0	5
Alabat	46	25	21	38	22	16
Atimonan	85	48	37	71	31	40
Buenavista	40	15	25	23	12	11
Burdeos	60	26	34	41	19	22
Calauag	46	23	23	52	21	31
Candelaria	240	136	104	194	100	94
Catanauan	137	76	61	92	40	52
Dolores	25	18	7	15	3	12
General Luna	30	15	15	23	10	13
General Nakar	57	26	31	64	33	31
Guinayangan	47	22	25	23	9	14
Gumaca	169	93	76	149	74	75
Infanta	159	86	73	143	73	70
Jomalig	15	10	5	15	6	9
Lopez	225	116	109	214	115	99
Lucban	25	15	10	28	16	12
Lucena City	1,001	537	464	809	386	423
Macalelon	9	5	4	6	5	1
Mauban	55	23	32	68	43	25
Mulanay	45	22	23	29	16	13
Padre Burgos	13	4	9	13	6	7
Pagbilao	48	21	27	58	17	41
Panukulan	3	2	1	26	12	14
Patnanungan	16	8	8	29	15	14
Perez	12	6	6	8	4	4
Pitogo	5	2	3	1	0	1
Plaridel	1	0	1	0	0	0
Polillo	54	19	35	44	25	19
Quezon	8	4	4	3	2	1
Real	63	32	31	39	18	21
Sampaloc	7	5	2	8	5	3
San Andres	71	34	37	54	29	25
San Antonio	36	24	12	35	21	14
San Francisco	156	75	81	142	71	71
San Narciso	126	65	61	100	39	61
Sariaya	166	76	90	117	60	57
Tagkawayan	69	40	29	65	33	32
City of Tayabas	78	30	48	83	43	40
Tiaong	64	28	36	60	30	30
Unisan	29	18	11	34	16	18

**Table 2. Number and Daily Average of Registered Births by Month:
Quezon, July 2023 - July 2024**

Month	Number	Daily Average
2023		
July	4,033	130
August	4,103	132
September	4,335	145
October	4,303	139
November	4,090	136
December	3,397	110
2024		
January	3,685	119
February	3,301	114
March	3,214	104
April	3,813	127
May	3,572	115
June	3,021	101
July	3,544	114

Table 3. Number and Percent Distribution of Registered Births by Usual Residence of Mother: Quezon, July and June 2024

City/ Municipality	July 2024		June 2024	
	Number	Percent	Number	Percent
Total	3,544	100.0	3,021	100.0
Quezon	3,483	98.3	2,977	98.5
Outside Quezon	61	1.7	44	1.5
Agdangan	13	0.4	15	0.5
Alabat	17	0.5	14	0.5
Atimonan	99	2.8	87	2.9
Buenavista	63	1.8	41	1.4
Burdeos	78	2.2	50	1.7
Calauag	111	3.1	106	3.5
Candelaria	209	5.9	163	5.4
Catanauan	119	3.4	85	2.8
Dolores	28	0.8	18	0.6
General Luna	46	1.3	33	1.1
General Nakar	92	2.6	86	2.8
Guinayangan	62	1.7	43	1.4
Gumaca	91	2.6	96	3.2
Infanta	112	3.2	104	3.4
Jomalig	20	0.6	14	0.5
Lopez	103	2.9	104	3.4
Lucban	60	1.7	59	2.0
Lucena City	515	14.5	396	13.1
Macalelon	21	0.6	20	0.7
Mauban	97	2.7	82	2.7
Mulanay	79	2.2	53	1.8
Padre Burgos	23	0.6	36	1.2
Pagbilao	134	3.8	122	4.0
Panukulan	10	0.3	32	1.1
Patnanungan	17	0.5	31	1.0
Perez	37	1.0	29	1.0
Pitogo	35	1.0	14	0.5
Plaridel	18	0.5	5	0.2
Polillo	40	1.1	44	1.5
Quezon	23	0.6	18	0.6
Real	83	2.3	60	2.0
Sampaloc	12	0.3	20	0.7
San Andres	99	2.8	73	2.4
San Antonio	39	1.1	39	1.3
San Francisco	162	4.6	151	5.0
San Narciso	114	3.2	93	3.1
Sariaya	243	6.9	210	7.0
Tagkawayan	78	2.2	68	2.3
City of Tayabas	136	3.8	130	4.3
Tiaong	119	3.4	105	3.5
Unisan	26	0.7	28	0.8

Table 4. Number of Registered Live Births by Place of Occurrence and Usual Residence of Mother : Quezon, July 2024

City/ Municipality	Place of Occurrence	Usual Residence of Mother	Difference
Quezon	3,544	3,544	
Agdangan	3	13	-10
Alabat	46	17	29
Atimonan	85	99	-14
Buenavista	40	63	-23
Burdeos	60	78	-18
Calauag	46	111	-65
Candelaria	240	209	31
Catanauan	137	119	18
Dolores	25	28	-3
General Luna	30	46	-16
General Nakar	57	92	-35
Guinayangan	47	62	-15
Gumaca	169	91	78
Infanta	159	112	47
Jomalig	15	20	-5
Lopez	225	103	122
Lucban	25	60	-35
Lucena City	1,001	515	486
Macalelon	9	21	-12
Mauban	55	97	-42
Mulanay	45	79	-34
Padre Burgos	13	23	-10
Pagbilao	48	134	-86
Panukulan	3	10	-7
Patnanungan	16	17	-1
Perez	12	37	-25
Pitogo	5	35	-30
Plaridel	1	18	-17
Polillo	54	40	14
Quezon	8	23	-15
Real	63	83	-20
Sampaloc	7	12	-5
San Andres	71	99	-28
San Antonio	36	39	-3
San Francisco	156	162	-6
San Narciso	126	114	12
Sariaya	166	243	-77
Tagkawayan	69	78	-9
City of Tayabas	78	136	-58
Tiaong	64	119	-55
Unisan	29	26	3
Outside Quezon	0	61	-61