

SPECIAL RELEASE

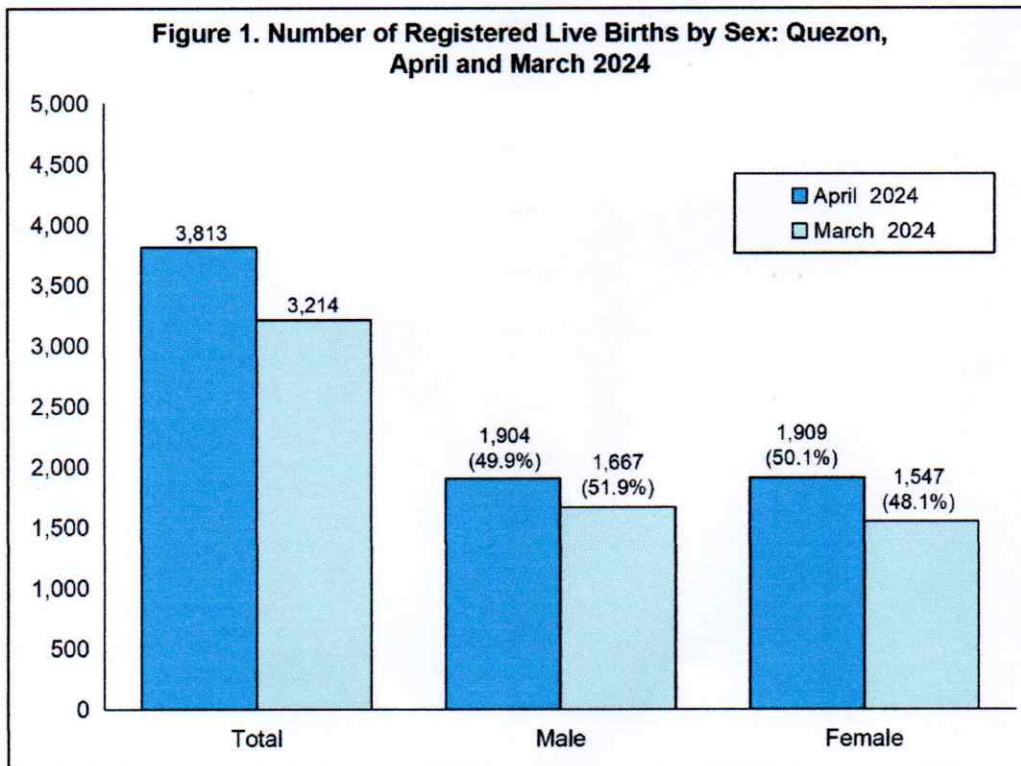
BIRTH STATISTICS IN QUEZON: April 2024 (Preliminary Results)

Date of Release: 9 January 2025
Reference No. 2025 - 005



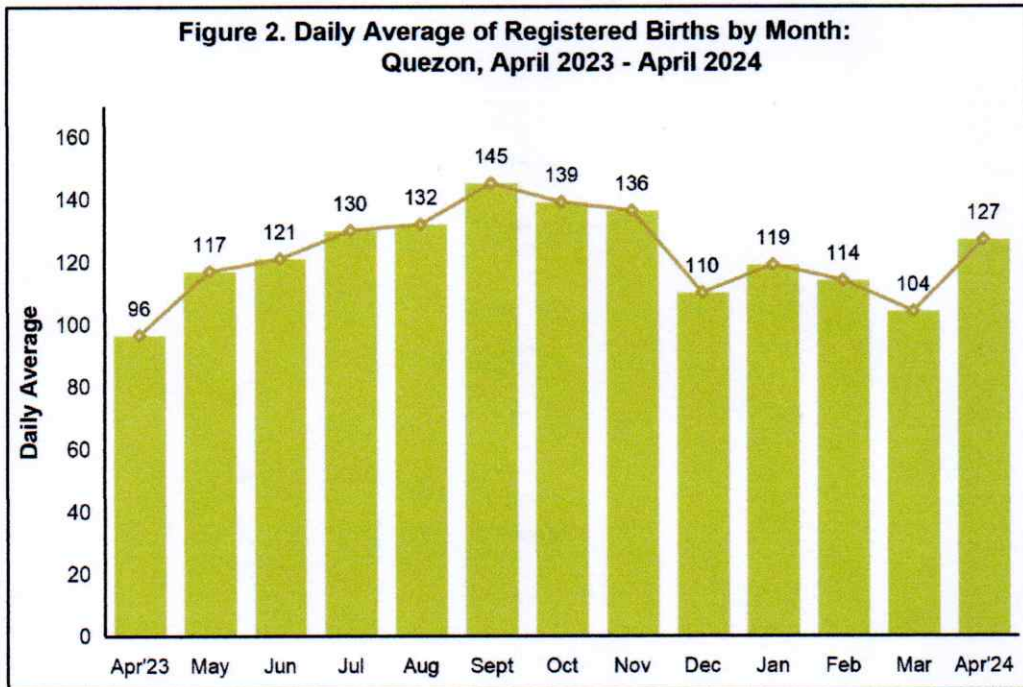
Number of Live births...

- A total of 3,813 live births were registered in the province in April 2024. It recorded an increase of 18.6 percent from the March 2024 figure of 3,214.
- Of the total births registered, 49.9 percent were males and 50.1 percent were females. This resulted to a birth sex ratio of 100 males for every 100 females.



Handwritten signature

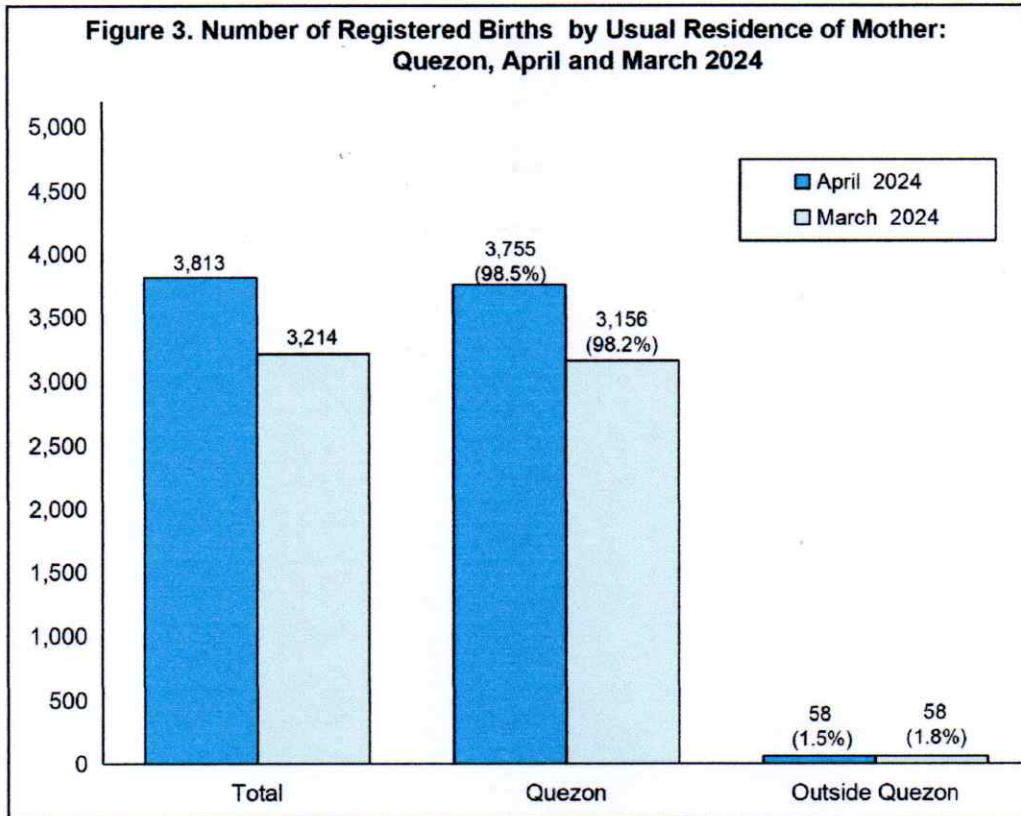
- The daily average of birth occurrences during the month was 127, higher than the recorded daily average of 104 in March 2024.
- Lucena City recorded the highest number of live births with a total of 986 or 25.9 percent of the total births registered in the province. It was followed by Lopez and Candelaria with 257 or 6.7 percent and 218 or 5.7 percent, respectively.
- The three (3) municipalities with the least number of registered births were Agdangan and Perez (both with 5 or 0.13%) and Quezon (2 or 0.05%).
- No birth was recorded in the municipality of Plaridel in April 2024.



Place of Occurrence and Usual Residence of Mother...


- Majority of the registered births were born to mothers whose usual residence is in Quezon province (3,755 or 98.5%).
- Only a small percentage of the birth occurrences (58 or 1.5%) were born to mothers whose usual residence is outside Quezon province.
- Nine (9) out of the 39 municipalities and 2 cities of Quezon province showed a positive difference in the number of births by place of occurrence and the usual place of residence of the mother. This implies that there were mothers who opted to give birth to places where there are available or better health care facilities and social services.
- The highest positive difference of 459 was reported in Lucena City. This may be attributed to higher number of hospitals and health care facilities located in the city.

- In contrast, the highest negative difference of 85 was observed in Sariaya. This may be explained by its proximity to Lucena City where there are more health care facilities.



TECHNICAL NOTES

Vital Registration is a continuous process. Hence there is a need to specify certain cut-off period for purposes of reporting. The Birth Statistics in Quezon presented in this report contains highlights and summary of statistical tables of births that occurred on or before April 2024 and registered within the said month. Events that occurred in April 2024 but were not registered during the month were not included in this publication. For this report, Vital Events Information (VEI) system was used in data encoding.


AIRENE A. PUCYUTAN
Chief Statistical Specialist
PSA Quezon


NDPI/DC/FRM



Table 1. Number of Registered Live Births by City/Municipality and by Sex: Quezon, April and March 2024

City / Municipality	April 2024			March 2024		
	Both Sexes	Male	Female	Both Sexes	Male	Female
QUEZON	3,813	1,904	1,909	3,214	1,667	1,547
Agdangan	5	3	2	9	3	6
Alabat	48	18	30	37	16	21
Atimonan	97	42	55	61	34	27
Buenavista	39	19	20	41	26	15
Burdeos	50	31	19	38	20	18
Calauag	118	55	63	38	18	20
Candelaria	218	113	105	167	100	67
Catanauan	130	67	63	90	47	43
Dolores	21	3	18	16	10	6
General Luna	28	15	13	25	16	9
General Nakar	29	16	13	42	20	22
Guinayangan	35	17	18	23	10	13
Gumaca	193	100	93	138	78	60
Infanta	166	86	80	114	55	59
Jomalig	18	4	14	14	4	10
Lopez	257	141	116	198	107	91
Lucban	39	26	13	22	11	11
Lucena City	986	509	477	743	387	356
Macalelon	25	10	15	26	10	16
Mauban	113	59	54	165	79	86
Mulanay	65	33	32	51	31	20
Padre Burgos	18	7	11	19	10	9
Pagbilao	56	32	24	56	30	26
Panukulan	16	6	10	40	21	19
Patnanungan	30	18	12	43	18	25
Perez	5	3	2	4	2	2
Pitogo	7	4	3	5	3	2
Plaridel	0	0	0	0	0	0
Polillo	56	21	35	56	29	27
Quezon	2	1	1	8	1	7
Real	44	23	21	40	24	16
Sampaloc	10	2	8	4	1	3
San Andres	56	17	39	42	23	19
San Antonio	26	18	8	25	14	11
San Francisco	125	63	62	230	128	102
San Narciso	184	93	91	155	79	76
Sariaya	143	64	79	90	40	50
Tagkawayan	81	42	39	65	40	25
City of Tayabas	144	65	79	105	46	59
Tiaong	97	50	47	131	60	71
Unisan	33	8	25	38	16	22

**Table 2. Number and Daily Average of Registered Births by Month:
Quezon, April 2023 - April 2024**

Month	Number	Daily Average
2023		
April	2,892	96
May	3,628	117
June	3,619	121
July	4,033	130
August	4,103	132
September	4,335	145
October	4,303	139
November	4,090	136
December	3,397	110
2024	3,397	110
January	3,685	119
February	3,301	114
March	3,214	104
April	3,813	127

Table 3. Number and Percent Distribution of Registered Births by Usual Residence of Mother: Quezon, April and March 2024

City/ Municipality	April 2024		March 2024	
	Number	Percent	Number	Percent
Total	3,813	100.0	3,214	100.0
Quezon	3,755	98.5	3,156	98.2
Outside Quezon	58	1.5	58	1.8
Agdangan	15	0.4	22	0.7
Alabat	20	0.5	18	0.6
Atimonan	115	3.0	75	2.3
Buenavista	65	1.7	65	2.0
Burdeos	58	1.5	44	1.4
Calauag	183	4.8	95	3.0
Candelaria	174	4.6	135	4.2
Catanauan	118	3.1	81	2.5
Dolores	27	0.7	16	0.5
General Luna	41	1.1	37	1.2
General Nakar	45	1.2	63	2.0
Guinayangan	55	1.4	37	1.2
Gumaca	105	2.8	75	2.3
Infanta	136	3.6	87	2.7
Jomalig	18	0.5	14	0.4
Lopez	125	3.3	99	3.1
Lucban	65	1.7	33	1.0
Lucena City	527	13.8	393	12.2
Macalelon	43	1.1	35	1.1
Mauban	138	3.6	189	5.9
Mulanay	101	2.6	72	2.2
Padre Burgos	33	0.9	34	1.1
Pagbilao	120	3.1	114	3.5
Panukulan	23	0.6	46	1.4
Patnanungan	32	0.8	46	1.4
Perez	30	0.8	23	0.7
Pitogo	37	1.0	21	0.7
Plaridel	16	0.4	9	0.3
Polillo	51	1.3	54	1.7
Quezon	18	0.5	21	0.7
Real	69	1.8	57	1.8
Sampaloc	13	0.3	7	0.2
San Andres	75	2.0	58	1.8
San Antonio	38	1.0	23	0.7
San Francisco	134	3.5	233	7.2
San Narciso	178	4.7	148	4.6
Sariaya	228	6.0	155	4.8
Tagkawayan	90	2.4	74	2.3
City of Tayabas	209	5.5	139	4.3
Tiaong	153	4.0	173	5.4
Unisan	34	0.9	36	1.1

Table 4. Number of Registered Live Births by Place of Occurrence and Usual Residence of Mother : Quezon, April 2024

City/ Municipality	Place of Occurrence	Usual Residence of Mother	Difference
Quezon	3,813	3,813	
Agdangan	5	15	-10
Alabat	48	20	28
Atimonan	97	115	-18
Buenavista	39	65	-26
Burdeos	50	58	-8
Calauag	118	183	-65
Candelaria	218	174	44
Catanauan	130	118	12
Dolores	21	27	-6
General Luna	28	41	-13
General Nakar	29	45	-16
Guinayangan	35	55	-20
Gumaca	193	105	88
Infanta	166	136	30
Jomalig	18	18	0
Lopez	257	125	132
Lucban	39	65	-26
Lucena City	986	527	459
Macalelon	25	43	-18
Mauban	113	138	-25
Mulanay	65	101	-36
Padre Burgos	18	33	-15
Pagbilao	56	120	-64
Panukulan	16	23	-7
Patnanungan	30	32	-2
Perez	5	30	-25
Pitogo	7	37	-30
Plaridel	0	16	-16
Polillo	56	51	5
Quezon	2	18	-16
Real	44	69	-25
Sampaloc	10	13	-3
San Andres	56	75	-19
San Antonio	26	38	-12
San Francisco	125	134	-9
San Narciso	184	178	6
Sariaya	143	228	-85
Tagkawayan	81	90	-9
City of Tayabas	144	209	-65
Tiaong	97	153	-56
Unisan	33	34	-1
Outside Quezon	0	58	-58