

SPECIAL RELEASE

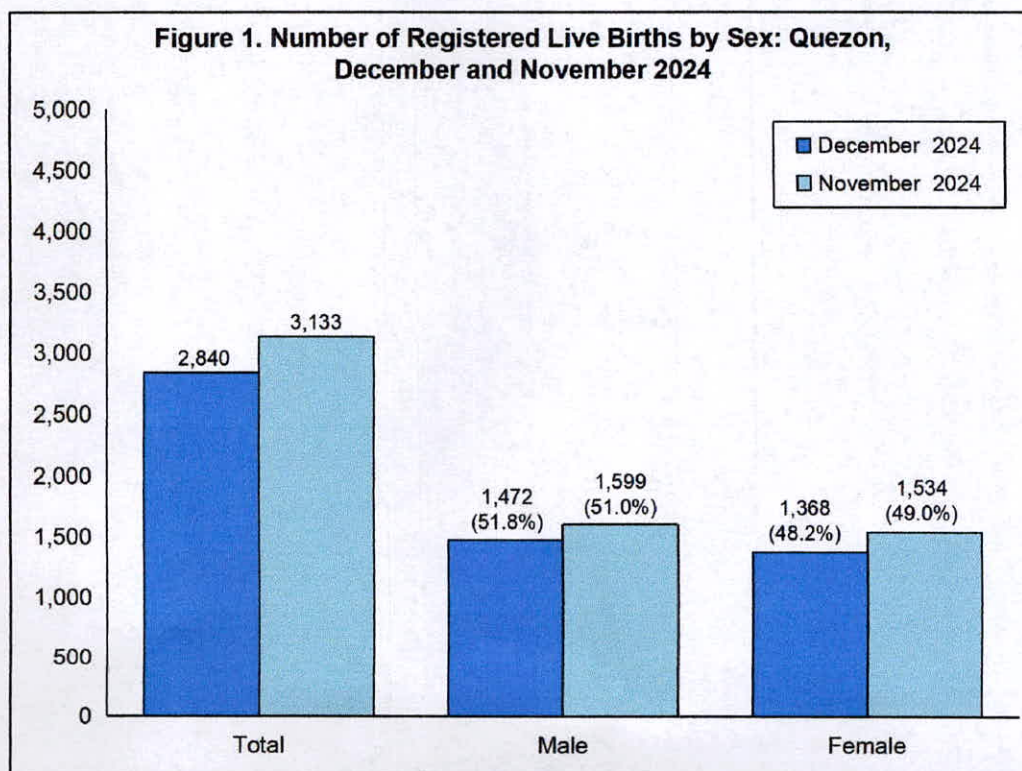
BIRTH STATISTICS IN QUEZON: December 2024 (Preliminary Results)

Date of Release: 21 February 2025
Reference No. 2025 - 072



Number of Live births...

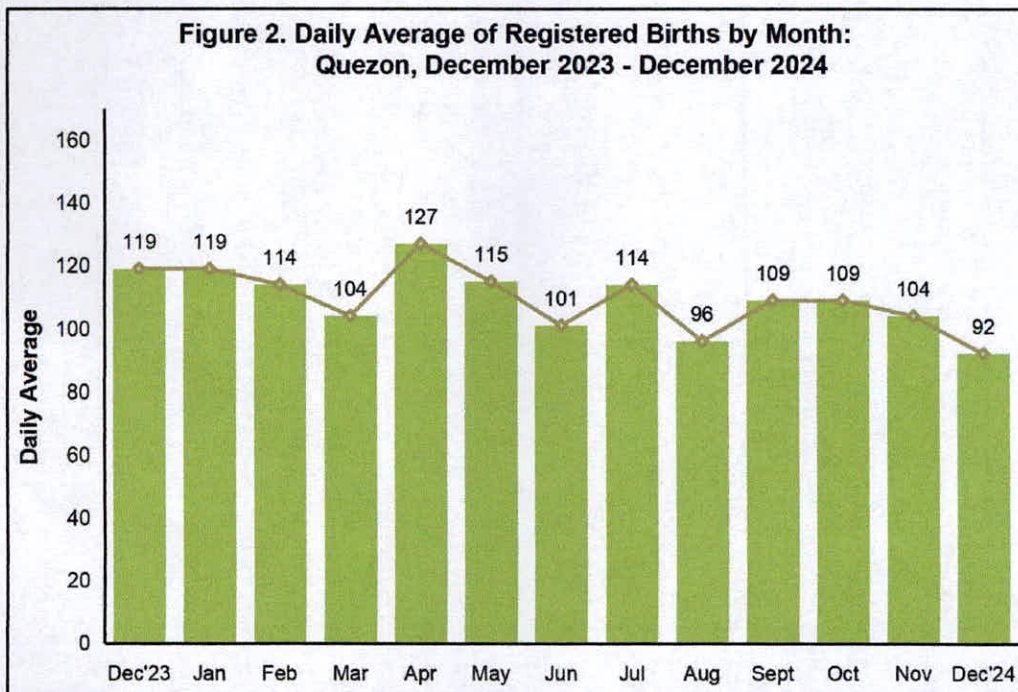
- A total of 2,840 live births were registered in the province in December 2024. It recorded a decrease of 9.4 percent from the November 2024 figure of 3,133.
- Of the total births registered, 51.8 percent were males and 48.2 percent were females. This resulted to a birth sex ratio of 108 males for every 100 females.



huf



- The daily average of birth occurrences during the month was 92, lower than the recorded daily average of 104 in November 2024.
- Lucena City recorded the highest number of live births with a total of 726 or 25.6 percent of the total births registered in the province. It was followed by Lopez and Candelaria with 256 or 9.0 percent and 210 or 7.4 percent, respectively.
- The four (4) municipalities with the least number of registered births were Jomalig and Perez (both with 2 or 0.07%), Pitogo and Plaridel (with 1 or 0.04%).
- No birth was registered in the municipality of Quezon in December 2024.

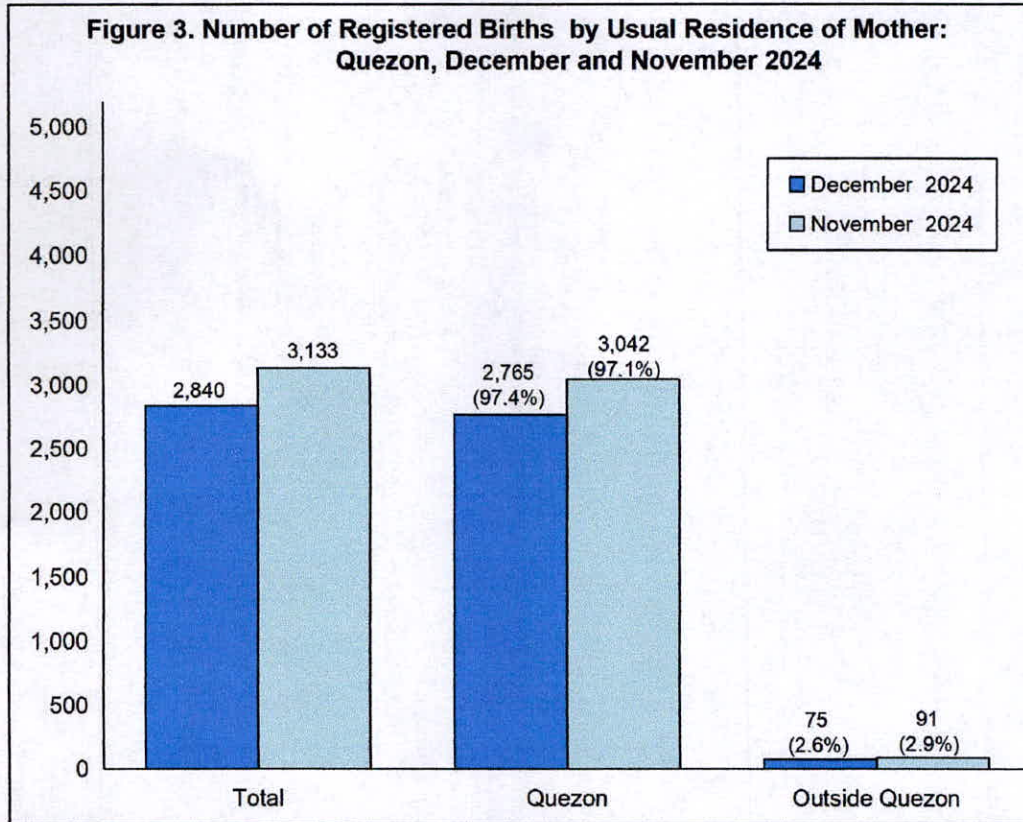


Place of Occurrence and Usual Residence of Mother...

- Majority of the registered births were born to mothers whose usual residence is in Quezon province (2,765 or 97.4%).
- Only a small percentage of the birth occurrences (75 or 2.6%) were born to mothers whose usual residence is outside Quezon province.
- Eleven (11) out of the 39 municipalities and 2 cities of Quezon province showed a positive difference in the number of births by place of occurrence and the usual place of residence of the mother. This implies that there were mothers who opted to give birth to places where there are available or better health care facilities and social services.
- The highest positive difference of 362 was reported in Lucena City. This may be attributed to higher number of hospitals and health care facilities located in the city.

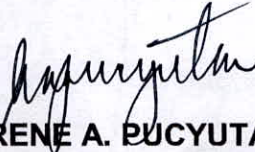
guy


- In contrast, the highest negative difference of 68 was observed in Sariaya. This may be explained by its proximity to Lucena City where there are more health care facilities.



TECHNICAL NOTES

Vital Registration is a continuous process. Hence there is a need to specify certain cut-off period for purposes of reporting. The Birth Statistics in Quezon presented in this report contains highlights and summary of statistical tables of births that occurred on or before December 2024 and registered within the said month. Events that occurred in December 2024 but were not registered during the month were not included in this publication. For this report, Vital Events Information (VEI) system was used in data encoding.


AIRENE A. PUCYUTAN
Chief Statistical Specialist
PSA Quezon


NDP/DOC/PEVM

**Table 1. Number of Registered Live Births by City/Municipality
and by Sex: Quezon, December and November 2024**

City / Municipality	December 2024			November 2024		
	Both Sexes	Male	Female	Both Sexes	Male	Female
QUEZON	2,840	1,472	1,368	3,133	1,599	1,534
Agdangan	5	4	1	9	4	5
Alabat	36	22	14	36	23	13
Atimonan	67	32	35	67	36	31
Buenavista	24	12	12	15	8	7
Burdeos	13	9	4	14	4	10
Calauag	30	11	19	38	20	18
Candelaria	210	110	100	257	119	138
Catanauan	125	74	51	106	57	49
Dolores	22	9	13	27	13	14
General Luna	28	16	12	33	13	20
General Nakar	34	20	14	18	12	6
Guinayangan	34	12	22	39	19	20
Gumaca	163	96	67	181	93	88
Infanta	132	70	62	144	76	68
Jomalig	2	2	0	9	5	4
Lopez	256	132	124	321	168	153
Lucban	22	12	10	20	12	8
Lucena City	726	367	359	863	463	400
Macalelon	12	6	6	18	11	7
Mauban	65	34	31	69	31	38
Mulanay	33	15	18	37	20	17
Padre Burgos	11	7	4	7	4	3
Pagbilao	36	17	19	57	31	26
Panukulan	12	6	6	4	1	3
Patnanungan	13	9	4	7	1	6
Perez	2	0	2	2	2	0
Pitogo	1	0	1	3	0	3
Plaridel	1	0	1	-	0	0
Polillo	33	22	11	39	21	18
Quezon	-	0	0	5	2	3
Real	39	14	25	31	15	16
Sampaloc	5	2	3	5	2	3
San Andres	23	12	11	37	14	23
San Antonio	29	15	14	35	12	23
San Francisco	96	53	43	89	44	45
San Narciso	106	59	47	104	52	52
Sariaya	132	59	73	144	70	74
Tagkawayan	61	36	25	65	32	33
City of Tayabas	98	48	50	78	41	37
Tiaong	78	35	43	67	32	35
Unisan	25	13	12	33	16	17

**Table 2. Number and Daily Average of Registered Births by Month:
Quezon, December 2023 - December 2024**

Month	Number	Daily Average
2023		
December	3,397	110
2024		
January	3,685	119
February	3,301	114
March	3,214	104
April	3,813	127
May	3,572	115
June	3,021	101
July	3,544	114
August	2,984	96
September	3,270	109
October	3,386	109
November	3,133	104
December	2,840	92



Table 3. Number and Percent Distribution of Registered Births by Usual Residence of Mother: Quezon, December and November 2024

City/ Municipality	December 2024		November 2024	
	Number	Percent	Number	Percent
Total	2,840	100.0	3,133	100.0
Quezon	2,765	97.4	3,042	97.1
Outside Quezon	75	2.6	91	2.9
Agdangan	20	0.7	14	0.4
Alabat	21	0.7	21	0.7
Atimonan	87	3.1	81	2.6
Buenavista	50	1.8	48	1.5
Burdeos	28	1.0	29	0.9
Calauag	91	3.2	128	4.1
Candelaria	169	6.0	188	6.0
Catanauan	113	4.0	93	3.0
Dolores	25	0.9	33	1.1
General Luna	46	1.6	40	1.3
General Nakar	64	2.3	35	1.1
Guinayangan	54	1.9	61	1.9
Gumaca	89	3.1	95	3.0
Infanta	86	3.0	120	3.8
Jomalig	4	0.1	14	0.4
Lopez	131	4.6	150	4.8
Lucban	46	1.6	29	0.9
Lucena City	364	12.8	411	13.1
Macalelon	31	1.1	40	1.3
Mauban	81	2.9	96	3.1
Mulanay	74	2.6	80	2.6
Padre Burgos	28	1.0	26	0.8
Pagbilao	92	3.2	115	3.7
Panukulan	20	0.7	12	0.4
Patnanungan	13	0.5	9	0.3
Perez	14	0.5	16	0.5
Pitogo	14	0.5	22	0.7
Plaridel	6	0.2	6	0.2
Polillo	26	0.9	38	1.2
Quezon	22	0.8	22	0.7
Real	56	2.0	43	1.4
Sampaloc	14	0.5	18	0.6
San Andres	39	1.4	54	1.7
San Antonio	28	1.0	37	1.2
San Francisco	98	3.5	97	3.1
San Narciso	106	3.7	117	3.7
Sariaya	200	7.0	254	8.1
Tagkawayan	56	2.0	58	1.9
City of Tayabas	125	4.4	136	4.3
Tiaong	115	4.0	119	3.8
Unisan	19	0.7	37	1.2

Table 4. Number of Registered Live Births by Place of Occurrence and Usual Residence of Mother : Quezon, December 2024

City/ Municipality	Place of Occurrence	Usual Residence of Mother	Difference
Quezon	2,840	2,840	
Agdangan	5	20	-15
Alabat	36	21	15
Atimonan	67	87	-20
Buenavista	24	50	-26
Burdeos	13	28	-15
Calauag	30	91	-61
Candelaria	210	169	41
Catanauan	125	113	12
Dolores	22	25	-3
General Luna	28	46	-18
General Nakar	34	64	-30
Guinayangan	34	54	-20
Gumaca	163	89	74
Infanta	132	86	46
Jomalig	2	4	-2
Lopez	256	131	125
Lucban	22	46	-24
Lucena City	726	364	362
Macalelon	12	31	-19
Mauban	65	81	-16
Mulanay	33	74	-41
Padre Burgos	11	28	-17
Pagbilao	36	92	-56
Panukulan	12	20	-8
Patnanungan	13	13	0
Perez	2	14	-12
Pitogo	1	14	-13
Plaridel	1	6	-5
Polillo	33	26	7
Quezon	0	22	-22
Real	39	56	-17
Sampaloc	5	14	-9
San Andres	23	39	-16
San Antonio	29	28	1
San Francisco	96	98	-2
San Narciso	106	106	0
Sariaya	132	200	-68
Tagkawayan	61	56	5
City of Tayabas	98	125	-27
Tiaong	78	115	-37
Unisan	25	19	6
Outside Quezon	0	75	-75

