

SPECIAL RELEASE

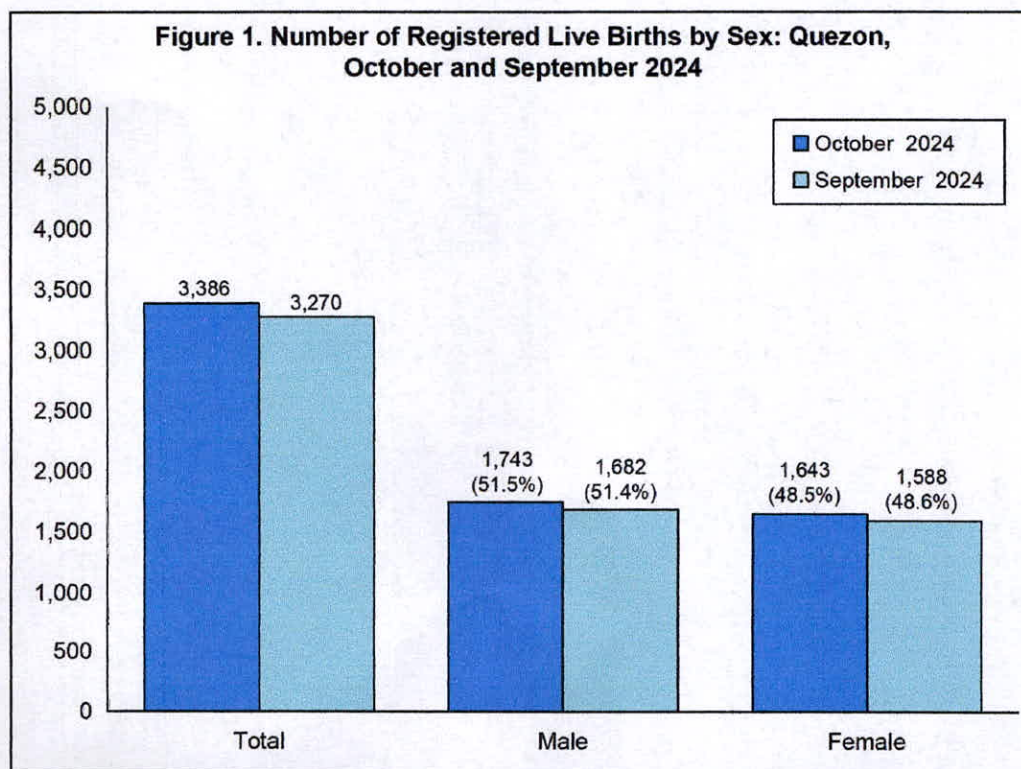
BIRTH STATISTICS IN QUEZON: October 2024 (Preliminary Results)

Date of Release: 21 February 2025
Reference No. 2025 - 070

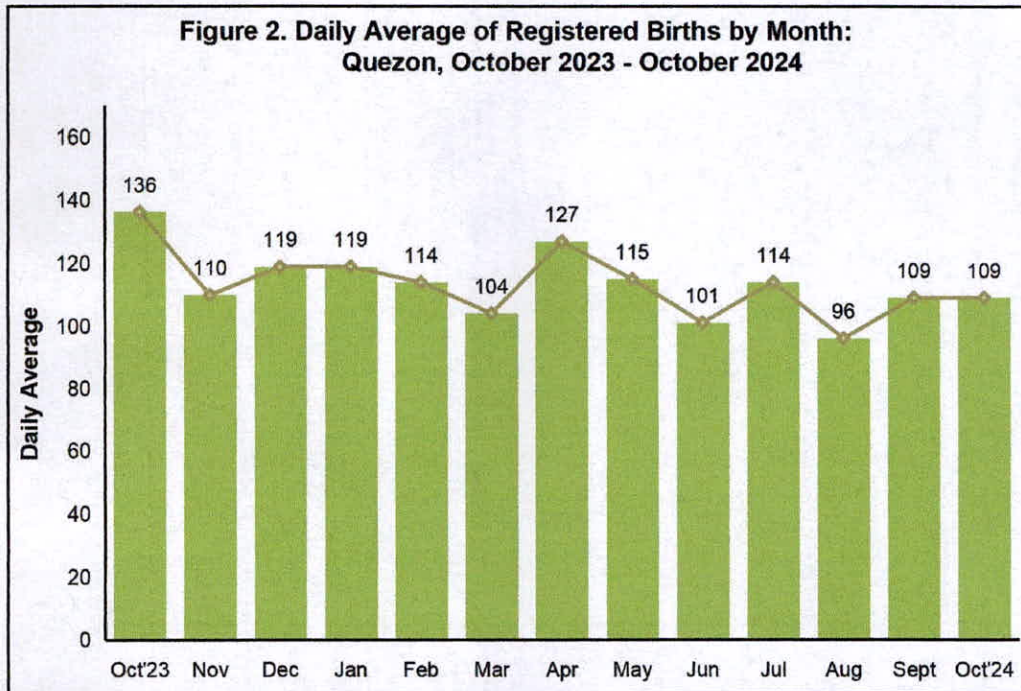


Number of Live births...

- A total of 3,386 live births were registered in the province in October 2024. It recorded an increase of 3.5 percent from the September 2024 figure of 3,270.
- Of the total births registered, 51.5 percent were males and 48.5 percent were females. This resulted to a birth sex ratio of 106 males for every 100 females.



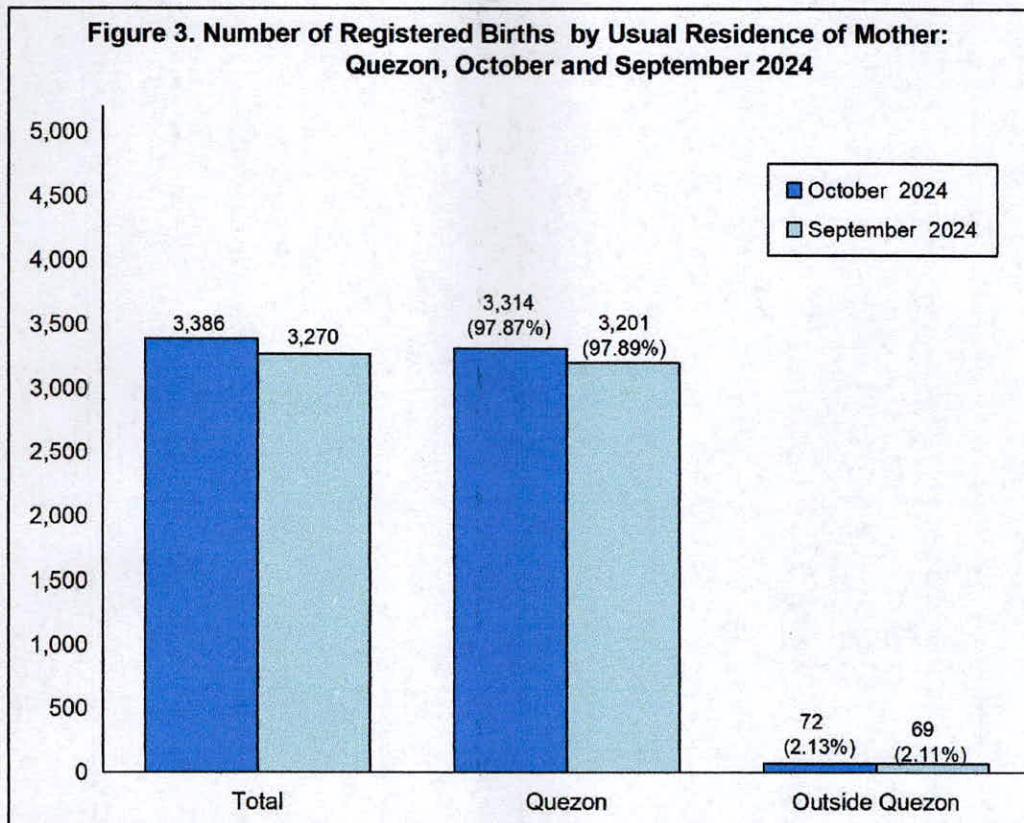
- The daily average of birth occurrences during the month was 109, equal to the recorded daily average in September 2024.
- Lucena City recorded the highest number of live births with a total of 900 or 26.6 percent of the total births registered in the province. It was followed by Lopez and Gumaca with 283 or 8.4 percent and 211 or 6.2 percent, respectively.
- The three (3) municipalities with the least number of registered births were Pitogo (with 2 or 0.06%), and Perez and Quezon (both with 1 or 0.03%).
- No birth was registered in the municipality of Plaridel in October 2024.



Place of Occurrence and Usual Residence of Mother...


- Majority of the registered births were born to mothers whose usual residence is in Quezon province (3,314 or 97.9%).
- Only a small percentage of the birth occurrences (72 or 2.1%) were born to mothers whose usual residence is outside Quezon province.
- Eleven (11) out of the 39 municipalities and 2 cities of Quezon province showed a positive difference in the number of births by place of occurrence and the usual place of residence of the mother. This implies that there were mothers who opted to give birth to places where there are available or better health care facilities and social services.
- The highest positive difference of 412 was reported in Lucena City. This may be attributed to higher number of hospitals and health care facilities located in the city.

- In contrast, the highest negative difference of 91 was observed in Sariaya. This may be explained by its proximity to Lucena City where there are more health care facilities.



TECHNICAL NOTES

Vital Registration is a continuous process. Hence there is a need to specify certain cut-off period for purposes of reporting. The Birth Statistics in Quezon presented in this report contains highlights and summary of statistical tables of births that occurred on or before October 2024 and registered within the said month. Events that occurred in October 2024 but were not registered during the month were not included in this publication. For this report, Vital Events Information (VEI) system was used in data encoding.


AIRENE A. PUCYUTAN
Chief Statistical Specialist
PSA Quezon



NDP/DOC/PA/M

Table 1. Number of Registered Live Births by City/Municipality and by Sex: Quezon, October and September 2024

City / Municipality	October 2024			September 2024		
	Both Sexes	Male	Female	Both Sexes	Male	Female
QUEZON	3,386	1,743	1,643	3,270	1,682	1,588
Agdangan	8	5	3	13	5	8
Alabat	47	22	25	47	26	21
Atimonan	69	33	36	90	50	40
Buenavista	36	20	16	25	14	11
Burdeos	28	16	12	19	11	8
Calauag	76	36	40	47	26	21
Candelaria	210	108	102	227	115	112
Catanauan	149	76	73	142	72	70
Dolores	24	16	8	22	12	10
General Luna	34	14	20	31	14	17
General Nakar	53	18	35	51	30	21
Guinayangan	46	19	27	41	25	16
Gumaca	211	114	97	165	84	81
Infanta	158	75	83	140	72	68
Jomalig	7	3	4	17	8	9
Lopez	283	157	126	237	120	117
Lucban	22	8	14	24	10	14
Lucena City	900	479	421	915	474	441
Macalelon	12	7	5	17	9	8
Mauban	74	37	37	73	40	33
Mulanay	45	22	23	40	24	16
Padre Burgos	14	5	9	5	4	1
Pagbilao	55	27	28	54	22	32
Panukulan	10	4	6	3	1	2
Patnanungan	15	8	7	23	10	13
Perez	1	0	1	1	1	0
Pitogo	2	2	0	3	0	3
Plaridel	0	0	0	1	1	0
Polillo	54	25	29	60	26	34
Quezon	1	0	1	4	4	0
Real	37	18	19	39	20	19
Sampaloc	13	9	4	4	2	2
San Andres	36	23	13	32	20	12
San Antonio	39	19	20	33	17	16
San Francisco	70	33	37	86	40	46
San Narciso	104	57	47	109	61	48
Sariaya	169	101	68	182	88	94
Tagkawayan	66	26	40	43	23	20
City of Tayabas	96	48	48	93	48	45
Tiaong	75	35	40	79	36	43
Unisan	37	18	19	33	17	16

**Table 2. Number and Daily Average of Registered Births by Month:
Quezon, October 2023 - October 2024**

Month	Number	Daily Average
2023		
October	4,303	139
November	4,090	136
December	3,397	110
2024		
January	3,685	119
February	3,301	114
March	3,214	104
April	3,813	127
May	3,572	115
June	3,021	101
July	3,544	114
August	2,984	96
September	3,270	109
October	3,386	109




Table 3. Number and Percent Distribution of Registered Births by Usual Residence of Mother: Quezon, October and September 2024

City/ Municipality	October 2024		September 2024	
	Number	Percent	Number	Percent
Total	3,386	100.0	3,270	100.0
Quezon	3,314	97.87	3,201	97.89
Outside Quezon	72	2.13	69	2.11
Agdangan	28	0.8	21	0.6
Alabat	26	0.8	25	0.8
Atimonan	86	2.5	95	2.9
Buenavista	65	1.9	46	1.4
Burdeos	46	1.4	40	1.2
Calauag	154	4.5	120	3.7
Candelaria	156	4.6	182	5.6
Catanauan	137	4.0	122	3.7
Dolores	26	0.8	21	0.6
General Luna	56	1.7	43	1.3
General Nakar	88	2.6	88	2.7
Guinayangan	62	1.8	51	1.6
Gumaca	90	2.7	89	2.7
Infanta	111	3.3	103	3.1
Jomalig	10	0.3	21	0.6
Lopez	138	4.1	122	3.7
Lucban	46	1.4	51	1.6
Lucena City	488	14.4	422	12.9
Macalelon	40	1.2	44	1.3
Mauban	100	3.0	102	3.1
Mulanay	82	2.4	82	2.5
Padre Burgos	36	1.1	29	0.9
Pagbilao	124	3.7	126	3.9
Panukulan	24	0.7	11	0.3
Patnanungan	17	0.5	22	0.7
Perez	17	0.5	23	0.7
Pitogo	31	0.9	24	0.7
Plaridel	12	0.4	11	0.3
Polillo	44	1.3	52	1.6
Quezon	20	0.6	24	0.7
Real	60	1.8	62	1.9
Sampaloc	14	0.4	13	0.4
San Andres	58	1.7	53	1.6
San Antonio	34	1.0	25	0.8
San Francisco	78	2.3	94	2.9
San Narciso	93	2.7	102	3.1
Sariaya	260	7.7	274	8.4
Tagkawayan	60	1.8	50	1.5
City of Tayabas	126	3.7	143	4.4
Tiaong	130	3.8	137	4.2
Unisan	41	1.2	36	1.1

Table 4. Number of Registered Live Births by Place of Occurrence and Usual Residence of Mother : Quezon, October 2024

City/ Municipality	Place of Occurrence	Usual Residence of Mother	Difference
Quezon	3,386	3,386	
Agdangan	8	28	-20
Alabat	47	26	21
Atimonan	69	86	-17
Buenavista	36	65	-29
Burdeos	28	46	-18
Calauag	76	154	-78
Candelaria	210	156	54
Catanauan	149	137	12
Dolores	24	26	-2
General Luna	34	56	-22
General Nakar	53	88	-35
Guinayangan	46	62	-16
Gumaca	211	90	121
Infanta	158	111	47
Jomalig	7	10	-3
Lopez	283	138	145
Lucban	22	46	-24
Lucena City	900	488	412
Macalelon	12	40	-28
Mauban	74	100	-26
Mulanay	45	82	-37
Padre Burgos	14	36	-22
Pagbilao	55	124	-69
Panukulan	10	24	-14
Patnanungan	15	17	-2
Perez	1	17	-16
Pitogo	2	31	-29
Plaridel	0	12	-12
Polillo	54	44	10
Quezon	1	20	-19
Real	37	60	-23
Sampaloc	13	14	-1
San Andres	36	58	-22
San Antonio	39	34	5
San Francisco	70	78	-8
San Narciso	104	93	11
Sariaya	169	260	-91
Tagkawayan	66	60	6
City of Tayabas	96	126	-30
Tiaong	75	130	-55
Unisan	37	41	-4
Outside Quezon	0	72	-72