



PHILIPPINE STATISTICS AUTHORITY - QUEZON

NEWS INSIDER

A MONTHLY NEWSLETTER OF PSA QUEZON

JUNE 2025

VOLUME 5, ISSUE NO. 2025-__



QUEZON'S INFLATION RATE DECREASES TO 2.1 PERCENT IN APRIL 2025

The headline inflation or overall inflation in Quezon province further decreased to 2.1 percent in April 2025, from 3.4 percent in March 2025. This brings the average inflation rate of the province from January to April 2025 to 3.9 percent. Moreover, the inflation rate in April 2024 was higher, at 4.6 percent.

Page 2

LUCENA CITY'S INFLATION RATE DROPS TO 1.2 PERCENT IN APRIL 2025

The headline inflation or overall inflation in Lucena City continued to decrease at 1.2 percent in April 2025, down from 2.0 percent in March 2025. This brings the average inflation rate of the city from January to April 2025 to 2.5 percent. Moreover, the inflation rate in April 2024 was higher at 4.5 percent.

Page 2

PSA QUEZON AND DSWD QUEZON JOIN FORCES FOR 4PS BENEFICIARIES' NATIONAL ID REGISTRATION AND AUTHENTICATION

by Kristhyle Anne C. Jarviña


The Philippine Statistics Authority (PSA) Quezon Provincial Statistical Office and the Department of Social Welfare and Development (DSWD) - Quezon joined forces to enhance accessibility of the government services.


PSA Quezon conducted National ID registration and authentication for Pantawid Pamilyang Pilipino Program (4Ps) beneficiaries in various municipalities of Quezon province. The initiative ensures that all remaining unregistered 4Ps beneficiaries are registered in the National ID System, supporting the government's goal of universal identification. Successful registrants received National ID in paper format (ePhilID) on the same day. The authentication process included QR code scanning, facial recognition, or fingerprint verification to confirm their identity.

The on-site registration and authentication bring National ID services closer to communities, reducing the inconvenience and hassle of traveling long distances. The 4Ps beneficiaries can use the National ID as equivalent to attending Family Development Sessions (FDS) and for other transactions requiring valid proof of identity. This collaboration reflects the commitment of both agencies to ensure that no one is left behind in gaining access to vital government services.



Registration Assistant Judy Ann Zulueta during the National ID Registration and Authentication.

 quezon@psa.gov.ph

 rso04a.psa.gov.ph/QUEZON

   @psaquezon56



3rd Flr., Pacific Mall, Brgy. 3, Lucena City, Quezon

Telephone: (042) 373-7059
Telefax: (042) 373-6832

QUEZON'S INFLATION RATE DECREASES TO 2.1 PERCENT IN APRIL 2025

by Michel G. Formanes & Shanell Clarence N. Gaela from Page 1

The decline in overall inflation for April 2025 was primarily driven by the slower annual increase in the food and non-alcoholic beverages index, which settled at 3.7 percent during the month, down from 6.6 percent in March 2025.

Food inflation in Quezon province continued to decrease, dropping to 3.8 percent in April 2025, from 7.0 percent in March 2025. In April 2024, food inflation was higher at 8.5 percent.

The slowdown in food inflation in April 2025 was primarily due to the lower year-on-year increase in the rice index, which declined from 2.8 percent in the previous month to -5.5 percent during the month.

Table A. Year-on-Year Inflation Rates: Philippines, AONCR, CALABARZON and Quezon, All Items In Percent (2018=100)				
Area	April 2024	March 2025	April 2025	Year-to-date*
PHILIPPINES				
Headline	3.8	1.8	1.4	2.0
Core	3.2	2.2	2.2	2.4
AREAS OUTSIDE NCR - AONCR				
Headline	4.1	1.8	1.2	2.0
CALABARZON				
Headline	3.6	1.8	1.7	2.2
QUEZON				
Headline	4.6	3.4	2.1	3.9

Source: Retail Price Survey of Commodities for the Generation of Consumer Price Index
Philippine Statistics Authority
*Year-on-year change of average CPI for April 2025 vs. 2024

Table A. Year-on-Year Inflation Rates: Philippines, AONCR, CALABARZON, Quezon and Lucena City, All Items In Percent (2018=100)				
Area	April 2024	March 2025	April 2025	Year-to-date*
PHILIPPINES				
Headline	3.8	1.8	1.4	2.0
Core	3.2	2.2	2.2	2.4
AREAS OUTSIDE NCR - AONCR				
Headline	4.1	1.8	1.2	2.0
CALABARZON				
Headline	3.6	1.8	1.7	2.2
QUEZON				
Headline	4.6	3.4	2.1	3.9
LUCENA CITY				
Headline	4.5	2.0	1.2	2.5

Source: Retail Price Survey of Commodities for the Generation of Consumer Price Index
Philippine Statistics Authority
*Year-on-year change of average CPI for April 2025 vs. 2024

LUCENA CITY'S INFLATION RATE DROPS TO 1.2 PERCENT IN APRIL 2025

by Michel G. Formanes & Shanell Clarence N. Gaela from Page 1

The continued downtrend in Lucena City's overall inflation rate in April 2025 was primarily driven by the slower annual increase in the heavily weighted food and non-alcoholic beverages, which eased to 3.8 percent from 5.7 percent in the previous month.

Food inflation in Lucena City further decreased to 4.1 percent in April 2025, from 6.2 percent in March 2025. This was also lower compared to the 7.3 percent food inflation rate recorded in April 2024.

The deceleration of food inflation was mainly driven by the significant drop in the inflation rate of rice, which declined to -9.5 percent, from -3.3 percent in the previous month.

PSA-QUEZON CONDUCTS NATIONAL ID REGISTRATION IN BARANGAY PANGSANGAHAN, GENERAL NAKAR QUEZON

by Vanessa O. Rabuel

The Philippine Statistics Authority – Quezon Provincial Statistical Office, remains firmly committed in ensuring that every Filipino is registered to the National ID System. Through the continued mobile registration initiatives, National ID System's aim of reaching even the most remote and marginalized communities can be realized.

Last May 22-26, 2025, National ID registration team visited Barangay Pagsangahan, General Nakar Quezon to cover unregistered individuals residing in Sitio Makalya and Sitio Lagmak.

Barangay Pagsangahan is one of the far-flung and geographically isolated areas in the province, where access to basic services remains a significant challenge due to limited transportation infrastructure. Reaching the barangay requires an eight-hour travel using habal-habal (motorcycle) and horseback riding. Another major challenge encountered during the conduct of registration in the said barangay was the lack of electricity. With no stable power supply, the registration team relied solely on a portable generator to operate the National ID registration kit.

During the activity, a total of eighty (80) individuals were successfully registered to the National ID System, mostly belonging to Remontado IPs community. Although no National ID in paper format (ePhilID) was issued on-site due to limited internet connectivity, the generated ePhilIDs will be distributed through the barangay officials once they are available.

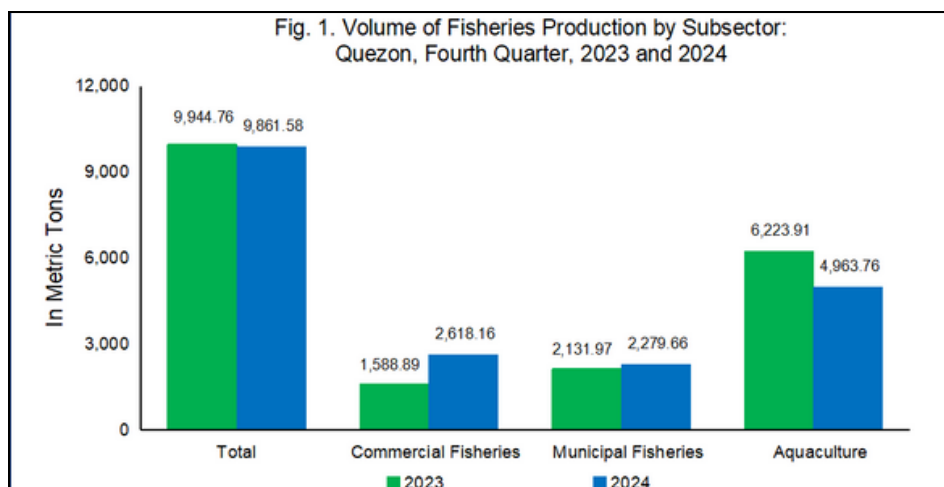
With the help and support of the barangay officials, the mobile registration was made possible. Through their cooperation and the registration team's unwavering commitment and resilience, even the most remote and underserved communities are gaining inclusive access to the National ID System.

FISHERIES PRODUCTION IN QUEZON: 4TH QUARTER 2024

by Ma. Del Z. Rosales

The total volume of fisheries production in Quezon province during the fourth Quarter of 2024 was estimated at 9,861.58 metric tons. It decreased by 0.8 percent from the 9,944.76 metric tons reported in the same quarter of 2023. This was mainly brought about by the decrease in the output from the aquaculture subsector by 20.2 percent.

Among the subsectors, production from aquaculture contributed the biggest share of 50.3 percent to the total fisheries production during the period. It was followed by the output from commercial fisheries with 26.5 percent. Meanwhile, municipal fisheries shared 23.1 percent.



COMMERCIAL FISHERIES

Production for commercial fisheries was posted at 2,618.16 metric tons, an increment of 64.8 percent compared to the 1,588.89 metric tons reported in the same quarter in 2023. The top five species that contributed most to the increase in the total production of this subsector were frigate tuna or tulingan (274.64 MT), roundscad or galunggong (214.45 MT), threadfin bream or bisugo (118.55 MT), yellowfin tuna or tambakol/bariles (68.03 MT), and big-eyed scad or matangbaka (65.84 MT).

MUNICIPAL FISHERIES

Municipal fisheries production was registered at 2,279.66 metric tons in the fourth quarter of 2024, higher by 147.69 MT compared to the same quarter's output of 2,131.97 metric tons in the previous year. Of this total volume of production, marine municipal fisheries accounted for 99.9 percent while the rest were caught from inland bodies of water.

The volume of production for marine municipal fisheries resulted to a 151.09 percent increase from 2,125.60 metric tons in the fourth quarter of 2023 to 2,276.69 metric tons in the same quarter of 2024. The leading species that contributed to the increase in the volume of production comprising marine municipal fisheries were noted in bali sardinella or tamban (147.87 MT), yellowfin tuna or tambakol/bariles (91.49 MT), anchovies or dilis (75.75 MT), threadfin bream or bisugo (68.05 MT), big-eyed scad or matangbaka (62.79 MT).

Inland municipal fisheries production during the fourth quarter of 2024 was recorded at 2.97 metric tons, lower by 3.39 MT or 53.3 percent from its 2023 same quarter production of 6.37 metric tons. The top species contributing to the decline of the total volume of inland municipal fisheries production was mainly attributed to freshwater crab or talangka (1.16 MT), tilapia (1.15 MT), and mudfish or dalag (0.60 MT).

AQUACULTURE

Aquaculture fisheries production for the fourth quarter of 2024 decreased to 4,963.76 metric tons from 6,223.91 metric tons during the same period in 2023. The decrease in the total aquaculture production was mostly attributed to the decrease in milkfish (1,210.86 MT) harvested from brackishwater fishpond, marine cage, and freshwater fishpond. Similarly, production of mud crab declined by 76.92 MT, from 181.24 metric tons to 104.32 metric tons.



PSA-Quezon Provincial Statistical Staff during their river clean-up in Brgy. Tongko, City of Tayabas, Quezon.

PSA-QUEZON TAKES ACTION FOR BIODIVERSITY ON INTERNATIONAL DAY

by Rico V. Falculan

The Philippine Statistics Authority - Quezon, in close collaboration with the Sangguniang Barangay of Tongko, spearheaded a dual environmental initiative. In line with the observance of the International Day for Biological Diversity and its resonant theme, "Harmony with Nature and Sustainable Development," the day featured both a significant Tree Planting Activity and a vital River Clean-up Drive in Barangay Tongko.

These concerted efforts underscored the critical importance of understanding and protecting the planet's diverse ecosystems. Facing global challenges like climate change, biodiversity loss, and environmental degradation, both activities served as a powerful call for collective action to foster peace with nature and promote sustainable growth for the country.

The Tree Planting Activity aimed to uplift the quality of the local living environment through active planting, proper maintenance, and the long-term preservation of trees. This initiative directly contributes to increasing the resilience of ecosystems, helping to minimize the adverse effects of climate change, and affording communities and governments crucial time to adapt to changing environmental conditions. The engagement sought to instill greater environmental awareness, particularly among the youth, on the lasting value of natural resources.

Complementing the tree planting, the River Clean-up Drive focused on the immediate task of removing trash and debris from the waterways of Barangay Tongko. Beyond the physical clean-up, the objective was to identify the sources of litter, encourage behavioral changes that reduce pollution, and raise broader awareness about the pervasive issue of marine and freshwater debris. This hands-on activity directly addressed the conservation of the planet's vital ecosystems, ensuring cleaner, healthier water bodies.



PSA-Quezon Provincial Statistical Staff during their river clean-up and tree planting activity in Brgy. Tongko, City of Tayabas, Quezon.

As part of its mandate and environmental responsibility, the PSA-Quezon actively supported the clean-up efforts by donating essential cleaning materials to the barangay, including broomsticks, garbage bags, dustpans, sacks, and various toilet materials, further empowering the community's sustained efforts.