



# SPECIAL RELEASE

## **CALABARZON Birth, Marriage, and Death Statistics for 2024 (Provisional, as of December 31, 2024)**

Date of Release: 14 March 2025  
Reference No. 2025-0400-SR13



The data on the number of births, marriages, and deaths (vital events) presented in this regular monthly release were obtained from the vital events registered, either timely or belatedly, at the appropriate Office of the City/Municipal Civil Registrar throughout the country and subsequently submitted for encoding to the Office of the Civil Registrar General through the Provincial Statistical Offices (PSOs) of the Philippine Statistics Authority (PSA). The information presented includes births and marriages that occurred from January to September 2024, and deaths that occurred from January to August 2024 based on data files received by the PSA - Civil Registration Service (CRS) from the PSOs and has undergone initial processing as of 31 December 2024. Thus, the figures presented herein are still provisional and may differ from the final count. The vital events of Filipinos abroad are not yet included in this release, but Filipinos whose usual residence is abroad and foreign nationals with vital events occurring in the country during the reference period were included in this report.



## BIRTH STATISTICS

### How many babies were born in a year?

From January to September 2024 (provisional data as of December 31, 2024), the total number of registered live births in the Philippines reached 647,553. Of these, 336,229 (52%) were male and 311,324 (48%) were female.

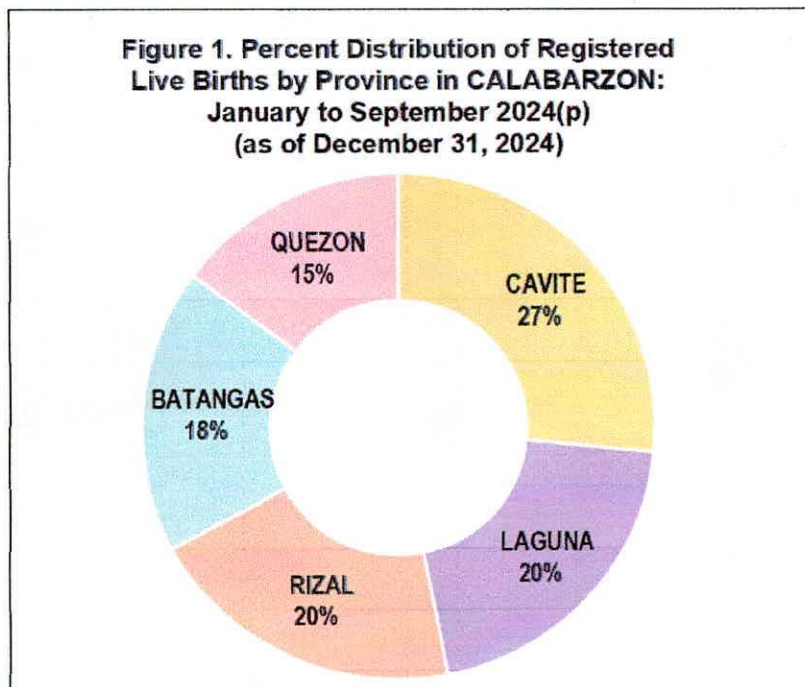
**18 babies per hour in CALABARZON**

In CALABARZON, 118,412 live births were recorded from January to September 2024 (provisional data as of December 31, 2024), accounting for approximately 18.3 percent of the national total. On average, about 434 babies were born daily. This is equivalent to about 18 babies per hour.



### Highest Number of Live Births was recorded in the Province of Cavite

Among the provinces in CALABARZON, Cavite recorded the highest number of births at 31,484, followed by Laguna (24,071), Rizal (23,989), Batangas (21,419), and Quezon (17,449).



Source: Philippine Statistics Authority, Civil Registration Service, Vital Statistics Division  
(Provisional as of December 31, 2024)  
(p) - Provisional



Ground Floor Building C, Fiesta World Mall, Marauoy, Lipa City, Batangas  
Telephone: (043) 781-2437, Email Address: rso04a@psa.gov.ph  
Website: rso04a.psa.gov.ph

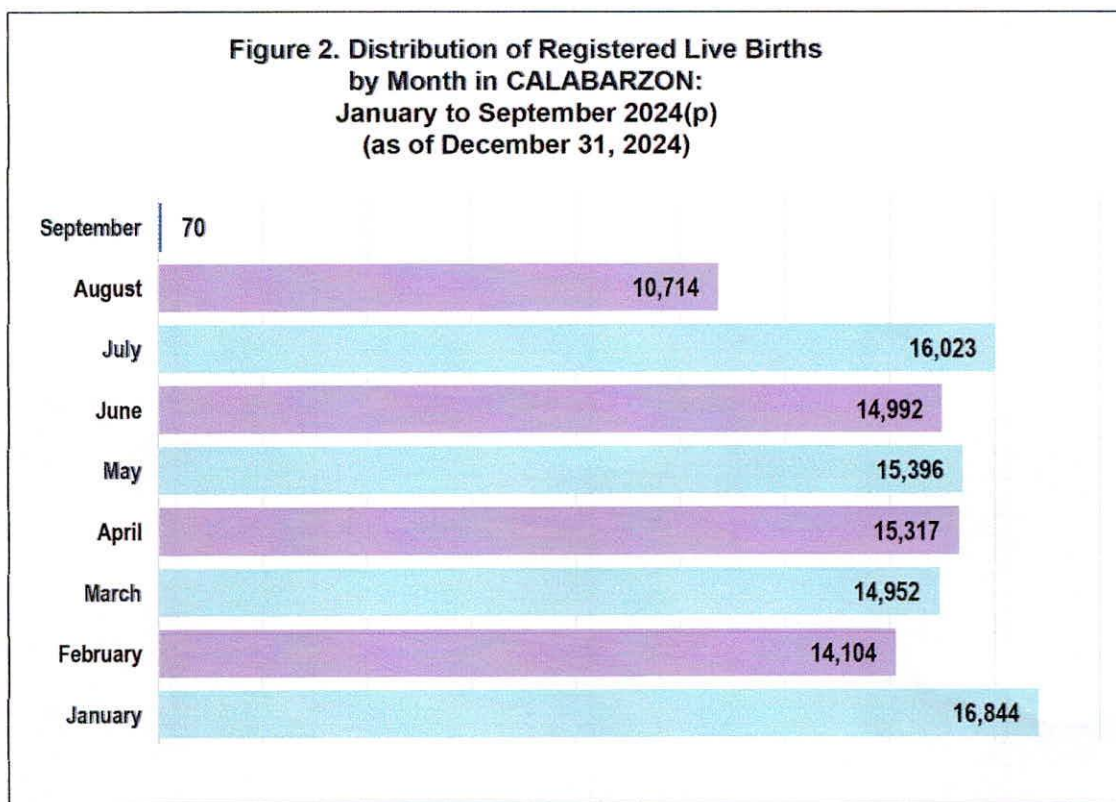
### More Males born than Females

From January to September 2024 (provisional data as of December 31, 2024), there were more males (61,564 or 52% share) born than females (56,848 or 48%) in CALABARZON, resulting in a sex ratio at birth of 108 males per 100 females..



### Most number of births registered in January (p)

From January to September 2024 (provisional data as of December 31, 2024) , the most number of births were registered during the month of January at 16,844 or 14.22 percent share of the total registered births in CALABARZON.



Source: Philippine Statistics Authority, Civil Registration Service, Vital Statistics Division  
(Provisional as of December 31, 2024)  
(p) - Provisional



Ground Floor Building C, Fiesta World Mall, Marauoy, Lipa City, Batangas  
Telephone: (043) 781-2437, Email Address: rso04a@psa.gov.ph  
Website: rso04a.psa.gov.ph

## MARRIAGE STATISTICS

How many marriages were held from January to September 2024?



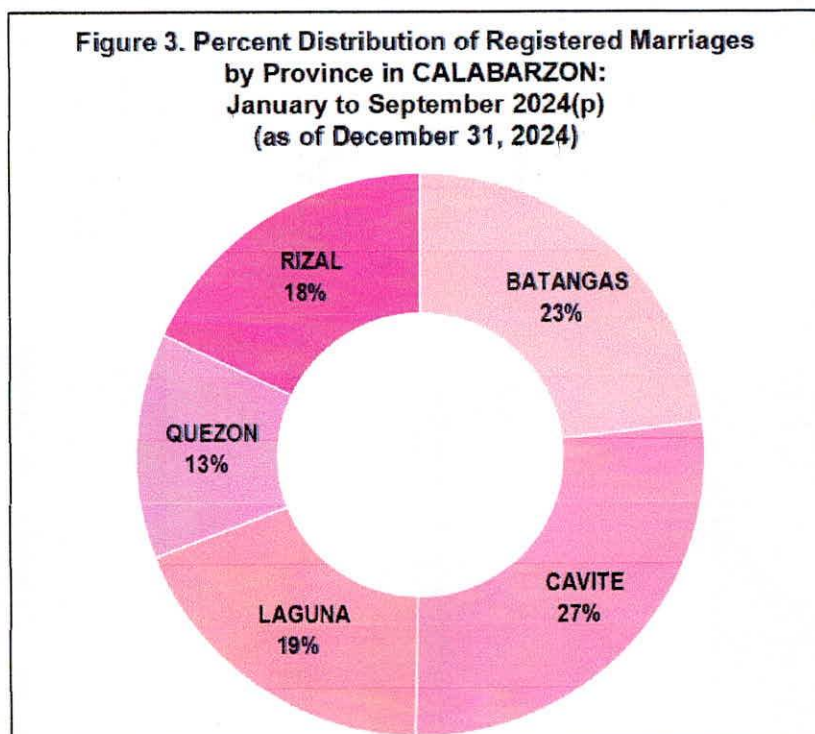
From January to September 2024 (provisional data as of December 31, 2024), there were 206,589 registered marriages in the country which is equivalent to about 757 registered marriages per day or 32 marriages per hour.

In Region IV-A, 35,734 marriages were recorded, representing 17.3 percent of the

national total. On average, about there were about 131 marriages daily. This is equivalent to about 5 marriages per hour.

### Highest Number of Marriages was recorded in the Province of Cavite

Among the provinces, Cavite had the most marriages (9,713), followed by Batangas (8,269), Laguna (6,734), Rizal (6,402), and Quezon (4,616).




Source: Philippine Statistics Authority, Civil Registration Service, Vital Statistics Division  
(Provisional as of December 31, 2024)  
(p) - Provisional

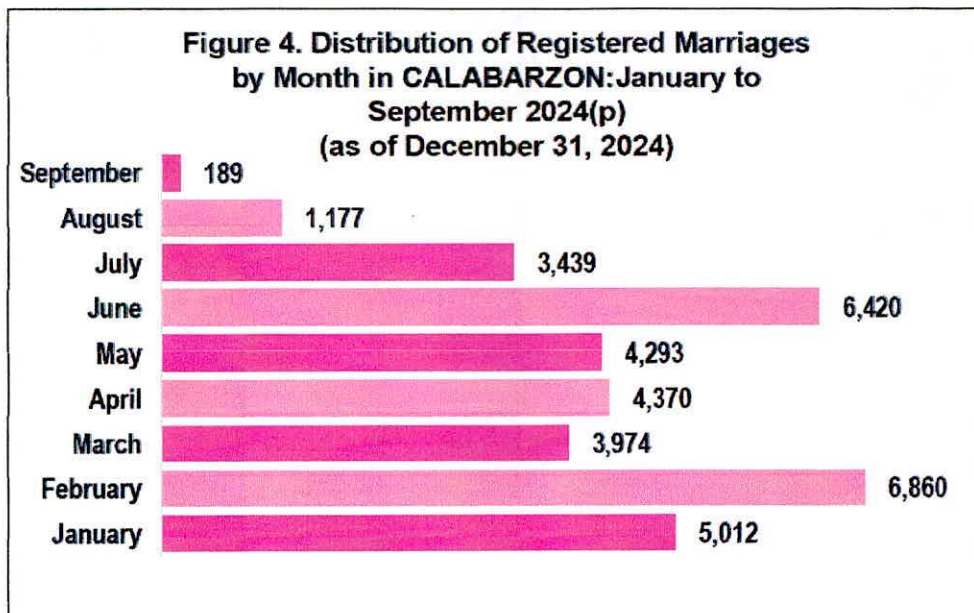


Ground Floor Building C, Fiesta World Mall, Marauoy, Lipa City, Batangas  
Telephone: (043) 781-2437, Email Address: [rso04a@psa.gov.ph](mailto:rso04a@psa.gov.ph)  
Website: [rso04a.psa.gov.ph](http://rso04a.psa.gov.ph)

## Most couples marry in February in CALABARZON



In CALABARZON, a region in the Philippines, the highest number of registered marriages from January to September 2024 (provisional data as of December 31, 2024) occurred in February, with 6,860 marriages or 19.20 percent of the total. This means that February was the peak month for weddings during this period. This was followed by the month of June, which recorded 6,420 marriages and January with 5,012 marriages.



Source: Philippine Statistics Authority, Civil Registration Service, Vital Statistics Division  
(Provisional as of December 31, 2024)  
(p) - Provisional

Figure 4 shows the number of marriages recorded in CALABARZON region from January to September 2024 (p).

## DEATH STATISTICS

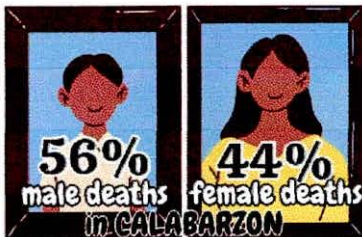

### How many deaths were registered from January to August 2024?

From January to August 2024 (provisional data as of December 31, 2024), the total number of registered live births in the Philippines reached 344,174. Of these, 193,815 (56.31%) were male and 150,359 (43.69%) were female.



Ground Floor Building C, Fiesta World Mall, Marauoy, Lipa City, Batangas  
Telephone: (043) 781-2437, Email Address: rso04a@psa.gov.ph  
Website: rso04a.psa.gov.ph

In CALABARZON, 66,411 deaths were recorded from January to August 2024 (provisional results as of December 31, 2024), accounting for approximately 19.3 percent of the national total. On average, about 273 deaths are recorded daily. This is equivalent to about 11 deaths per hour.

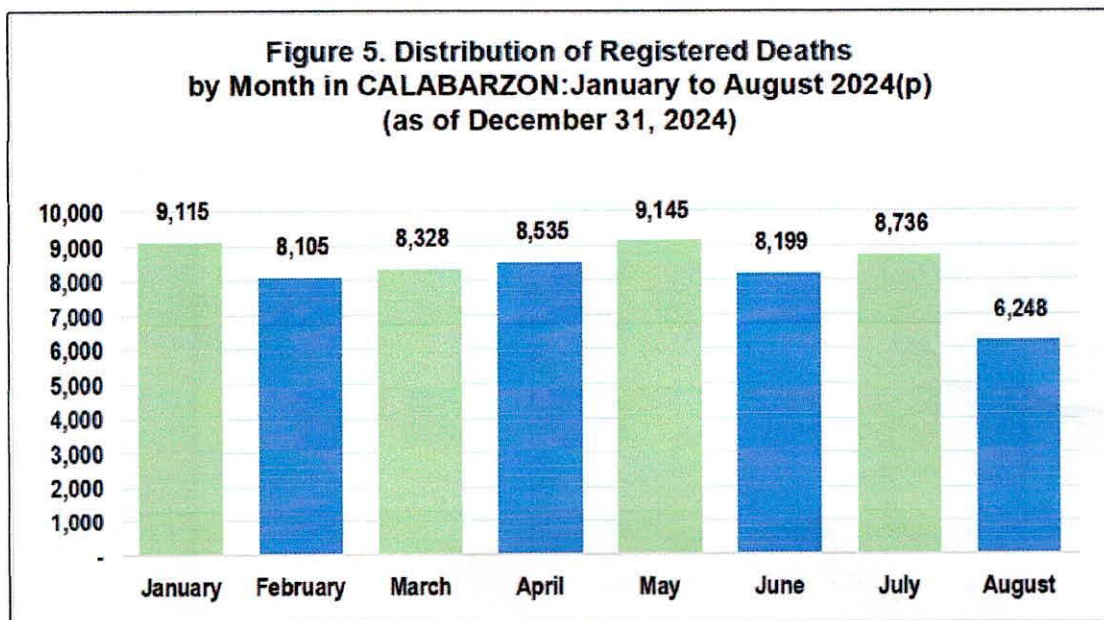



**More male deaths than female deaths**

From January to August 2024 (provisional results as of December 31, 2024), there were more male deaths (37,238 or 56% share) than female deaths (29,173 or 44%) in CALABARZON.

**Most number of births registered in May (p)**

From January to August 2024 (provisional results as of December 31, 2024), the most number of deaths were registered during the month of May at 9,145 or 13.77 percent share of the total registered deaths in CALABARZON. This was followed by the months of January with 9,115 and July with 8,736 recorded deaths.



Source: Philippine Statistics Authority, Civil Registration Service, Vital Statistics Division (Provisional as of December 31, 2024)

(p) - Provisional

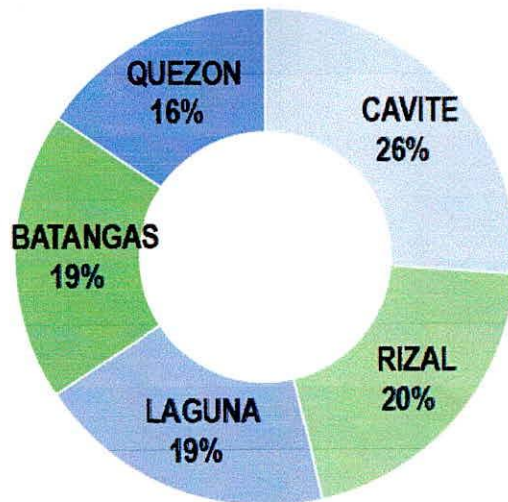


Ground Floor Building C, Fiesta World Mall, Marauoy, Lipa City, Batangas  
 Telephone: (043) 781-2437, Email Address: rso04a@psa.gov.ph  
 Website: rso04a.psa.gov.ph

### The highest number of deaths recorded in Cavite

From January to August 2024 (provisional results as of December 31, 2024), the highest number of deaths was recorded in the province of Cavite with 17,371 followed by the provinces of Rizal with 13,446, Laguna with 12,896 , and Batangas with 12,384 deaths recorded. Meanwhile, the lowest number of deaths in CALABARZON was recorded in the province of Quezon with 10,314.

**Figure 6. Percent Distribution of Registered Deaths by Province in CALABARZON: January to August 2024(p) (as of December 31, 2024)**



Source: Philippine Statistics Authority, Civil Registration Service, Vital Statistics Division  
(Provisional as of December 31, 2024)  
(p) - Provisional

  
**CHARITO C. ARMONIA**  
Regional Director

  
WAW/ICB/EPA



Ground Floor Building C, Fiesta World Mall, Marauoy, Lipa City, Batangas  
Telephone: (043) 781-2437, Email Address: rso04a@psa.gov.ph  
Website: rso04a.psa.gov.ph