



SPECIAL RELEASE

CALABARZON Birth, Marriage, and Death Statistics for 2023 (Provisional, as of 31 May 2024)

Date of Release: 29 August 2024
Reference No. 2024-0400-SR22



The data on the number of births, marriages, and deaths (vital events) presented in this regular monthly release were obtained from the vital events registered, either timely or belatedly, at the appropriate Office of the City/Municipal Civil Registrar throughout the country and subsequently submitted for encoding to the Office of the Civil Registrar General through the Provincial Statistical Offices (PSOs) of the Philippine Statistics Authority (PSA). The information presented includes vital events that occurred from January to December 2023 based on data files received by the PSA - Civil Registration Service (CRS) from the PSOs and has undergone initial processing as of 31 May 2024. Thus, the figures presented herein are still provisional and may differ from the final count. ⁽¹⁾ The vital events of Filipinos abroad are not yet included in this release, but Filipinos whose usual residence is abroad and foreign nationals with vital events occurring in the country during the reference period were included in this report.

Notes:

⁽¹⁾ Figures are results of actual registrations without any adjustment of under-registration. Civil Registration is a continuous process. Hence, there is a need to establish certain cut-off period.

BIRTH STATISTICS

How many babies were born in a year?

There were about 1.3 million registered live births in the Philippines in 2023 based on the preliminary results as of 31 May 2024. CALABARZON has the highest number of registered births among the 17 regions of the country. In CALABARZON, 216,356 babies were born from January to December 2023. On average, about 593 babies were born daily. This is equivalent to about 25 babies per hour.



25 babies
born per hour in
CALABARZON

TOTAL LIVE BIRTHS IN CALABARZON



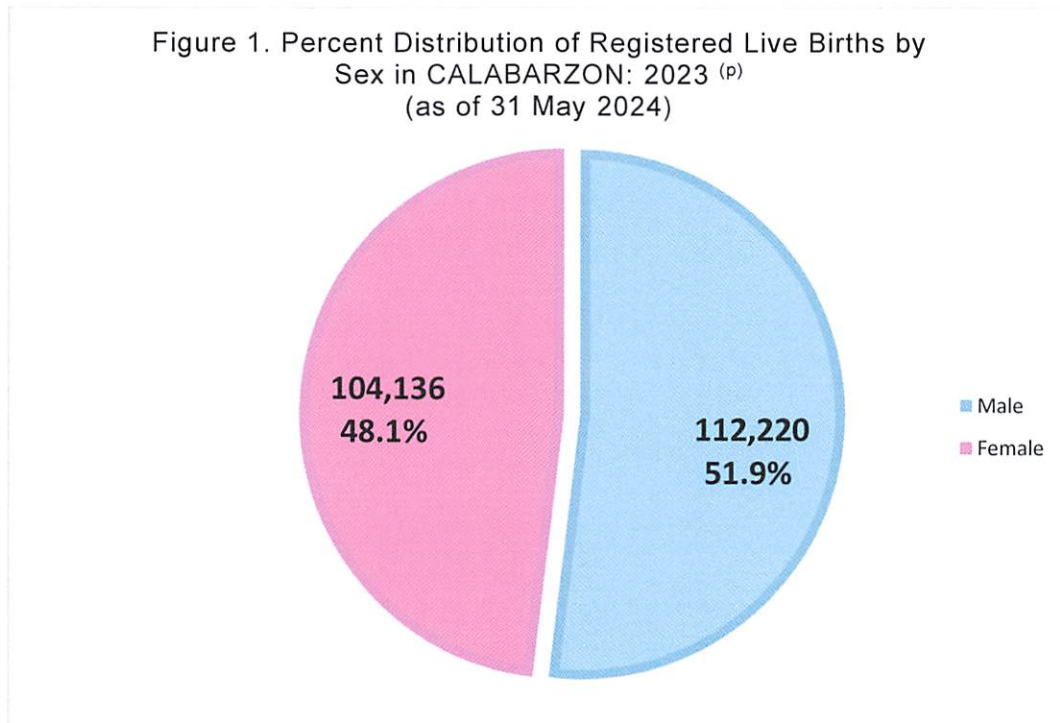
Registered live births in 2022 decreased by 0.2 percent in CALABARZON in 2023

The preliminary number of registered births as of 31 May 2024 in 2023 in CALABARZON reached 216,356. With the cut-off date by the end of May 2024 for processing the birth certificates, this is lower by 0.2 percent than the total registered births of 216,792 in 2022.

More males born than females

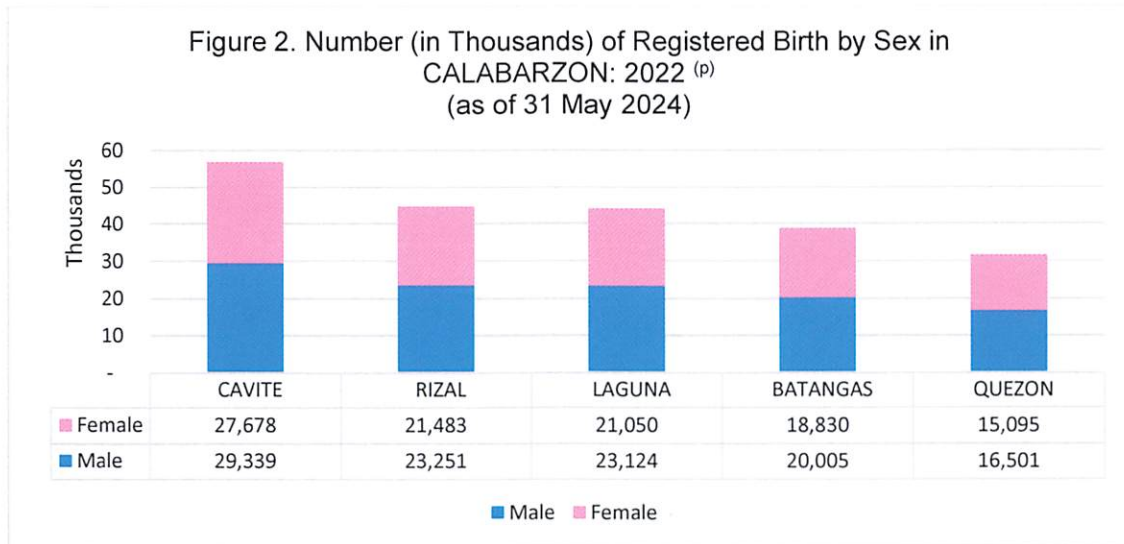
From the 216,356 registered live births in CALABARZON in 2023, there were more males (112,220 or 51.9% share) born than females (104,136 or 48.1%) in CALABARZON, resulting in a sex ratio at birth of 108 males per 100 females.

Figure 1. Percent Distribution of Registered Live Births by Sex in CALABARZON: 2023 ^(p)
(as of 31 May 2024)



Source: Philippine Statistics Authority, Civil Registration Service, Vital Statistics Division (Preliminary as of 31 May 2024)
(p) – Provisional

Among the provinces, Cavite registered the highest number of births for both males and females with a total of 29,339 and 27,678 respectively while Quezon has the lowest number of births with a total of 16,501 for males and 15,095 for females.



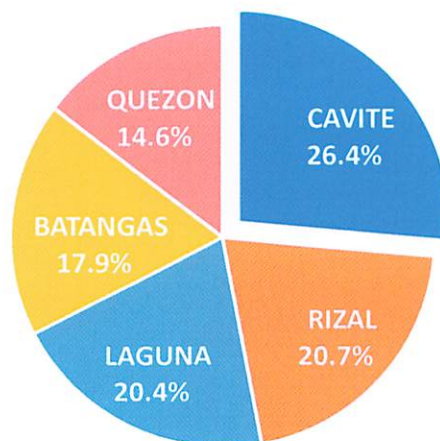
Source: Philippine Statistics Authority, Civil Registration Service, Vital Statistics Division (Preliminary as of 31 May 2024)
(p) – Provisional

The highest occurrence of births recorded in Cavite

Cavite recorded the highest number of birth occurrences in 2023 with a 26.4 percent share (57,017). This was followed by Rizal at 20.7 percent (44,734) while Laguna occurred third as having the highest occurrence of births at 20.4 percent (44,174).

On the other hand, Quezon had the least share at 14.6 percent (31,596). This was followed by Batangas at 17.9 percent share (38,835).

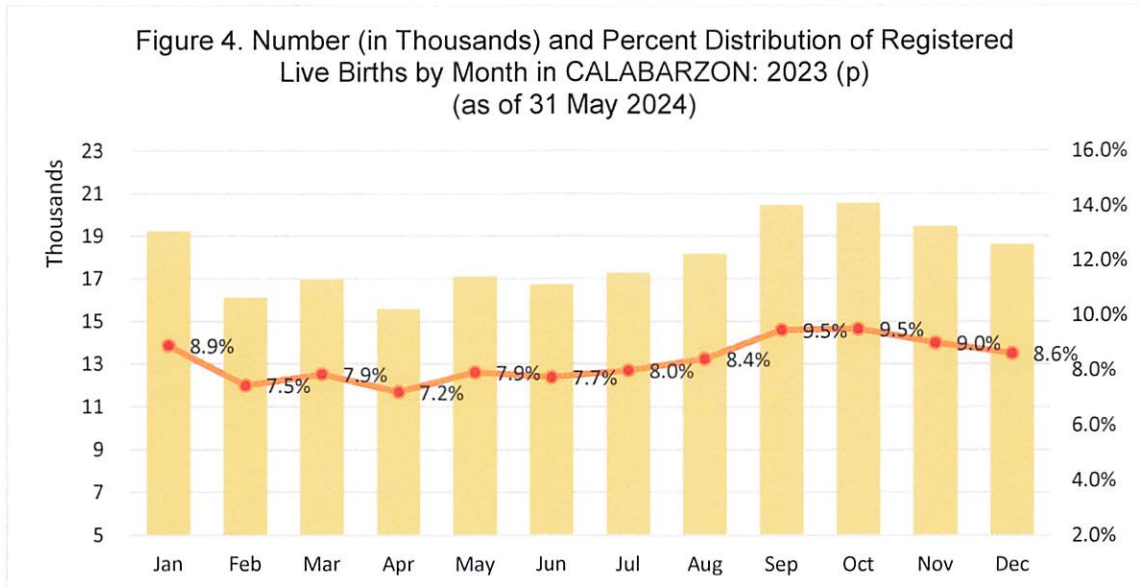
Figure 3. Percent Distribution of Registered Live Births by Province, CALABARZON: 2023 ^(p)
(as of 31 May 2024)



Source: Philippine Statistics Authority, Civil Registration Service, Vital Statistics Division (Preliminary as of 31 May 2024)
(p) - Preliminary

Most number of births registered in October

In 2023, the most number of live births were registered in the month of October at 20,560 or 9.5 percent share of the total registered births in CALABARZON. It was followed by the month of September at 20,459 or 9.5, then November at 19,457. On the other hand, April had the least number of registered live births at 15,587 with a 7.2 percent share.



Source: Philippine Statistics Authority, Civil Registration Service, Vital Statistics Division (Preliminary as of 31 May 2024)
(p) - Preliminary

MARRIAGE STATISTICS

How many marriages were held in 2023?



7
MARRIAGES PER HOUR
IN CALABARZON

The preliminary number of registered marriages in the country from January to December 2023 reached 389,673, lower by 13.3 percent than the total registered marriages of 449,428 in the same period in 2022.

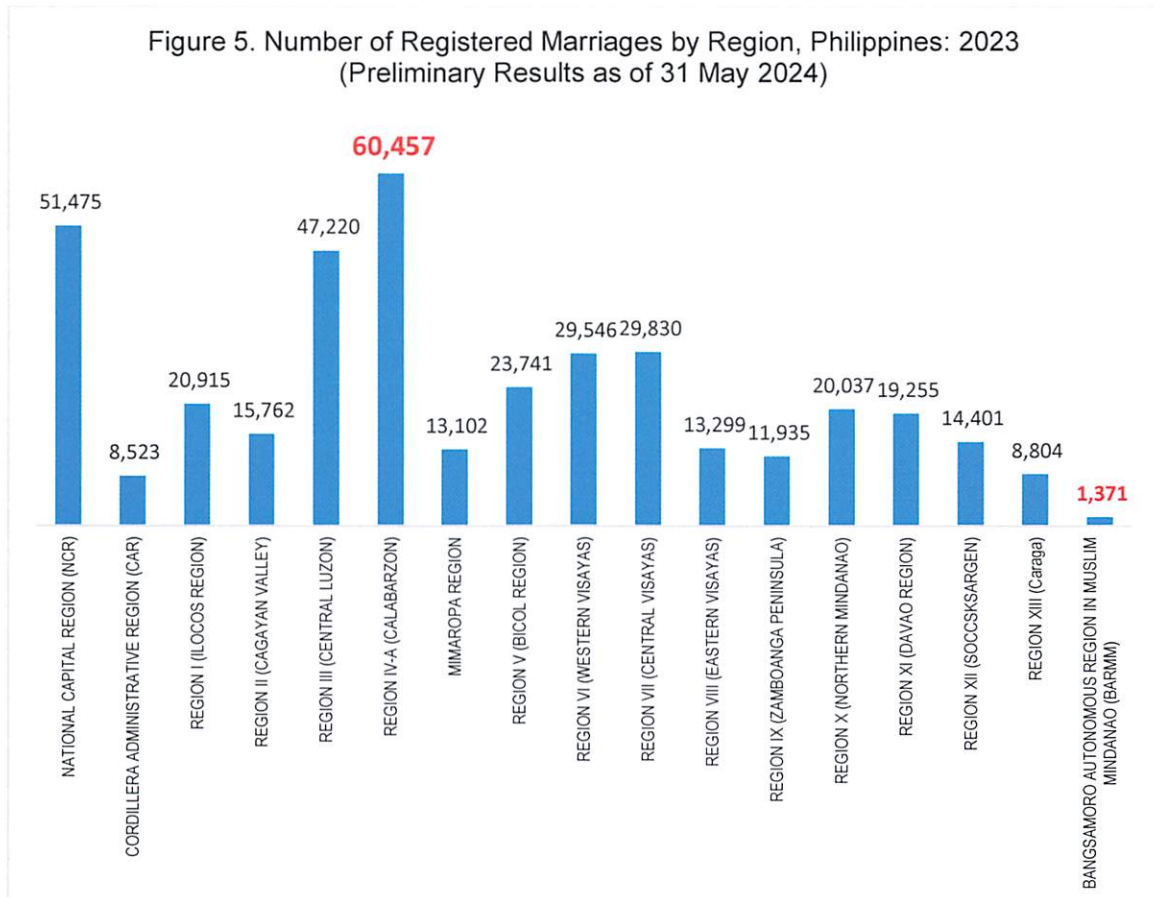
In 2023, the country had about 1,068 registered marriages per day. This is equivalent to about 44 marriages per hour.

In CALABARZON, there were about 7 marriages per hour.

CALABARZON has the highest number of registered marriages in the country

Among the regions, CALABARZON recorded the highest number of registered marriages at 60,457, approximately 15.5 percent of the total, for the period of January to December 2023. NCR came in second with 51,475 while Region III had the third highest number of registered marriages at 47,220.

However, BARMM had the lowest number of recorded marriages with only 1,371. The second least number of marriages was recorded in CAR with 8,523, and the third lowest was in Caraga with 8,804.

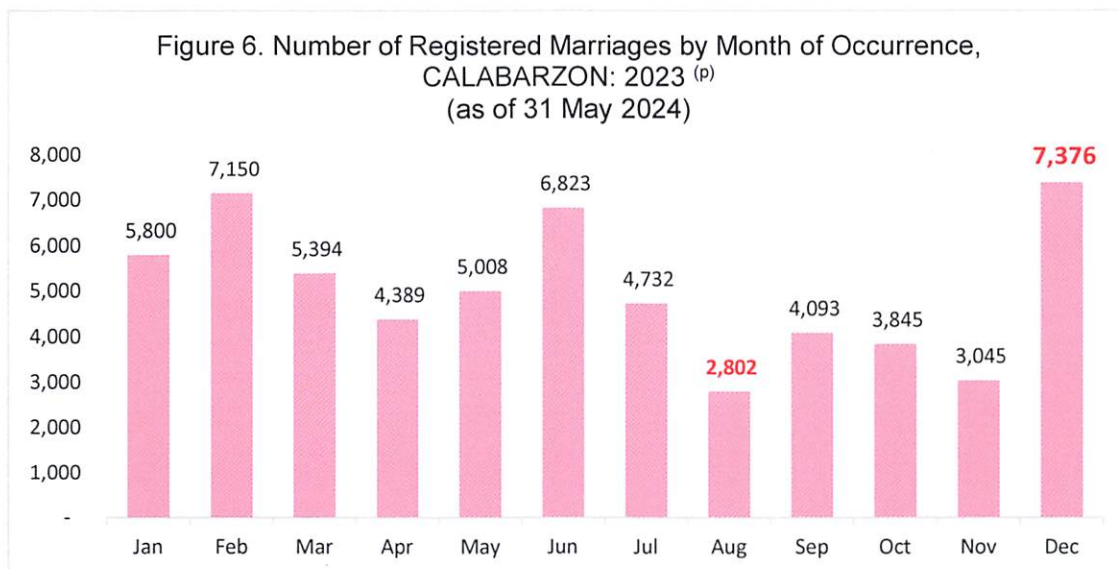


Source: Philippine Statistics Authority, Civil Registration Service, Vital Statistics Division (Preliminary as of 31 May 2024)
(p) - Preliminary

Most couples in CALABARZON marry in December

The month with the highest number of registered marriages in CALABARZON in 2023 is December at 7,376, followed by February at 7,150 and June at 6,823.

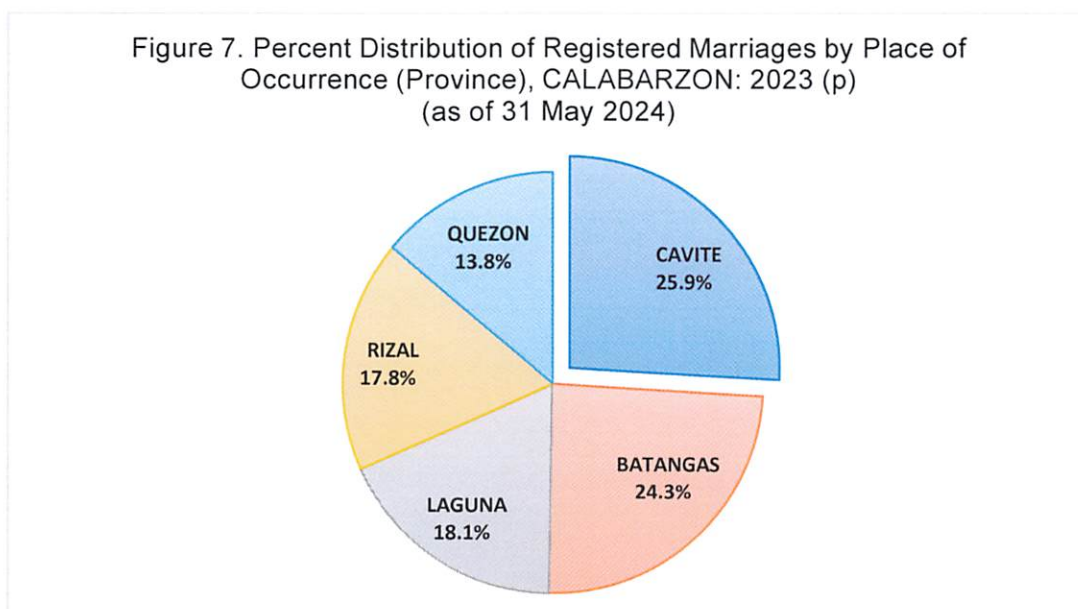
On the contrary, the month of August had the least number of registered marriages with only 2,802 registered marriages. The second with the least number of registered marriages was in November with 3,045, and the third lowest was in October with 3,845.



Source: Philippine Statistics Authority, Civil Registration Service, Vital Statistics Division (Preliminary as of 31 May 2024)
(p) - Preliminary

Cavite registered the highest number of marriages among the provinces in CALABARZON in 2023

Among the provinces in CALABARZON, Cavite had the highest number of registered marriages in 2023 which accounted for 25.9 percent of the total. This was followed by Batangas with 24.3 percent then Laguna with 18.1 percent share. Quezon province had the lowest number of registered marriages with only a 13.8 percent share in the region. This was followed by Rizal with 17.8 percent share.



Source: Philippine Statistics Authority, Civil Registration Service, Vital Statistics Division (Preliminary as of 31 May 2024)
(p) – Preliminary

DEATH STATISTICS

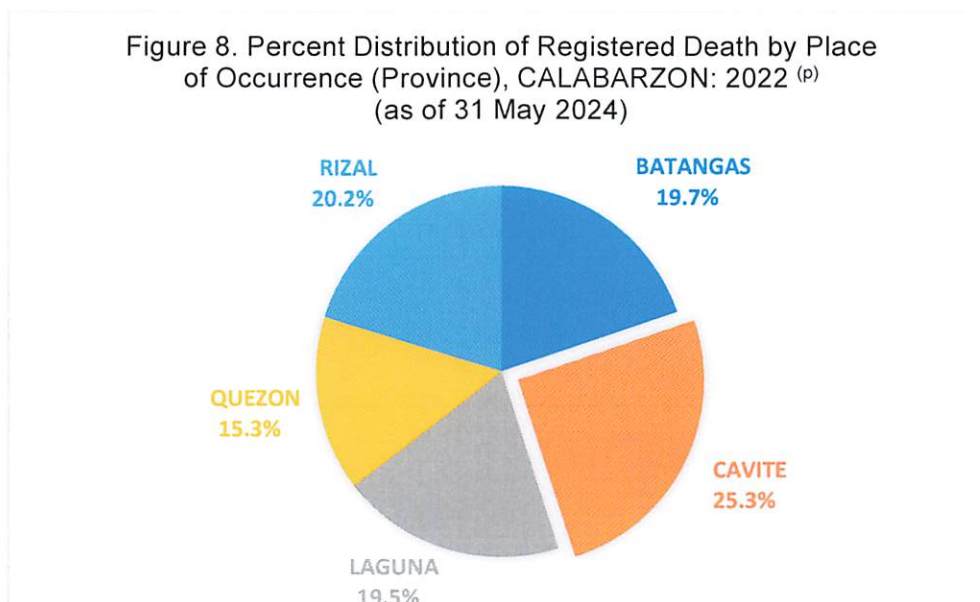
How many deaths were registered in 2023?

In the Philippines, the preliminary number of registered deaths had a total of 647,893 in 2023. In CALABARZON, it reached 103,184, higher than the total registered deaths of 98,590 in 2023. This is about 12 deaths per hour.



The highest number of deaths occurred in Cavite

Meanwhile, the majority (25.3 percent) of the total registered deaths from January to December 2023 was recorded in the province of Cavite at 25.3 percent. This was followed by Rizal who shared 20.2 percent, while Batangas and Laguna contributed 19.7 percent and 19.5 percent respectively, and lastly, Quezon with 15.3 percent, of the total registered deaths in the region during the same period.



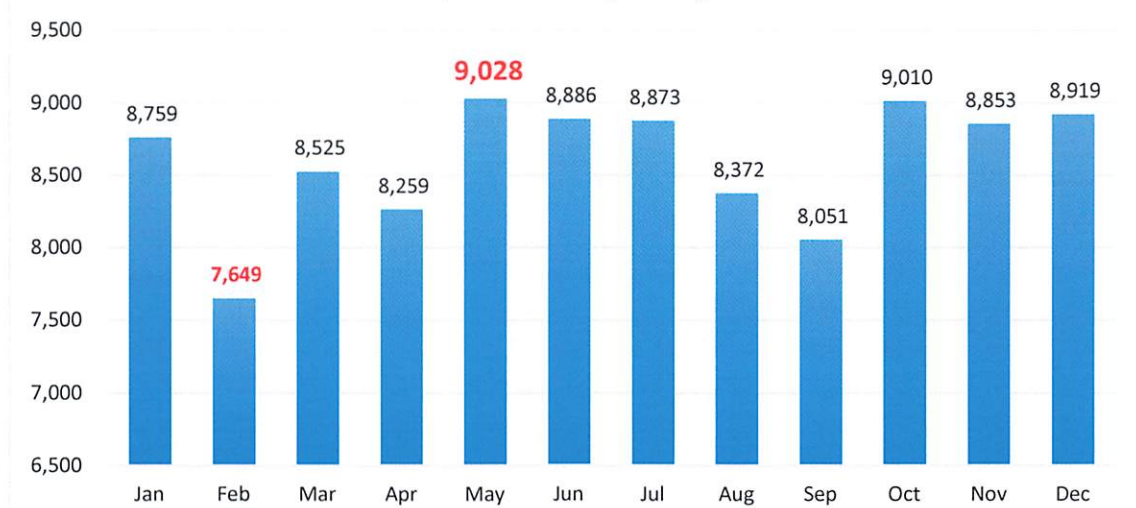
Source: Philippine Statistics Authority, Civil Registration Service, Vital Statistics Division (Preliminary as of 31 May 2024)
(p) - Preliminary

May recorded the highest number of registered deaths

For the period of January to December, preliminary results as of 31 May 2024 shows that CALABARZON recorded the highest number of registered deaths in 2023 during the month of May with 9,028. The second highest number of registered deaths was in October with 9,010 while the third highest was recorded in December with 8,919.

On the other hand, the month of February had the least number of registered deaths with only 7,649 registered deaths. The second with the least number of registered deaths was in September with 8,051, and the third lowest was in April with 8,259.

Figure 9. Number of Registered Deaths
by Month of Occurrence, in CALABARZON: 2022 (p)
(as of 31 May 2024)



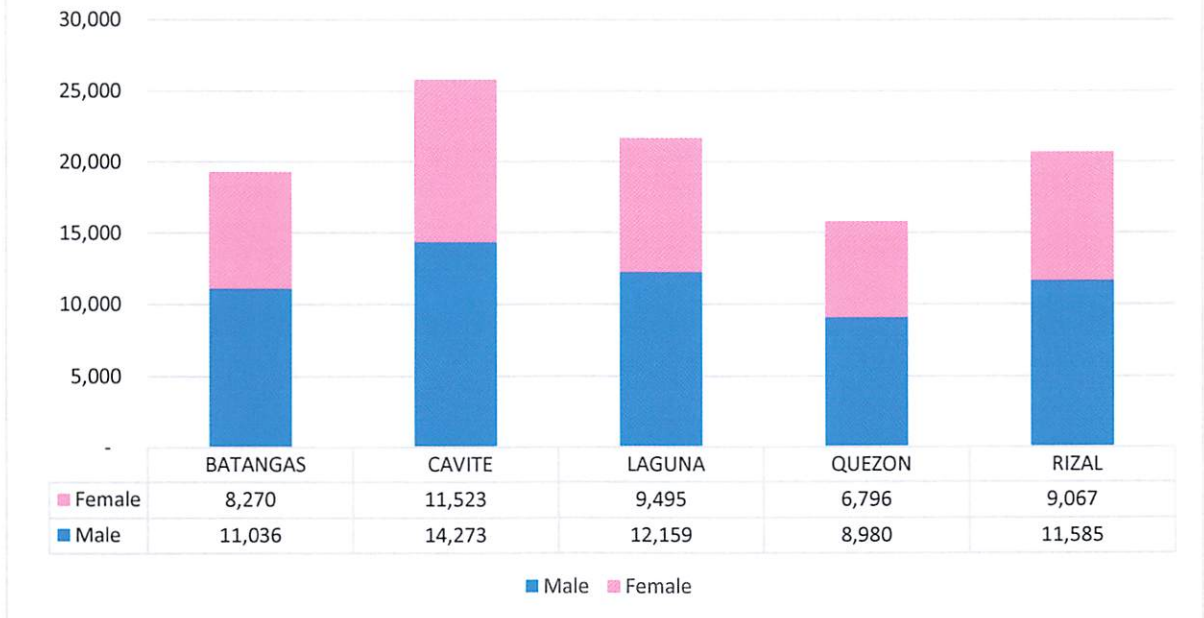
Source: Philippine Statistics Authority, Civil Registration Service, Vital Statistics Division (Preliminary as of 31 May 2024)
(p) - Preliminary

More male deaths than female deaths

In CALABARZON, there was a higher number of male deaths than female deaths in all five provinces in 2023. Among the provinces, Cavite registered the highest number of deaths for both males and females with a total of 14,273 and 11,523 respectively. Laguna registered the second highest number of deaths of male with 12,159 while 9,495 deaths of female.

However, Quezon had the lowest number of registered deaths with a total of 8,980 for males and 6,796 for females.

Figure 10. Number of Registered Deaths by Sex in CALABARZON: 2023 ^(p)
(as of 31 May 2024)



Source: Philippine Statistics Authority, Civil Registration Service, Vital Statistics Division (Preliminary as of 31 May 2024)

(p) - Preliminary

CHARITO C. ARMONIA
Regional Director

WAV
WAV/MCB/PPM