



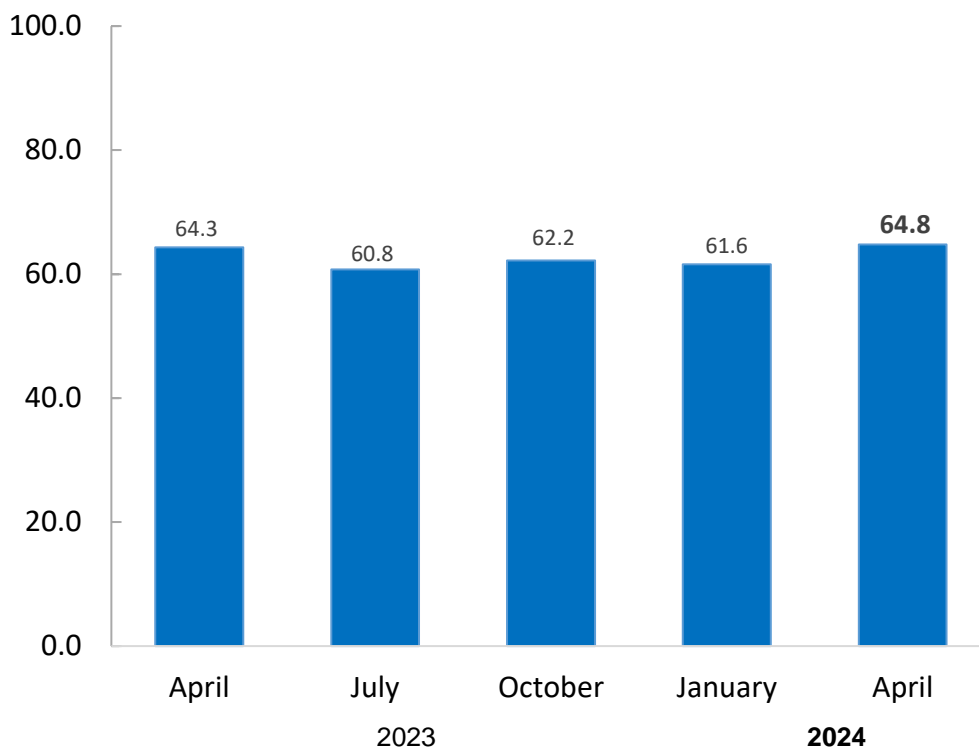
SPECIAL RELEASE

Employment Situation in CALABARZON: As of April 2024

Date of Release: 14 June 2024

Reference No. 2024-0400-SR15

Figure 1. Labor Force Participation Rate, CALABARZON:
April 2023 to April 2024



Notes: Estimates for July and October 2023 and January and April 2024 are preliminary and may change.

Source: Philippine Statistics Authority, Labor Force Survey

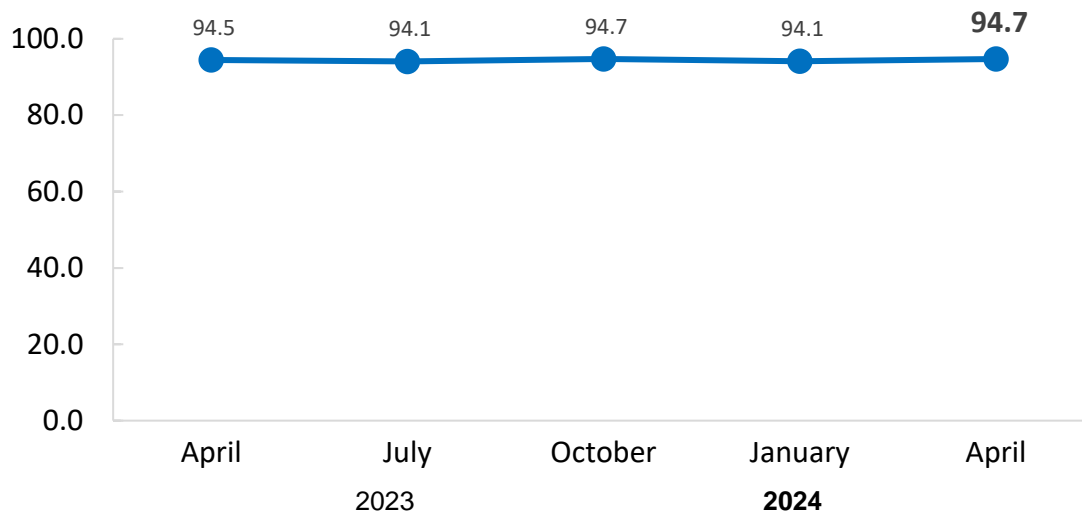
Of the estimated 12.07 million population 15 years old and over in CALABARZON, about 64.8 percent or 7.82 million are considered persons in the labor force (See *summary statistics*). It means that about 648 out of 1,000 population aged 15 years and over in the region were either employed or unemployed. The labor force participation rate (LFPR) in April 2024 posted an increase of 3.2 percentage points compared to the LFPR in January 2024; and about 0.5 percentage point higher than the LFPR in April 2023.



Employment rate increased by 0.6 percentage point

Employment rate (ER) in April 2024 slightly increased by 0.6 percentage point from 94.1 percent in January 2024 to 94.7 percent in April 2024. Compared to the ER of 94.5 percent in April 2023, it is higher by 0.2 percentage point. In numbers, it translates to 7.41 million employed persons as of April 2024, from 7.16 million in April 2023.

Figure 2. Employment Rate, CALABARZON: April 2020 to April 2021

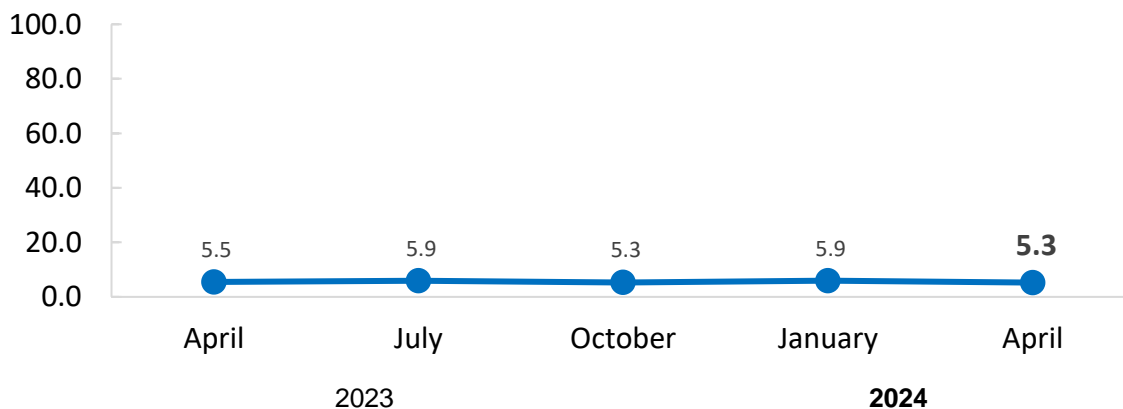


Notes: Estimates for July and October 2023 and January and April 2024 are preliminary and may change.
Source: Philippine Statistics Authority, Labor Force Survey

Unemployment rate is recorded at 5.3 percent

Unemployment rate in CALABARZON is estimated at 5.3 percent, lower by 0.6 percentage point compared to 5.9 percent in the first quarter of 2024. On the other hand, it is lower by 0.2 percentage point compared to the 5.5 percent unemployment rate in the same period last year.

Figure 3. Unemployment Rate, CALABARZON: April 2023 to April 2024



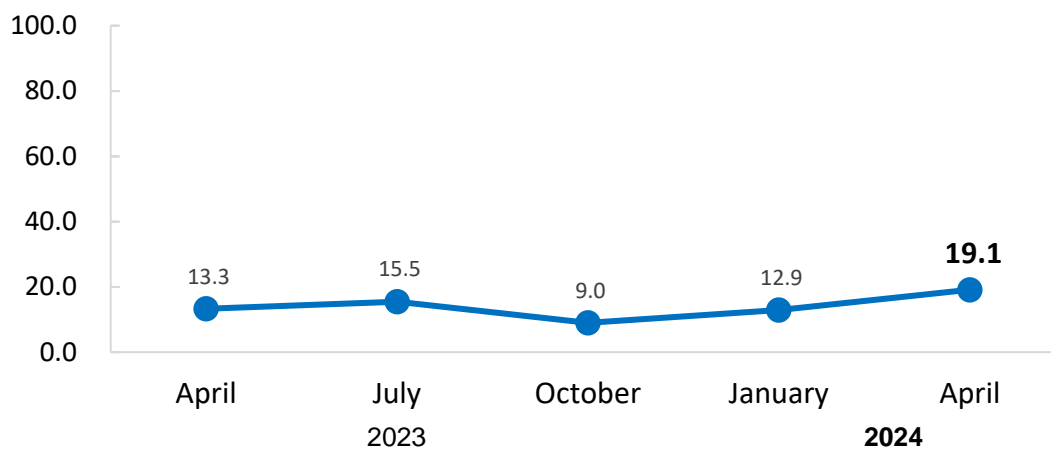
Notes: Estimates for July and October 2023 and January and April 2024 are preliminary and may change.
Source: Philippine Statistics Authority, Labor Force Survey



Underemployment rate is registered at 19.1 percent

Underemployed persons in the region were estimated at 1.42 million as of April 2024. This number represented 19.1 percent of the total employed persons in the region. The underemployment rate was higher by 5.8 percentage points compared to the same period last year. Underemployed persons are those who were employed but still express their desire to have additional hours of work in their present job, or to have an additional job, or have a new job with longer working hours.

Figure 4. Underemployment Rate, CALABARZON: April 2023 to April 2024



Notes: Estimates for July and October 2023 and January and April 2024 are preliminary and may change.

Source: Philippine Statistics Authority, Labor Force Survey

Employment, Unemployment, Underemployment rate by Region

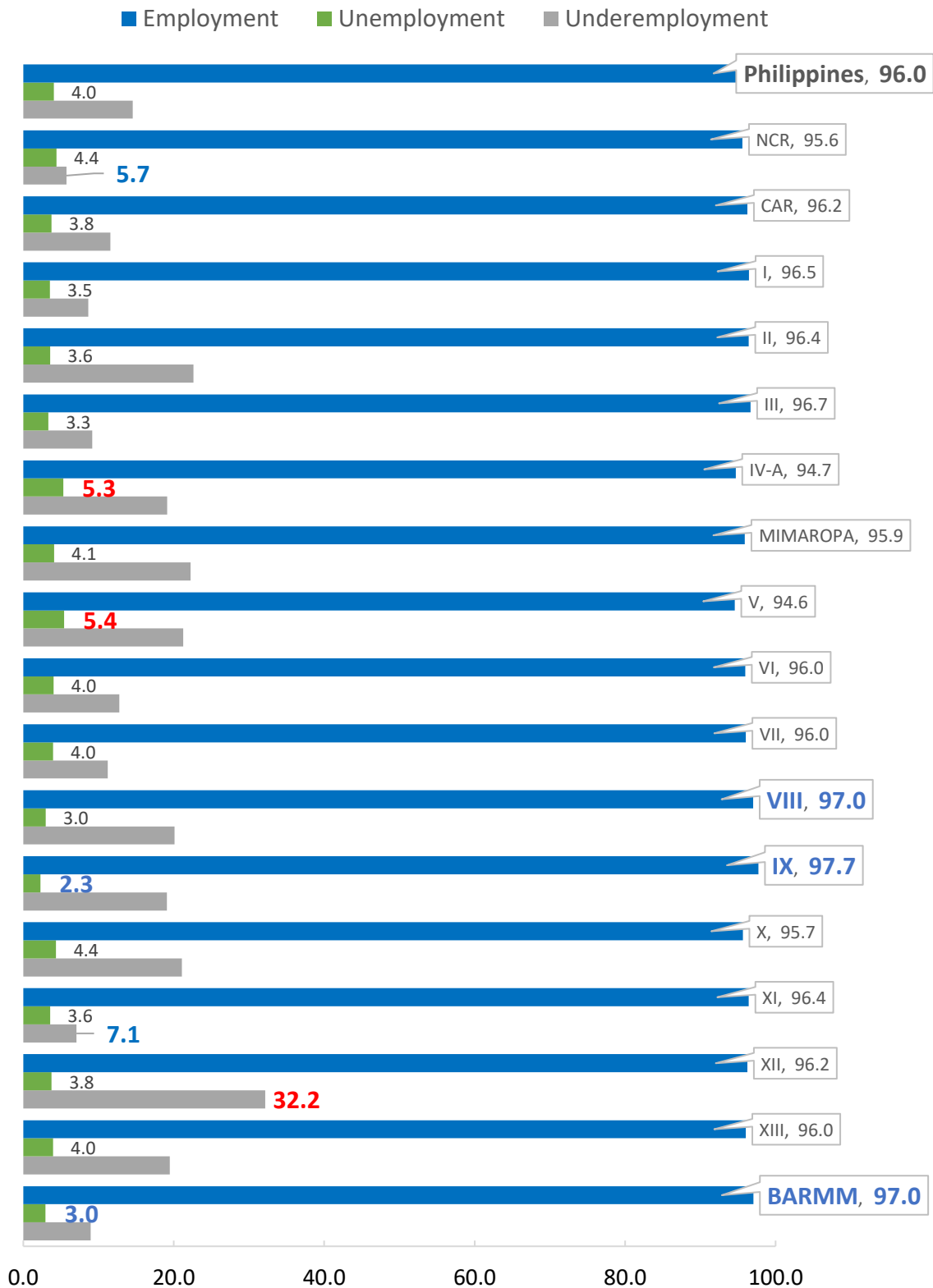
Employment rate of CALABARZON is 1.3 percentage points lower than the 96.0 percent employment rate of the Philippines for the second quarter of this year. The region is second to Bicol Region (5.4 percent) with the highest unemployment rate for the second quarter of 2024. Region IX (Zamboanga Peninsula) registered the lowest unemployment rate at 2.3 percent during the period; followed by Bangsamoro Autonomous Region in Muslim Mindanao (BARMM) and Region VIII (Eastern Visayas) both at 3.0 percent.

Across regions, Region XII (SOCCSKSARGEN) posted the highest underemployment rate at 32.2 percent in April 2024. While National Capital Region (NCR) had the lowest underemployment rate of 5.7 percent, followed by Region XI (Davao Region) at 7.1 percent.



REPUBLIC OF THE PHILIPPINES
PHILIPPINE STATISTICS AUTHORITY
 REGION IV-A – CALABARZON

Figure 5. Employment Rate, Unemployment Rate and Underemployment Rate by Region, Philippines: April 2024



Notes: Estimates for April 2024 are preliminary and may change.

Source: Philippine Statistics Authority, Labor Force Survey



REPUBLIC OF THE PHILIPPINES

PHILIPPINE STATISTICS AUTHORITY

REGION IV-A – CALABARZON

SUMMARY STATISTICS

CALABARZON	2023			2024	
	April	July	October	January	April
Total Population 15 Years Old (in '000)	11,788	11,918	11,954	12,043	12,070
Labor Force (in '000)	7,580.1	7,241.8	7,431.7	7,413.9	7,820.7
Labor Force Participation Rate	64.3	60.8	62.2	61.6	64.8
Employment (in '000)	7,163	6,813	7,040	6,977	7,406
Employment Rate	94.5	94.1	94.7	94.1	94.7
Unemployment (in '000)	417	428	392	437	415
Unemployment Rate	5.5	5.9	5.3	5.9	5.3
Underemployment (in '000)	951	1,054	632	898	1,416
Underemployment Rate	13.3	15.5	9.0	12.9	19.1

Notes: Estimates for July and October 2023 and January and April 2024 are preliminary and may change.
Values may not add up to totals due to rounding.

Source: Philippine Statistics Authority, Labor Force Survey

Highlights

- Total labor force population in April 2024 was estimated at 7.82 million in CALABARZON. This translates to 64.8 percent labor force participation rate.
- Total employed persons in the region for the second quarter were approximately 7.41 million population 15 years old and over or a regional employment rate of 94.7 percent.
- Total unemployed persons reached 415 thousand.
- Underemployment rate was recorded at 19.1 percent or approximately 1.42 million employed persons.


CHARITO C. ARMONIA
Regional Director


BFP/COB/JGM/SNE