



PRESS RELEASE

2023 Annual Labor Market Statistics in Rizal (Preliminary Result)

Date of Release: 24 March 2025
 Reference No. 2025-05

Sixty-eight percent of the population 15 years old and over were in the labor force

In 2023, the labor force participation rate (LFPR) in Rizal was estimated at 68.1 percent or 681 in every 1,000 Rizalenos 15 years old and over were either employed or unemployed. This translates to 1.6 million Rizalenos who were in the labor force out of the estimated 2.39 million Filipinos 15 years old and over in 2023. (Table 1)

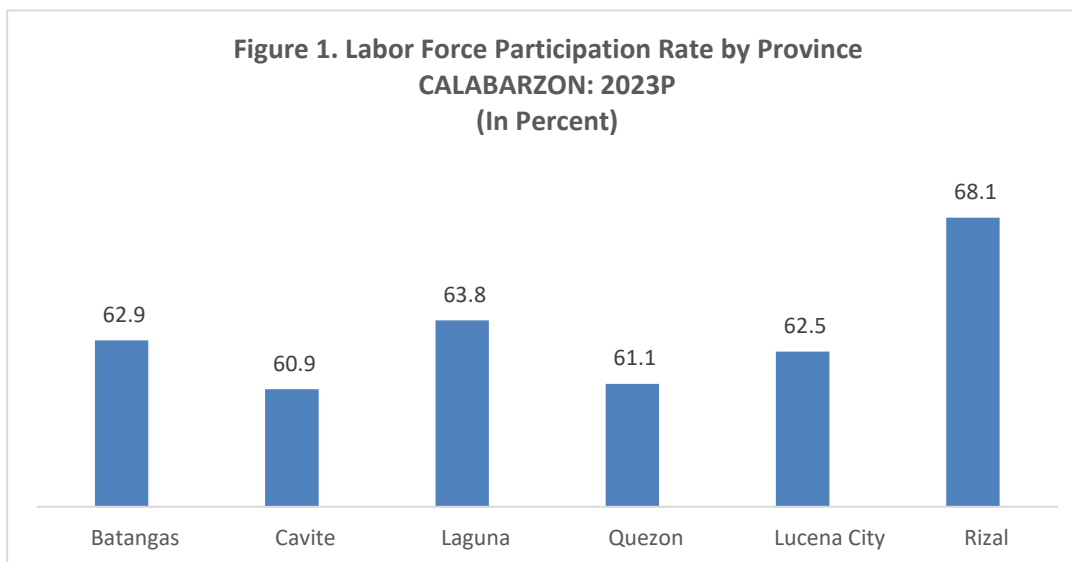
In CALABARZON, Rizal registered the highest LFPR. (Table 1 and Figure 1)

Table 1. Population 15 years old and over, Total Persons in the Labor Force, and Labor Force Participation Rate: 2022 and 2023

	Population 15 years old and over		Total Persons in the Labor Force		Labor Force Participation Rate		Increment/Decrement (2023-2022)	
	Annual 2022 ^f	Annual 2023 ^p	Annual 2022 ^f	Annual 2023 ^p	Annual 2022 ^f	Annual 2023 ^p	Total Persons in the Labor Force ('000)	Labor Force Participation Rate (%)
	Estimate ('000)	Estimate ('000)	Estimate ('000)	Estimate ('000)	Estimate (%)	Estimate (%)		
REGION IVA (CALABARZON)	11,668	11,891	7,523	7,537	64.5	63.4	14	-1.1
Batangas	2,221	2,273	1,429	1,431	64.3	62.9	2	-1.4
Cavite	3,115	3,170	1,980	1,930	63.6	60.9	-49	-2.7
Laguna	2,438	2,490	1,595	1,588	65.4	63.8	-7	-1.6
Quezon	1,360	1,378	828	842	60.9	61.1	14	0.2
Lucena City	195	195	119	122	61.1	62.5	3	1.4
Rizal	2,340	2,386	1,572	1,624	67.2	68.1	52	0.9

p - Estimates are preliminary and may change.
f - Estimates are final.





p Estimates are preliminary and may change
Source: Philippine Statistics Authority, 2023 Labor Force Survey

Employment rate registered at 93.0 percent

The employment rate in 2023 was estimated at 93.0 percent, corresponding to 1.51 million Rizalenos who had a job or business out of the 1.6 million in the labor force (Tables 1 and 2)

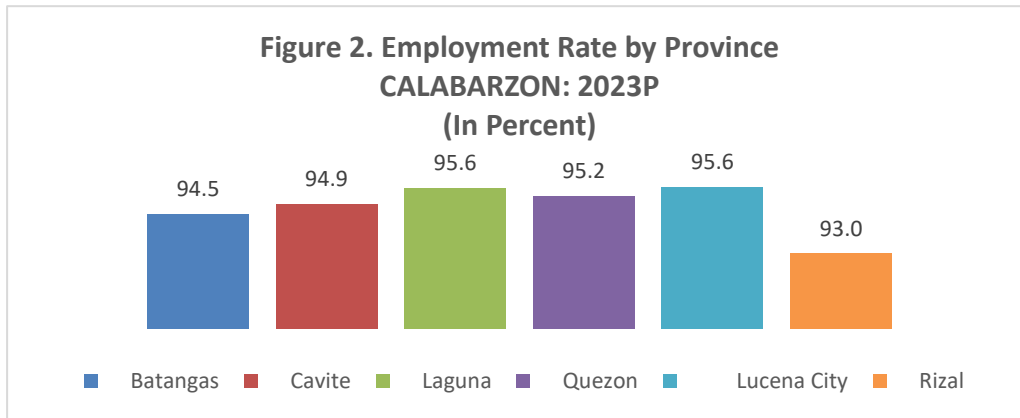
Among provinces in CALABARZON, Rizal had the lowest employment rate registered, that is also lower than the regional estimate of 94.6 percent.

Table 2. Total Number of Employed Persons and Employment Rate: 2022 and 2023

	Total Number of Employed Persons	Total Number of Employed Persons	Employment Rate	Employment Rate	Increment/Decrement (2023-2022)	
	Annual 2022 ^f	Annual 2023 ^p	Annual 2022 ^f	Annual 2023 ^p	Number of Employed Persons ('000)	Employment Rate (%)
	Estimate ('000)	Estimate ('000)	Estimate (%)	Estimate (%)		
REGION IVA (CALABARZON)	7,045	7,129	93.6	94.6	85	0.9
Batangas	1,332	1,352	93.3	94.5	20	1.2
Cavite	1,865	1,832	94.2	94.9	-33	0.7
Laguna	1,498	1,517	93.9	95.6	20	1.6
Quezon	779	802	94.0	95.2	23	1.2
Lucena City	113	117	94.6	95.6	4	1.0
Rizal	1,459	1,509	92.8	93.0	51	0.2

p - Estimates are preliminary and may change.

f - Estimates are final.



^p Estimates are preliminary and may change
Source: Philippine Statistics Authority, 2023 Labor Force Survey

Unemployment rate reached 7.0 percent

The employment rate in 2023 was estimated at 7.0 percent, corresponding to 114 thousand Rizalenos. (Table 3)

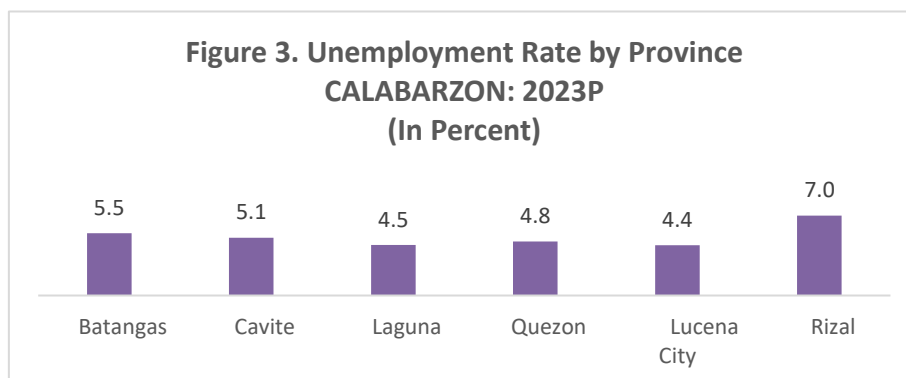
Among provinces in CALABARZON, Rizal had the highest unemployment rate registered.

Table 3. Total Number of Unemployed Persons and Unemployment Rate: : 2022 and 2023

	Total Number of Unemployed Persons	Total Number of Unemployed Persons	Unemployment Rate	Unemployment Rate	Increment/Decrement (2023-2022)	
	Annual 2022 ^f	Annual 2023 ^p	Annual 2022 ^f	Annual 2023 ^p	Number of Unemployed Persons ('000)	Unemployment Rate (%)
	Estimate ('000)	Estimate ('000)	Estimate (%)	Estimate (%)		
REGION IVA (CALABARZON)	478	408	6.4	5.4	-70	-0.9
Batangas	96	79	6.7	5.5	-18	-1.2
Cavite	115	99	5.8	5.1	-16	-0.7
Laguna	97	71	6.1	4.5	-27	-1.6
Quezon	50	40	6.0	4.8	-10	-1.2
Lucena City	6	5	5.4	4.4	-1	-1.0
Rizal	113	114	7.2	7.0	1	-0.2

^p - Estimates are preliminary and may change.

^f - Estimates are final.



^p Estimates are preliminary and may change
Source: Philippine Statistics Authority, 2023 Labor Force Survey

Underemployment rate reached 11.2 percent

Employed persons who expressed the desire to have additional hours of work in their present job, or an additional job, or a new job with longer working hours are considered underemployed.

The total number of underemployed Rizalenos was estimated at 168 thousand or 11.2 percent of the total number of employed Rizalenos in 2023. (Table 4 and Figure 4)

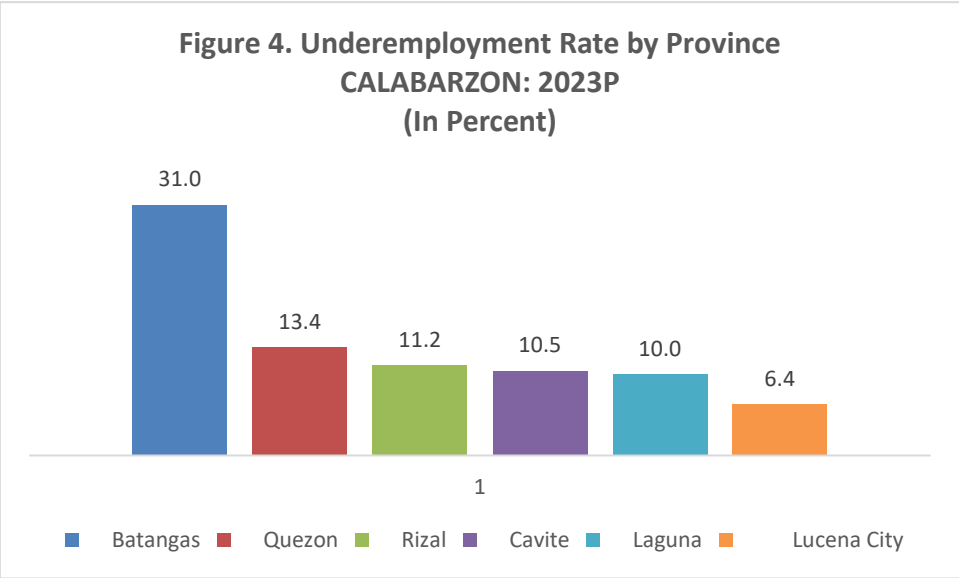
During this period, Rizal posted the third highest underemployment rate in CALABARZON.

Table 4. Total Number of Underemployed Persons and Underemployment Rate: 2022 and 2023

	Total Number of Under employed Persons	Total Number of Under employed Persons	Under employment Rate	Under employment Rate	Increment/Decrement (2023-2022)	
	Annual 2022 ^f	Annual 2023 ^p	Annual 2022 ^f	Annual 2023 ^p	Number of Under employed Persons ('000)	Under employment Rate (%)
	Estimate ('000)	Estimate ('000)	Estimate (%)	Estimate (%)		
REGION IVA (CALABARZON)	1,086	1,048	15.4	14.7	-38	-0.7
Batangas	306	420	23.0	31.0	114	8.1
Cavite	274	193	14.7	10.5	-81	-4.2
Laguna	163	152	10.9	10.0	-11	-0.8
Quezon	110	108	14.1	13.4	-2	-0.7
Lucena City	7	7	6.1	6.4	1	0.3
Rizal	227	168	15.6	11.2	-59	-4.4

p - Estimates are preliminary and may change.

f - Estimates are final.



Estimates are preliminary and may change
 Source: Philippine Statistics Authority, 2023 Labor Force Survey

Y.B.S.
YRA B. SIBUG
 Chief Statistical Specialist
 PSA - Rizal

Y.B.S.