



# SPECIAL RELEASE

## CALABARZON Birth, Marriage, and Death Statistics for 2023 (Provisional, as of 31 July 2024)

Date of Release: 29 October 2024

Reference No. 2024-0400-SR30



The data on the number of births, marriages, and deaths (vital events) presented in this regular monthly release were obtained from the vital events registered, either timely or belatedly, at the appropriate Office of the City/Municipal Civil Registrar throughout the country and subsequently submitted for encoding to the Office of the Civil Registrar General through the Provincial Statistical Offices (PSOs) of the Philippine Statistics Authority (PSA). The information presented includes vital events that occurred from January to December 2023 based on data files received by the PSA - Civil Registration Service (CRS) from the PSOs and has undergone initial processing as of 31 July 2024. Thus, the figures presented herein are still provisional and may differ from the final count. <sup>(1)</sup> The vital events of Filipinos abroad are not yet included in this release, but Filipinos whose usual residence is abroad and foreign nationals with vital events occurring in the country during the reference period were included in this report.

**Notes:**

<sup>(1)</sup> Figures are results of actual registrations without any adjustment of under-registration. Civil Registration is a continuous process. Hence, there is a need to establish certain cut-off period.

### BIRTH STATISTICS

#### How many babies were born in a year?

There were about 1.4 million registered live births in the Philippines in 2023 based on the preliminary results as of 31 July 2024. CALABARZON has the highest number of registered births among the 17 regions of the country. In CALABARZON, 217,897 babies were born from January to December 2023. On average, about 597 babies were born daily. This is equivalent to about 25 babies per hour.



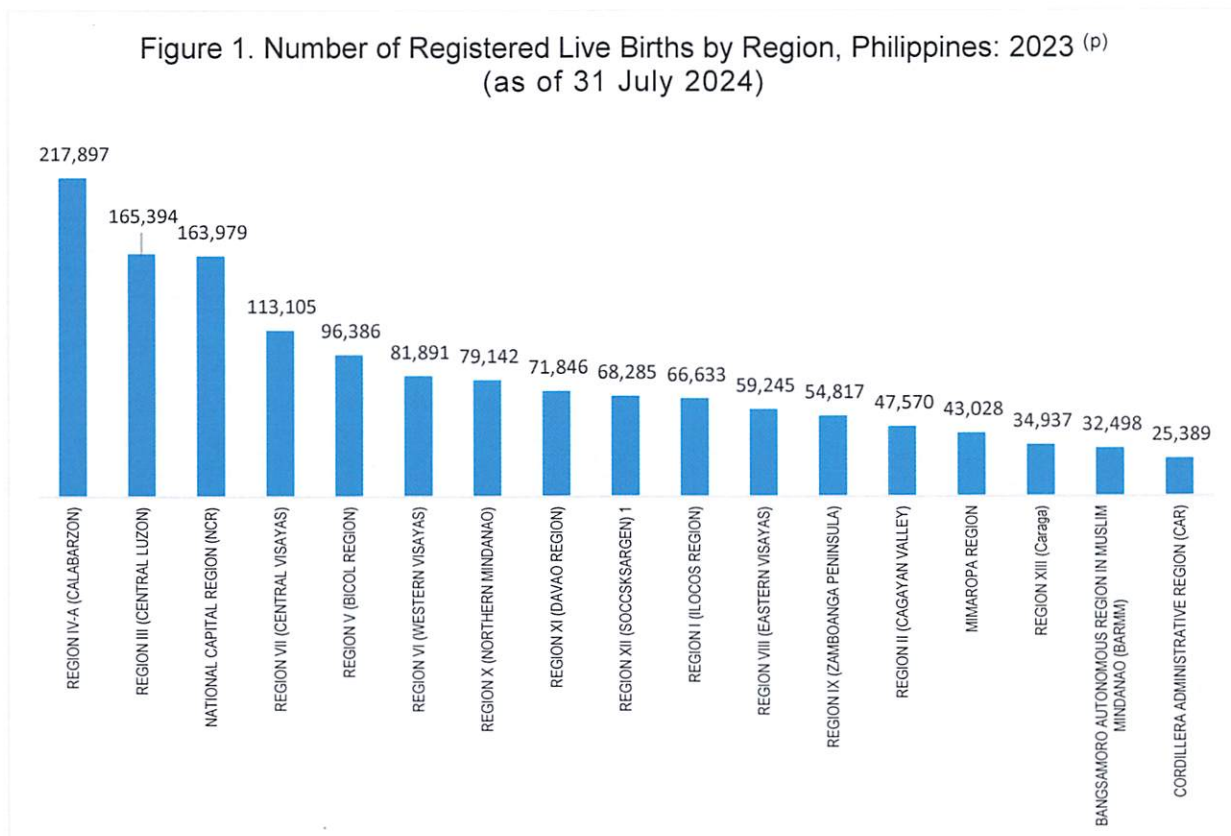
**25 babies**  
born per hour in  
CALABARZON



## The highest number of registered births in the country is in CALABARZON


In 2023, CALABARZON had the highest number of registered births, totaling 217,897, which accounts for about 15.3 percent of the overall figure from January to December followed by Central Luzon with 165,394 registered births. NCR ranked third with 163,979 registered births.

On the other hand, the Cordillera Administrative Region recorded the lowest registered births, with only 25,389.



Source: Philippine Statistics Authority, Civil Registration Service, Vital Statistics Division (Preliminary as of 31 July 2024)  
(p) – Provisional

### TOTAL LIVE BIRTHS IN CALABARZON



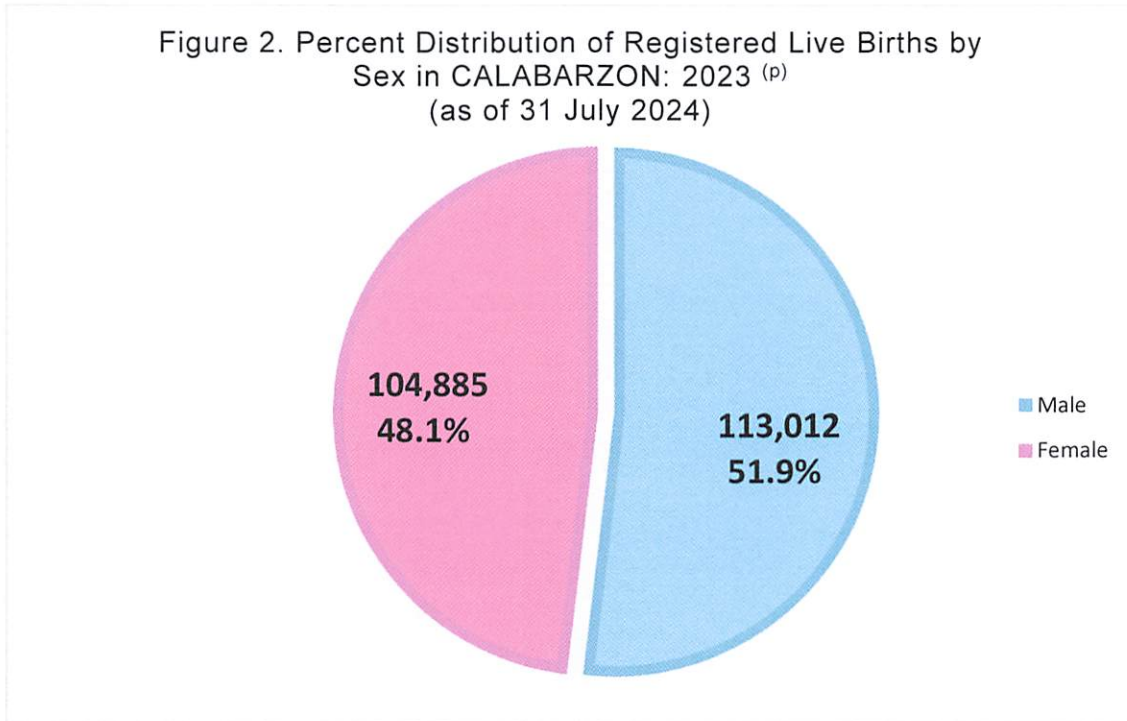
### Registered live births in 2022 increased by 0.51 percent in CALABARZON in 2023

The preliminary number of registered births as of 31 July 2024 in 2023 in CALABARZON reached 217,897. With the cut-off date by the end of July 2024 for processing the birth certificates, this is higher by 0.51 percent than the total registered births of 216,792 in 2022.



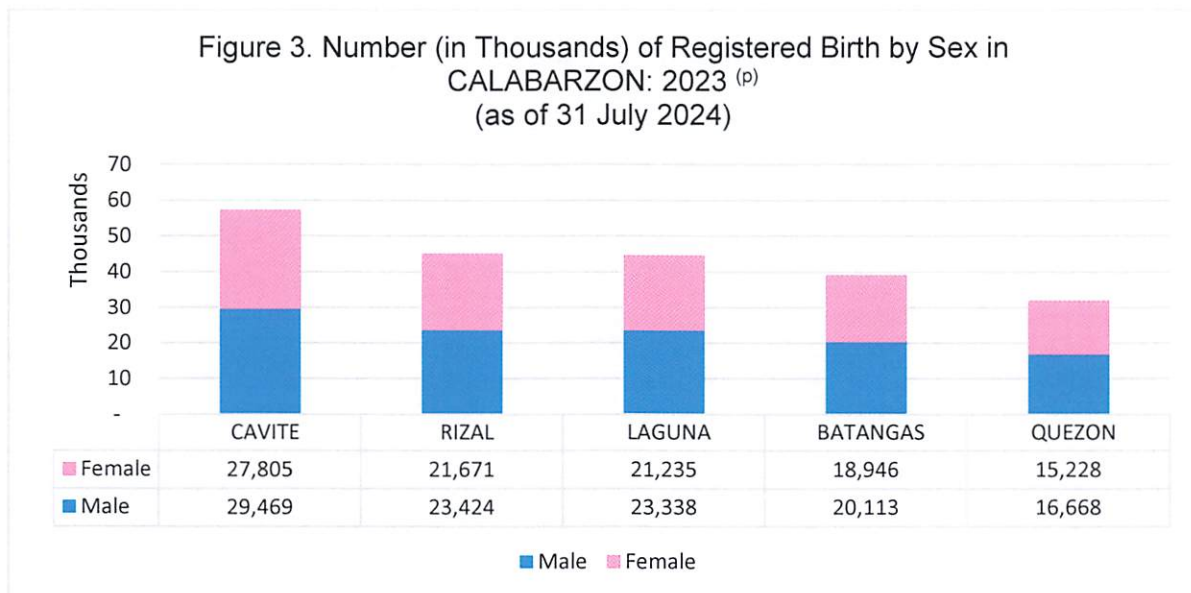
## More males born than females

From the 217,897 registered live births in CALABARZON in 2023, there were more males (113,012 or 51.9% share) born than females (104,885 or 48.1%) in CALABARZON, resulting in a sex ratio at birth of 108 males per 100 females.



Source: Philippine Statistics Authority, Civil Registration Service, Vital Statistics Division (Preliminary as of 31 July 2024)  
(p) – Provisional

Among the provinces, Cavite registered the highest number of births for both males and females with a total of 29,469 and 27,805 respectively while Quezon has the lowest number of births with a total of 16,668 for males and 15,228 for females.



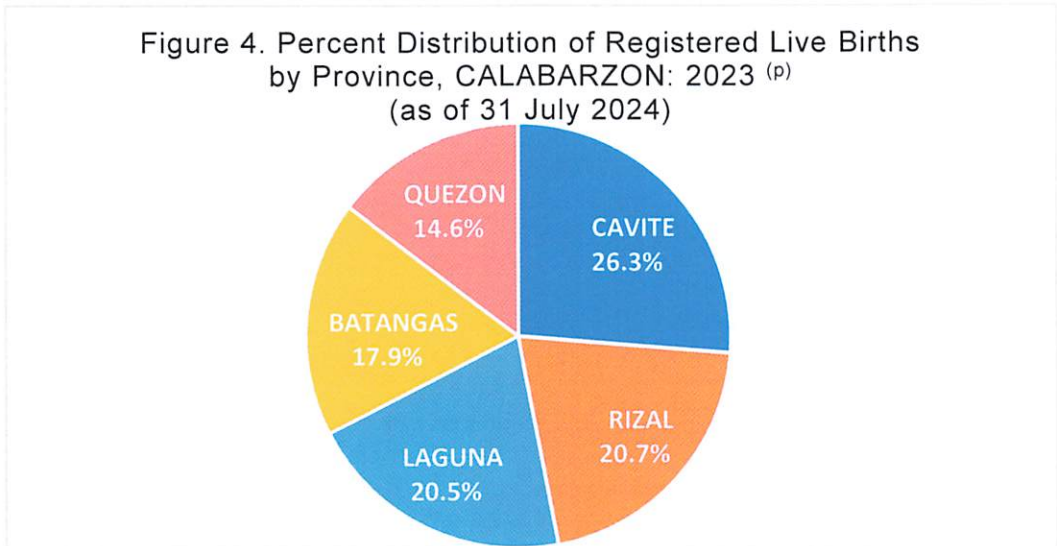
Source: Philippine Statistics Authority, Civil Registration Service, Vital Statistics Division (Preliminary as of 31 July 2024)  
(p) – Provisional



### The highest occurrence of births recorded in Cavite

Cavite recorded the highest number of birth occurrences in 2023 with a 26.3 percent share (57,274). This was followed by Rizal at 20.7 percent (45,095) while Laguna occurred third as having the highest occurrence of births at 20.5 percent (44,573).

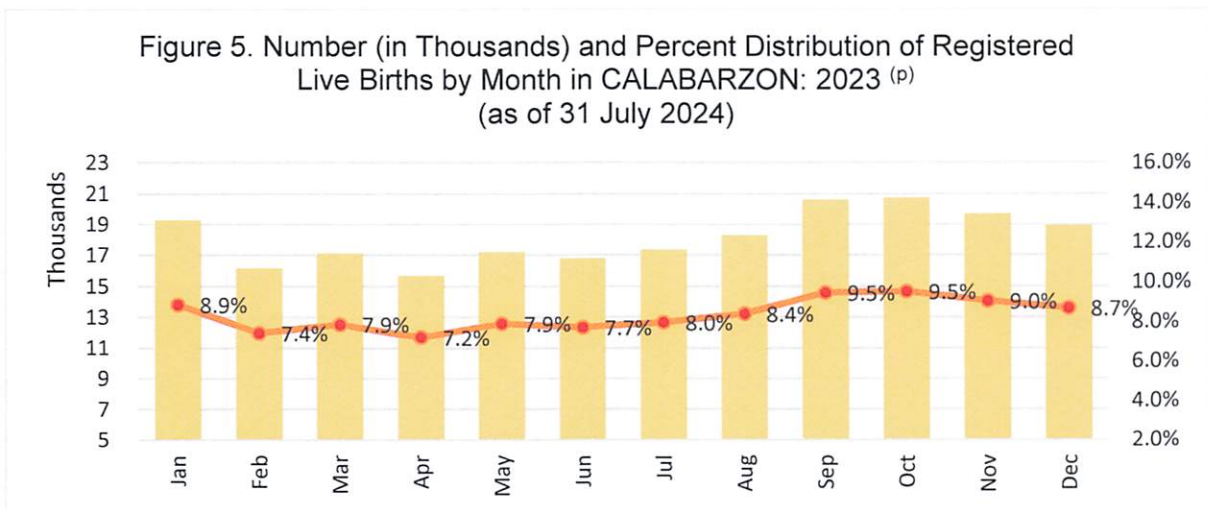
On the other hand, Quezon had the least share at 14.6 percent (31,896). This was followed by Batangas at 17.9 percent share (39,059).



Source: Philippine Statistics Authority, Civil Registration Service, Vital Statistics Division (Preliminary as of 31 July 2024)  
(p) - Preliminary

### Most number of births registered in October

In 2023, the most number of live births were registered in the month of October at 20,738 or 9.5 percent share of the total registered births in CALABARZON. It was followed by the month of September at 20,606 or 9.5, then November at 19,678. On the other hand, April had the least number of registered live births at 15,694 with a 7.2 percent share.



Source: Philippine Statistics Authority, Civil Registration Service, Vital Statistics Division (Preliminary as of 31 July 2024)  
(p) - Preliminary



# MARRIAGE STATISTICS

## How many marriages were held in 2023?



**MARRIAGES PER HOUR  
IN CALABARZON**

The preliminary number of registered marriages in the country from January to December 2023 reached 406,331, lower by 9.6 percent than the total registered marriages of 449,428 in the same period in 2022.

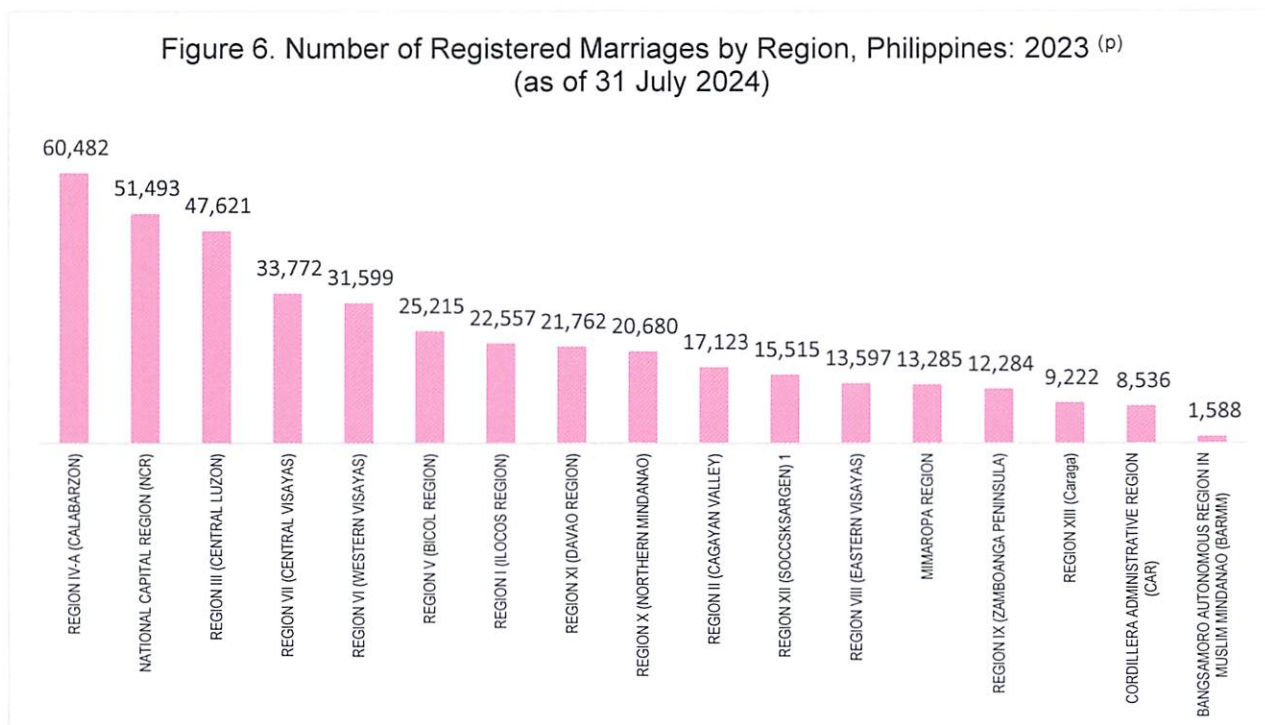
In 2023, the country had about 1,113 registered marriages per day. This is equivalent to about 46 marriages per hour.

In CALABARZON, there were about 7 marriages per hour.

## CALABARZON had the highest number of registered marriages in the country

Among the regions, CALABARZON recorded the highest number of registered marriages at 60,482, approximately 14.9 percent of the total, for the period of January to December 2023. NCR came in second with 51,493 followed by Central Luzon with 47,621 registered marriages.

However, BARMM had the lowest number of recorded marriages with only 1,588.



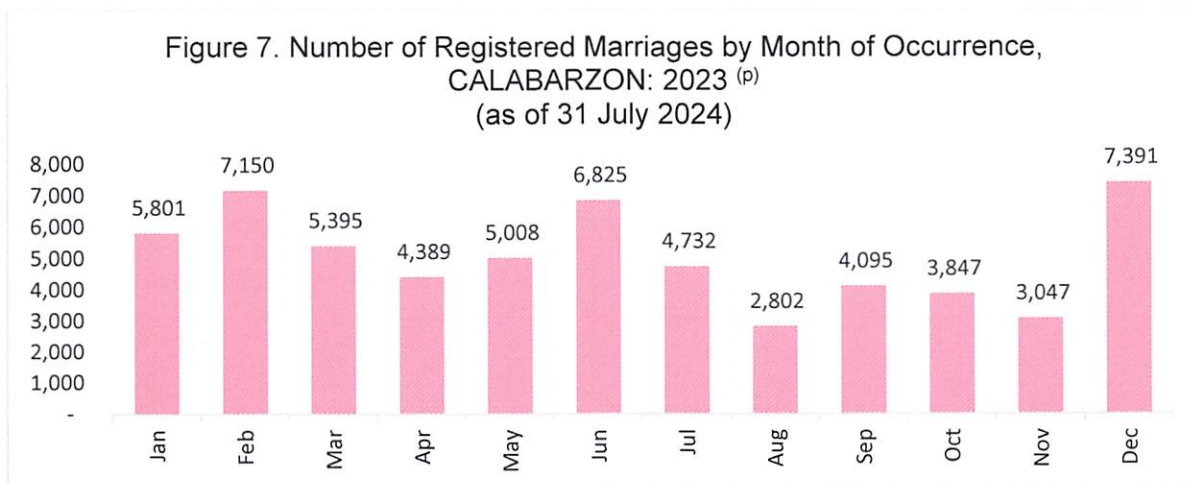
Source: Philippine Statistics Authority, Civil Registration Service, Vital Statistics Division (Preliminary as of 31 July 2024)  
(p) - Preliminary



### Most couples in CALABARZON marry in December

The month with the highest number of registered marriages in CALABARZON in 2023 is December at 7,391, followed by February at 7,150 and June at 6,825.

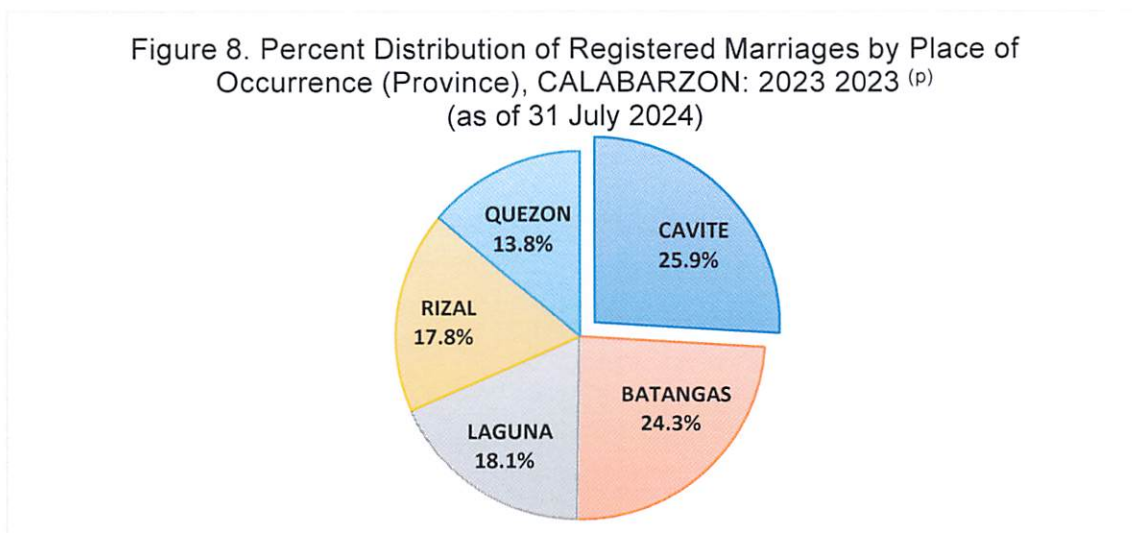
On the contrary, the month of August had the least number of registered marriages with only 2,802 registered marriages.



Source: Philippine Statistics Authority, Civil Registration Service, Vital Statistics Division (Preliminary as of 31 July 2024)  
(p) - Preliminary

### Cavite registered the highest number of marriages among the provinces in CALABARZON in 2023

Among the provinces in CALABARZON, Cavite had the highest number of registered marriages in 2023 which accounted for 25.9 percent of the total. This was followed by Batangas with 24.3 percent then Laguna with 18.1 percent share. Quezon province had the lowest number of registered marriages with only a 13.8 percent share in the region. This was followed by Rizal with 17.8 percent share.




Source: Philippine Statistics Authority, Civil Registration Service, Vital Statistics Division (Preliminary as of 31 July 2024)  
(p) – Preliminary



## DEATH STATISTICS

### How many deaths were registered in 2023?

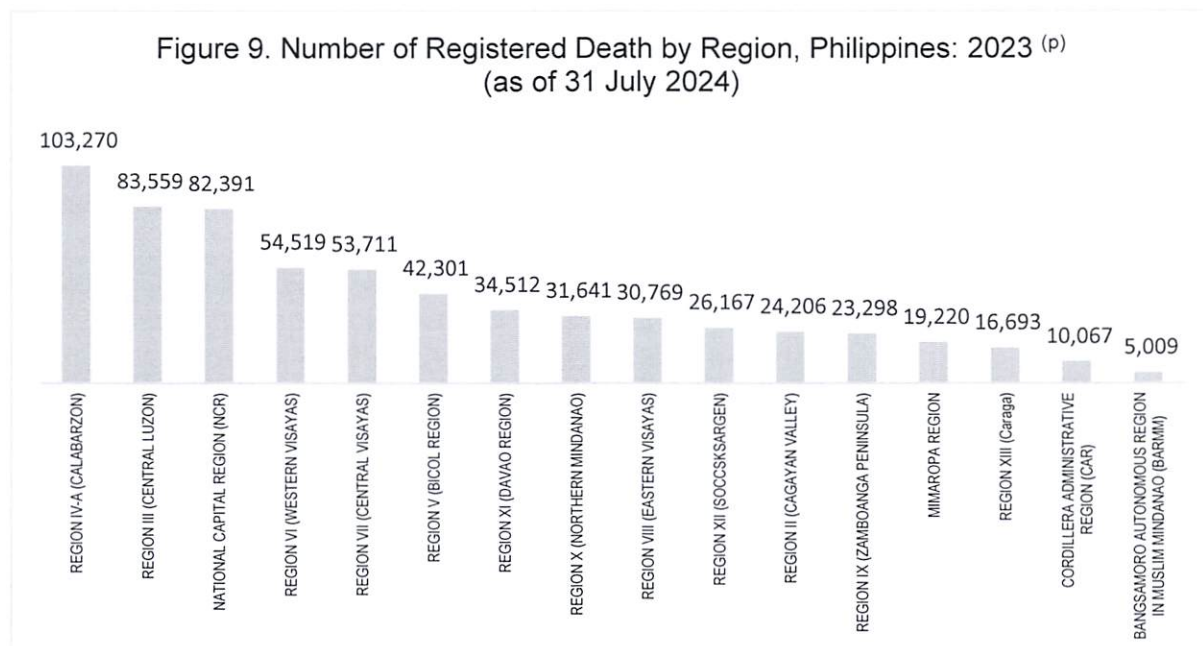
In the Philippines, the preliminary number of registered deaths had a total of 682,531 in 2023. In CALABARZON, it reached 103,270, higher than the total registered deaths of 98,590 in 2022. This is about 12 deaths per hour.



### The highest number of deaths in the country recorded in CALABARZON

In 2023, CALABARZON had the highest number of registered deaths, totaling 103,270, which represents about 15.1 percent of all deaths during the year. Central Luzon followed with 83,559 deaths, while NCR ranked third with 82,391.

In contrast, BARMM reported the lowest registered deaths, with 5,009.



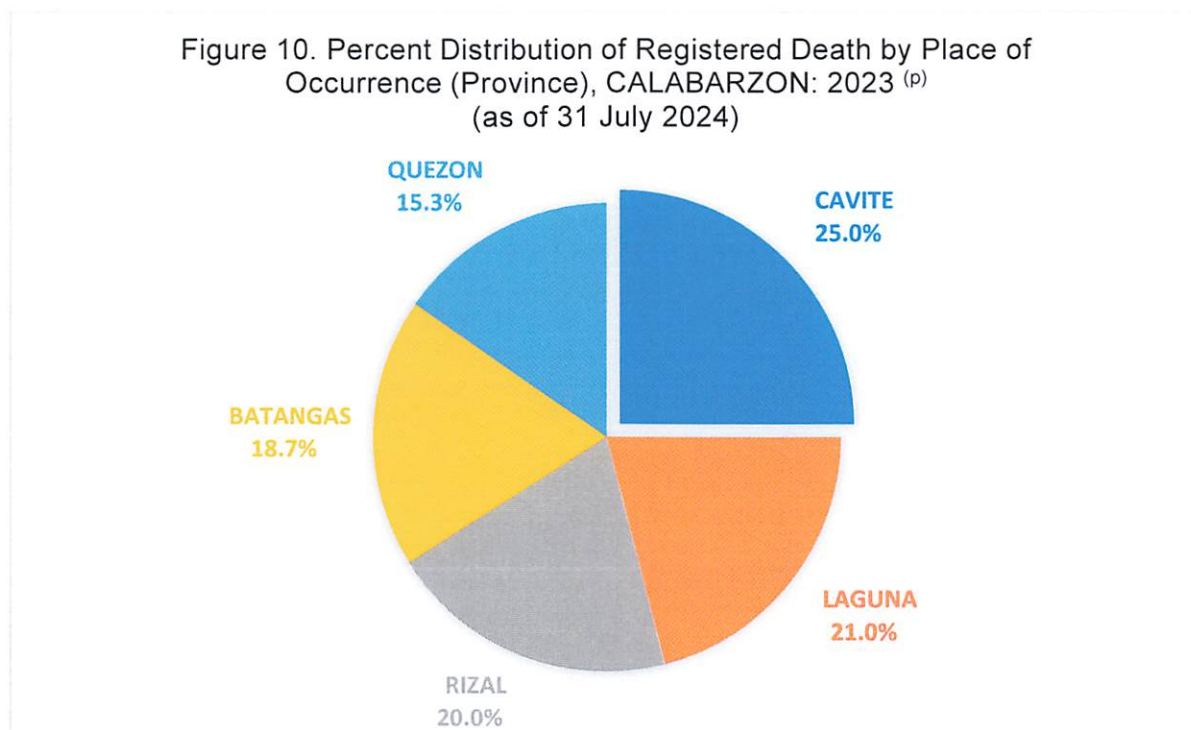
Source: Philippine Statistics Authority, Civil Registration Service, Vital Statistics Division (Preliminary as of 31 July 2024)  
(p) – Preliminary



## The highest number of deaths occurred in Cavite

Meanwhile, the majority of total registered deaths from January to December 2023 occurred in the province of Cavite, which accounted for 25.0 percent. This was followed by Laguna, contributing 21.0 percent. Rizal had the third highest number of deaths, with a contribution of 20.0 percent.

Quezon had the lowest number of registered deaths, representing 15.3 percent of the total in the region during the same period. This was followed by Batangas, with an 18.7 percent share.



Source: Philippine Statistics Authority, Civil Registration Service, Vital Statistics Division (Preliminary as of 31 July 2024)  
(p) - Preliminary

## May recorded the highest number of registered deaths

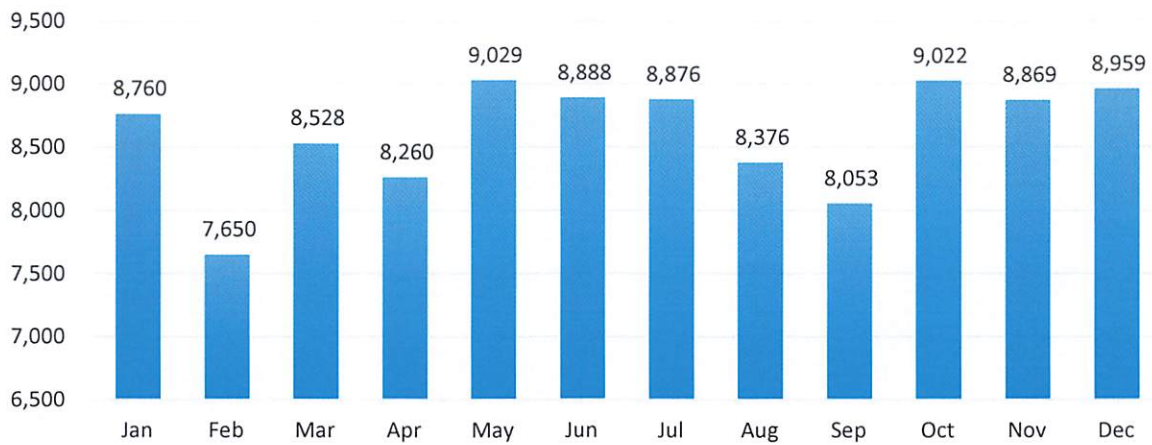
For the period of January to December, preliminary results as of 31 July 2024 shows that CALABARZON recorded the highest number of registered deaths in 2023 during the month of May with 9,029. The second highest number of registered deaths was in October with 9,022 while the third highest was recorded in December with 8,959.

On the other hand, the month of February had the least number of registered deaths with only 7,650 registered deaths.





Figure 11. Number of Registered Deaths by Month of Occurrence, in CALABARZON: 2023 <sup>(p)</sup> (as of 31 July 2024)



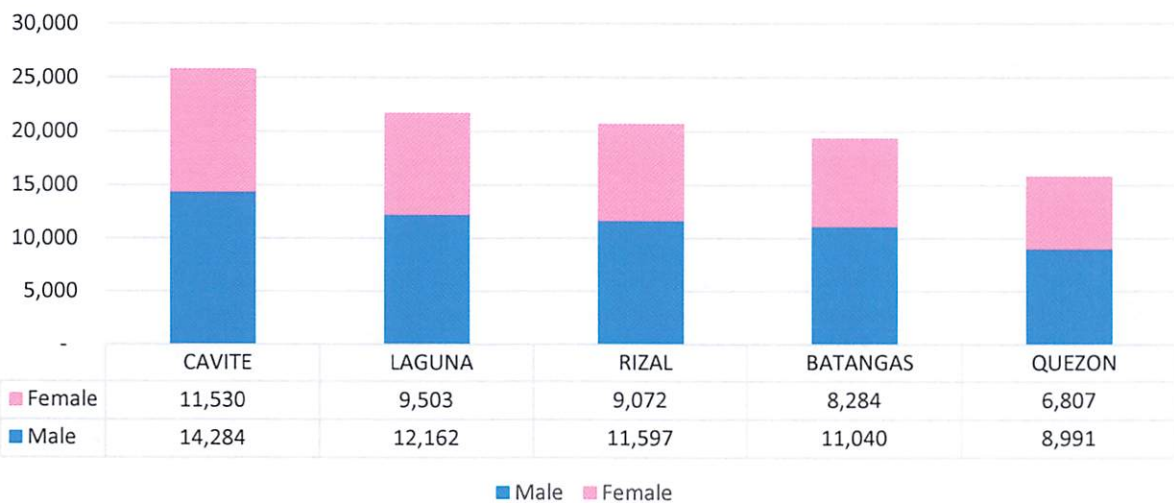
Source: Philippine Statistics Authority, Civil Registration Service, Vital Statistics Division (Preliminary as of 31 July 2024)  
(p) - Preliminary

### More male deaths than female deaths

In CALABARZON, there was a higher number of male deaths than female deaths in all five provinces in 2023. Among the provinces, Cavite registered the highest number of deaths for both males and females with a total of 14,284 and 11,530 respectively. Laguna registered the second highest number of deaths of male with 12,162 while 9,503 deaths of female.

However, Quezon had the lowest number of registered deaths with a total of 8,991 for males and 6,807 for females.

Figure 12. Number of Registered Deaths by Sex in CALABARZON: 2023 <sup>(p)</sup> (as of 31 July 2024)

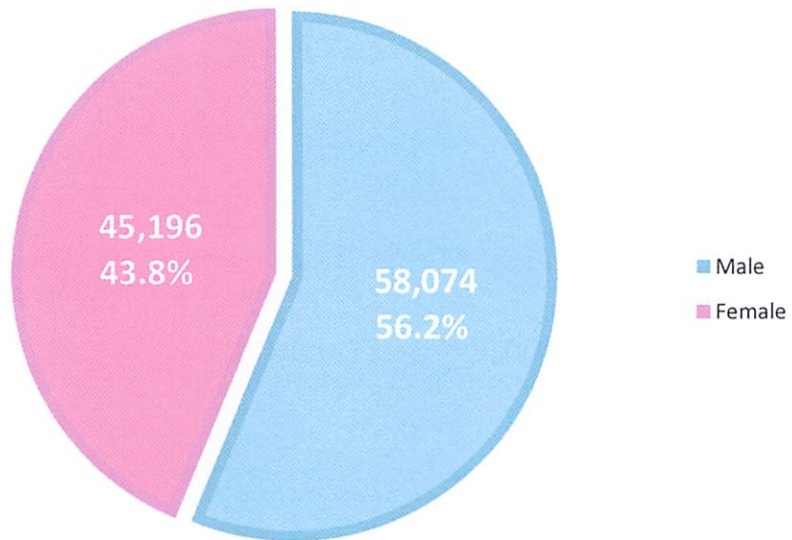


Source: Philippine Statistics Authority, Civil Registration Service, Vital Statistics Division (Preliminary as of 31 July 2024)  
(p) - Preliminary



In 2023, CALABARZON recorded 103,270 deaths, with male deaths totaling 58,074 (56.2 percent) compared to 45,196 female deaths (43.8 percent). This resulted in a sex ratio of 128 males for every 100 females.

Figure 13. Percent Distribution of Registered Deaths by Sex in CALABARZON: 2023 <sup>(p)</sup>  
(as of 31 July 2024)



Source: Philippine Statistics Authority, Civil Registration Service, Vital Statistics Division (Preliminary as of 31 July 2024)  
(p) - Preliminary

**CHARITO C. ARMONIA**  
Regional Director

*WAV/VCB/PPZ*

