

SPECIAL RELEASE

Marriage Statistics

SEPTEMBER 2024

Reference No. 2025-SR-031
Date of Release: 23 June 2025



This special release presents the statistical data on marriages occurring for the month of September 2024 in the Province of Cavite. This publication shows the disaggregated data on registered marriages by registration status down to city/municipal level. It also presents the total registered marriages by nationality of bride and groom. The civil registry documents transmitted by the Local Civil Registry Offices (LCROs) to Cavite Provincial Office for machine processing served as the source of data in preparation of this publication.

Marriages in Cavite

The total marriages registered in the Province of Cavite for the month of September 2024 was 819. Figure 1 shows that City of Bacoor recorded the highest registered marriages at 132, followed by Silang and City of Imus with 112 and 90 weddings, respectively. The least registered marriages with less than ten (10) were recorded in the municipalities of Magallanes (4), General Emilio Aguinaldo (5), Ternate (5), Maragondon (6), and Mendez (7).

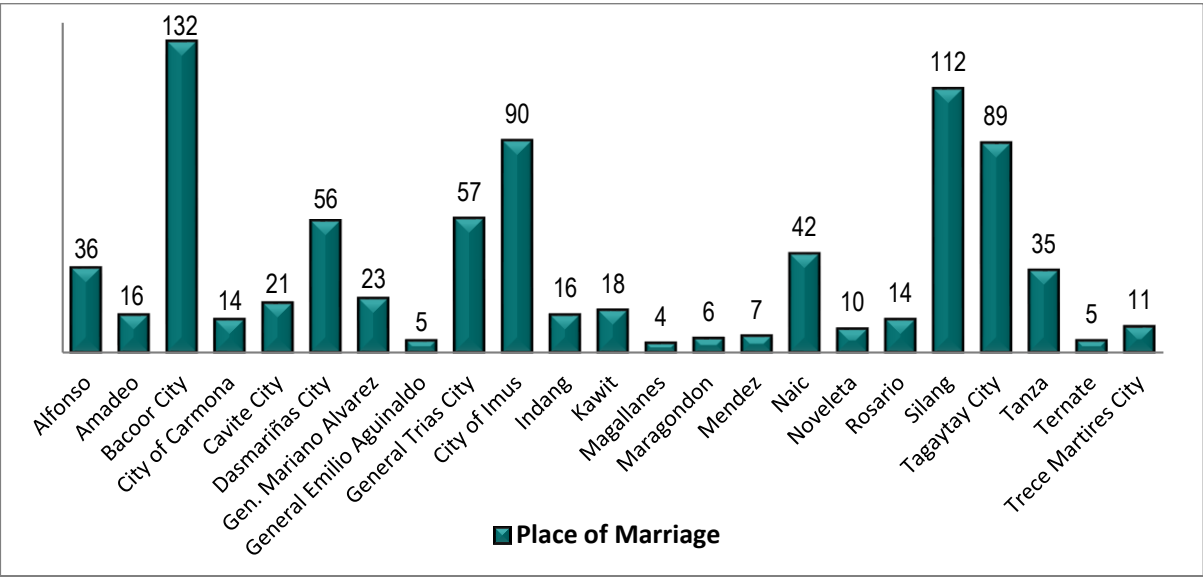


FIGURE 1. Total Registered Marriages by Place of Marriage, Cavite: September 2024
Source: Philippine Statistics Authority, 2024 Vital Statistics. Preliminary.

Moreover, timely registered marriages accounted for 807 or 98.5 percent while late registered marriages accounted for only 12 or 1.5 percent. The highest number of timely registered marriages came from City of Bacoor which had 129 timely registered marriages. Of the 23 cities/municipalities in the province, 4 cities and 11 municipalities had their recorded marriages all registered on time.

TABLE 1. Total Registered Marriages by Registration Status and by Municipality, Cavite: September 2024

Cities/ Municipalities	REGISTRATION STATUS				
	Total	Timely	Late	Percentage	
				% of Timely	% of Late
Alfonso	36	35	1	97.2	2.8
Amadeo	16	16	0	100.0	0.0
City of Bacoor	132	129	3	97.7	2.3
City of Carmona	14	14	0	100.0	0.0
Cavite City	21	21	0	100.0	0.0
City of Dasmariñas	56	53	3	94.6	5.4
General Mariano Alvarez	23	23	0	100.0	0.0

TABLE 1. Total Registered Marriages by Registration Status and by Municipality, Cavite: September 2024 (Continued)

Cities/ Municipalities	REGISTRATION STATUS				
	Total	Timely	Late	Percentage	
				% of Timely	% of Late
General Emilio Aguinaldo	5	5	0	100.0	0.0
City of General Trias	57	56	1	98.2	1.8
City of Imus	90	90	0	100.0	0.0
Indang	16	16	0	100.0	0.0
Kawit	18	17	1	94.4	5.6
Magallanes	4	4	0	100.0	0.0
Maragondon	6	6	0	100.0	0.0
Mendez	7	7	0	100.0	0.0
Naic	42	42	0	100.0	0.0
Noveleta	10	10	0	100.0	0.0
Rosario	14	14	0	100.0	0.0
Silang	112	111	1	99.1	0.9
Tagaytay City	89	88	1	98.9	1.1
Tanza	35	34	1	97.1	2.9
Ternate	5	5	0	100.0	0.0
Trece Martires City	11	11	0	100.0	0.0
TOTAL	819	807	12	98.5	1.5

Source: Philippine Statistics Authority, 2024 Vital Statistics. Preliminary.

Figure 2 shows that 786 or 96.0 percent of the 819 grooms in September 2024 were Filipino citizens. Foreign citizens recorded 33 or 4.0 percent of the grooms in Cavite. The highest number of foreign citizens came from United States of America with 12 grooms, followed from China and Japan with two (2) grooms each, and from Australia and Spain with one (1) groom each.

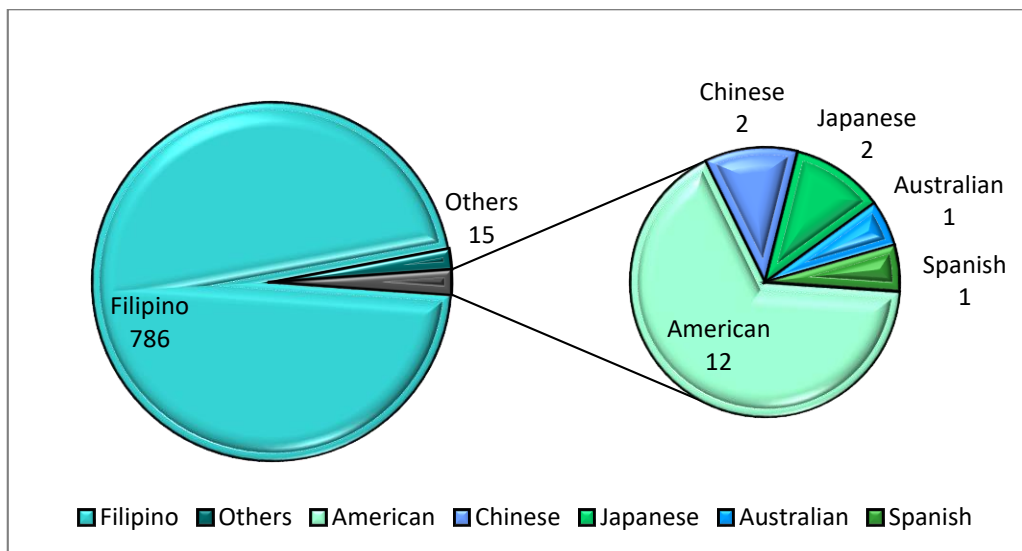


FIGURE 2. Total Registered Marriages by Nationality of Groom, Cavite: September 2024

Source: Philippine Statistics Authority, 2024 Vital Statistics. Preliminary.

On the other hand, Figure 3 shows that during the month of September 2024, 816 or 99.6 percent of the 819 brides were Filipino citizens, while foreign citizens totaled to only three (3) or 0.4 percent of the brides in Cavite. Of the 3 foreign citizens, one (1) came from United States of America.

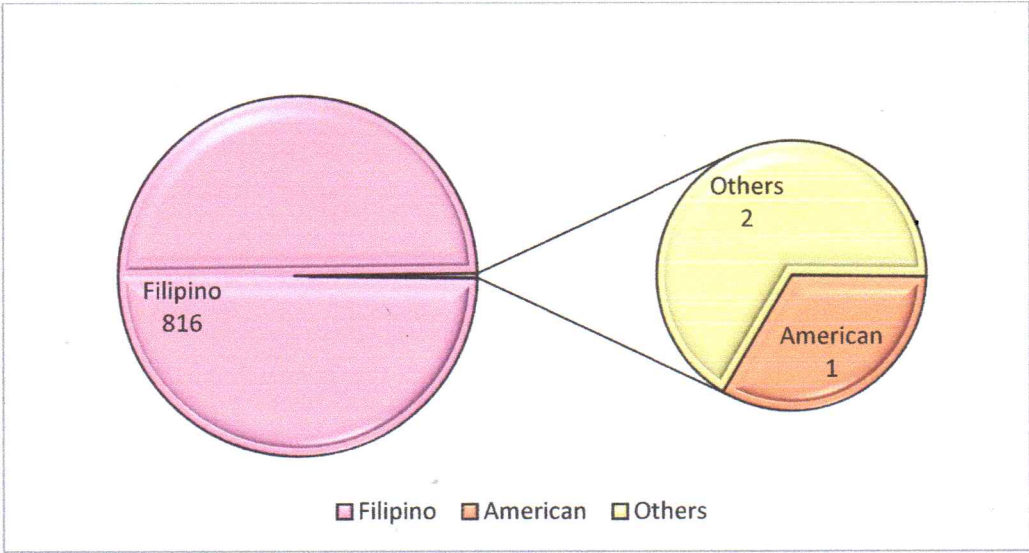



FIGURE 3. Total Registered Marriages by Nationality of Bride, Cavite: September 2024

Source: Philippine Statistics Authority, 2024 Vital Statistics. Preliminary.

Summary

The Province of Cavite recorded a total of 819 marriages for the month of September 2024. City of Bacoor had the highest registered marriages of 132 and also with the most number of timely registered marriages. Magallanes had the least with four (4) marriages. Majority of the registered marriages were timely registered. The total late registered marriages were only 12. No late registered marriages were reported in 4 cities and 11 municipalities in the province. Most of the grooms and brides are Filipino citizens. Grooms and brides with foreign citizenship reached 33 and 3, respectively.


Lucia Ifaída A. Soneja
Chief Statistical Specialist