

SPECIAL RELEASE

Marriage Statistics

OCTOBER 2024

Reference No. 2025-SR-032
Date of Release: 23 June 2025



This special release presents the statistical data on marriages occurring for the month of October 2024 in the Province of Cavite. This publication shows the disaggregated data of registered marriages by registration status down to city/municipal level. It also presents the total registered marriages by nationality of bride and groom. The civil registry documents transmitted by the Local Civil Registry Offices (LCROs) to Cavite Provincial Office for machine processing served as the source of data in preparation of this publication.

Marriages in Cavite

The total marriages registered in the Province of Cavite for the month of October 2024 was 1,023. Figure 1 shows that Silang recorded the highest registered marriages at 160, followed by Tagaytay City and City of Imus with 152 and 106 weddings, respectively. The least registered marriages with less than ten (10) were recorded in the municipalities of Magallanes (2), Ternate (4), Maragondon (6), and General Emilio Aguinaldo (7).

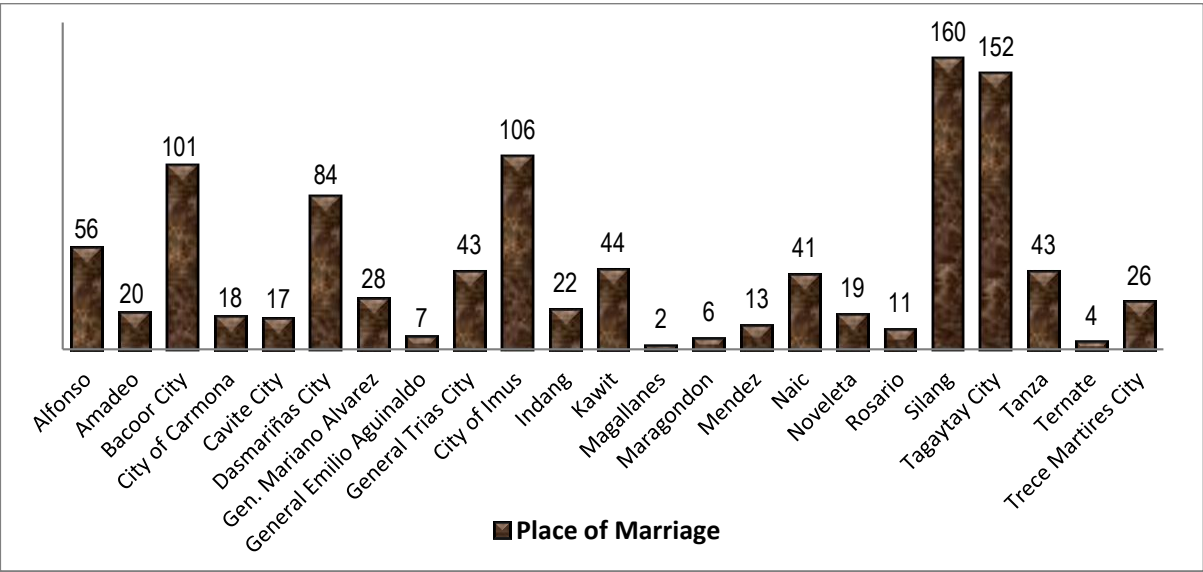


FIGURE 1. Total Registered Marriages by Place of Marriage, Cavite: October 2024

Source: Philippine Statistics Authority, 2024 Vital Statistics. Preliminary.

Moreover, timely registered marriages accounted for 1,012 or 98.9 percent while late registered marriages accounted for only 11 or 1.1 percent. Silang also registered the highest number of timely registered marriages in the province. Of the 23 cities/municipalities in the province, 3 cities and 12 municipalities had all of their recorded marriages registered on time.

TABLE 1. Total Registered Marriages by Registration Status and by Municipality, Cavite: October 2024

Cities/ Municipalities	REGISTRATION STATUS				
	Total	Timely	Late	Percentage	
				% of Timely	% of Late
Alfonso	56	55	1	98.2	1.8
Amadeo	20	18	2	99.9	0.1
City of Bacoor	101	99	2	98.0	2.0
City of Carmona	18	17	1	94.4	5.6
Cavite City	17	17	0	100.0	0.0
City of Dasmariñas	84	82	2	97.6	2.4
General Mariano Alvarez	28	28	0	100.0	0.0

TABLE 1. Total Registered Marriages by Registration Status and by Municipality, Cavite: October 2024 (Continued)

Cities/ Municipalities	REGISTRATION STATUS				
	Total	Timely	Late	Percentage	
				% of Timely	% of Late
General Emilio Aguinaldo	7	7	0	100.0	0.0
City of General Trias	43	42	1	97.7	2.3
City of Imus	106	105	1	99.1	0.9
Indang	22	22	0	100.0	0.0
Kawit	44	44	0	100.0	0.0
Magallanes	2	1	1	50.0	50.0
Maragondon	6	6	0	100.0	0.0
Mendez	13	13	0	100.0	0.0
Naic	41	41	0	100.0	0.0
Noveleta	19	19	0	100.0	0.0
Rosario	11	11	0	100.0	0.0
Silang	160	160	0	100.0	0.0
Tagaytay City	152	152	0	100.0	0.0
Tanza	43	43	0	100.0	0.0
Ternate	4	4	0	100.0	0.0
Trece Martires City	26	26	0	100.0	0.0
TOTAL	1,023	1,012	11	98.9	1.1

Source: Philippine Statistics Authority, 2024 Vital Statistics. Preliminary.

Figure 2 shows that 983 or 96.1 percent of the 1,023 grooms in October 2024 were Filipino citizens. Foreign citizens recorded 40 or 3.9 percent of the grooms in Cavite. The highest number of foreign citizens came from United States of America with 10 grooms, followed from China and Japan with three (3) grooms each, from Australia with two (2) grooms, and from Iran with one (1) groom.

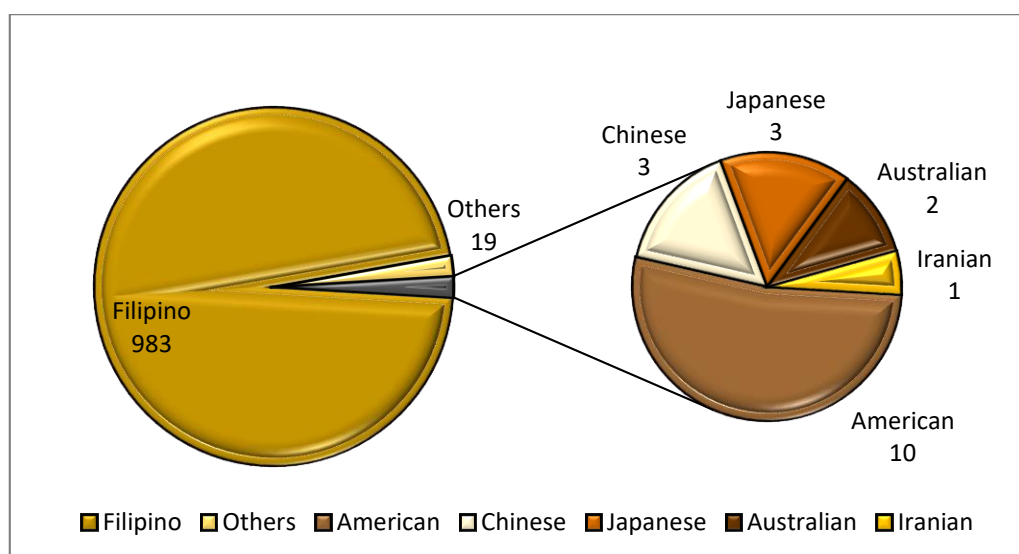


FIGURE 2. Total Registered Marriages by Nationality of Groom, Cavite: October 2024

Source: Philippine Statistics Authority, 2024 Vital Statistics. Preliminary.

On the other hand, Figure 3 shows that in October 2024, 1,018 or 99.5 percent of the 1,023 brides were Filipino citizens, while foreign citizens totaled to only five (5) or 0.5 percent of the brides in Cavite. Of the 5 foreign citizens, one (1) came from Japan.

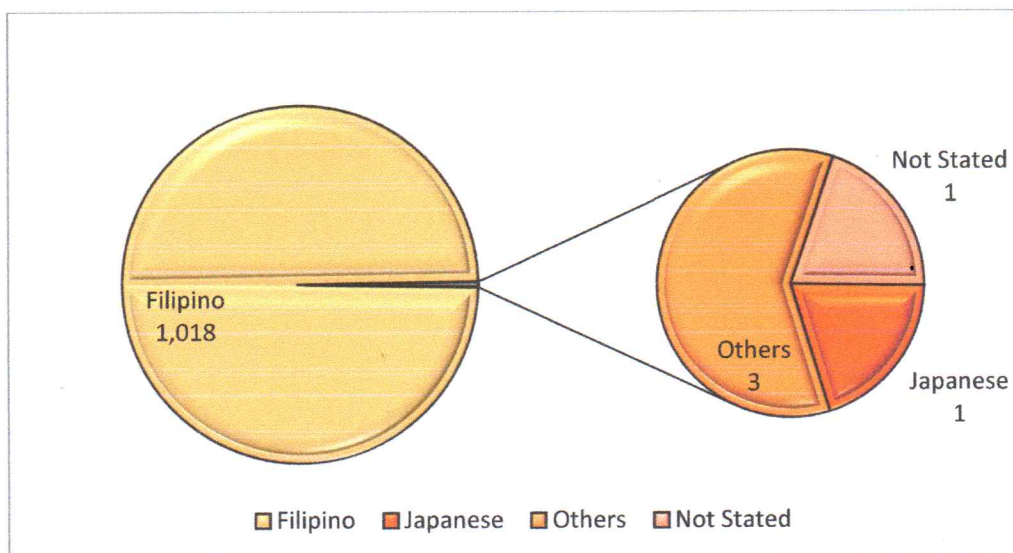



FIGURE 3. Total Registered Marriages by Nationality of Bride, Cavite: October 2024

Source: Philippine Statistics Authority, 2024 Vital Statistics. Preliminary.

Summary

The Province of Cavite recorded a total of 1,023 marriages for the month of October 2024. Silang had the highest registered marriages of 160 and also with the most number of timely registered marriages. Magallanes had the least with two (2) marriages. Majority of the registered marriages were timely registered. The total late registered marriages were only 11. No late registered marriages were reported in 3 cities and 12 municipalities in the province. Most of the grooms and brides are Filipino citizens. Grooms and brides with foreign citizenship reached 40 and 5, respectively.


 Lucia Iraida A. Soneja
 Chief Statistical Specialist