


SPECIAL RELEASE

Marriage Statistics

AUGUST 2024

Reference No. 2025-SR-030
Date of Release: 23 June 2025



This special release presents the statistical data on marriages occurring for the month of August 2024 in the Province of Cavite. This publication shows the disaggregated data on registered marriages by registration status down to city/municipal level. It also presents the total registered marriages by nationality of bride and groom. The civil registry documents transmitted by the Local Civil Registry Offices (LCROs) to Cavite Provincial Office for machine processing served as the source of data in preparation of this publication.

Marriages in Cavite

The total 776 marriages registered in the Province of Cavite for the month of August 2024 was shown in Figure 1 where Silang recorded the highest registered marriages at 122, followed by Tagaytay City and City of Dasmariñas with 75 and 72 weddings, respectively. The least registered marriages with below ten (10) were recorded in the municipalities of Magallanes (2), General Emilio Aguinaldo (4), Maragondon (5), and Rosario (9).

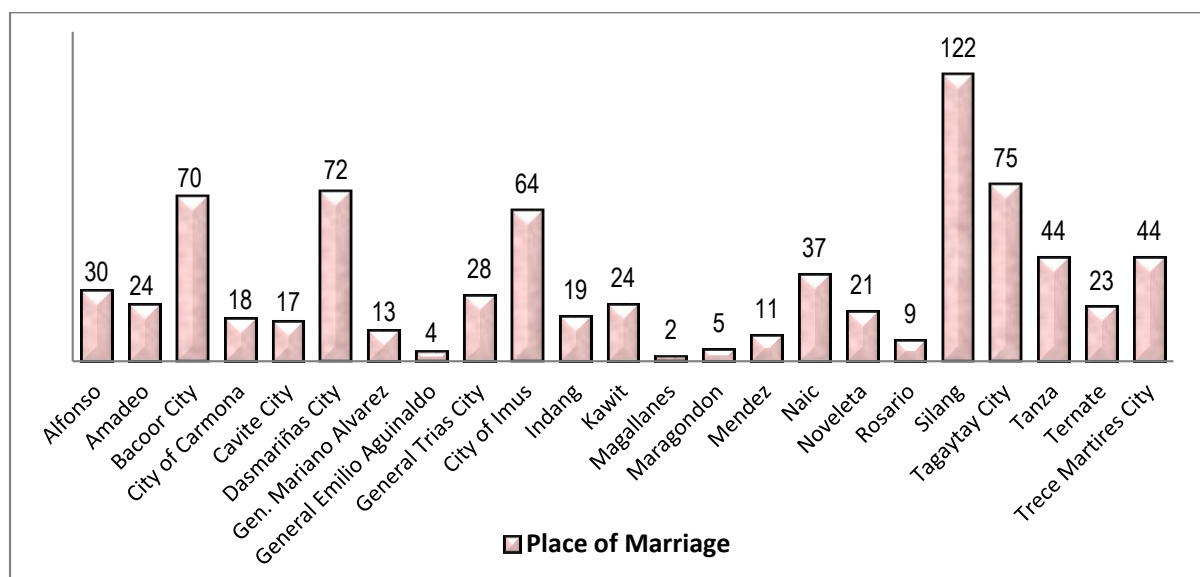


FIGURE 1. Total Registered Marriages by Place of Marriage, Cavite: August 2024

Source: Philippine Statistics Authority, 2024 Vital Statistics. Preliminary.

Moreover, timely registered marriages accounted for 762 or 98.2 percent while late registered marriages accounted for only 14 or 1.8 percent. Silang also registered the highest number of timely registered marriages in the province. Out of 23 cities/municipalities in the province, 3 cities and 11 municipalities had all of their recorded marriages registered on time.

TABLE 1. Total Registered Marriages by Registration Status and by Municipality, Cavite: August 2024

Cities/ Municipalities	REGISTRATION STATUS				
	Total	Timely	Late	Percentage	
				% of Timely	% of Late
Alfonso	30	30	0	100.0	0.0
Amadeo	24	24	0	100.0	0.0
City of Bacoor	70	69	1	98.6	1.4
City of Carmona	18	16	2	88.9	11.1
Cavite City	17	16	1	94.1	5.9
City of Dasmariñas	72	70	2	97.2	2.8

TABLE 1. Total Registered Marriages by Registration Status and by Municipality, Cavite: August 2024 (Continued)

Cities/ Municipalities	REGISTRATION STATUS				
	Total	Timely	Late	Percentage	
				% of Timely	% of Late
General Mariano Alvarez	13	13	0	100.0	0.0
General Emilio Aguinaldo	4	4	0	100.0	0.0
City of General Trias	28	28	0	100.0	0.0
City of Imus	64	64	0	100.0	0.0
Indang	19	19	0	100.0	0.0
Kawit	24	24	0	100.0	0.0
Magallanes	2	2	0	100.0	0.0
Maragondon	5	5	0	100.0	0.0
Mendez	11	11	0	100.0	0.0
Naic	37	35	2	94.6	5.4
Noveleta	21	20	1	95.2	4.8
Rosario	9	9	0	100.0	0.0
Silang	122	119	3	97.5	2.5
Tagaytay City	75	75	0	100.0	0.0
Tanza	44	44	0	100.0	0.0
Ternate	23	22	1	95.7	4.3
Trece Martires City	44	43	1	97.7	2.3
TOTAL	776	762	14	98.2	1.8

Source: Philippine Statistics Authority, 2024 Vital Statistics. Preliminary.

Figure 2 shows that 746 or 96.1 percent of the 776 grooms in August 2024 were Filipino citizens. Foreign citizens recorded 30 or 3.9 percent of the grooms in Cavite. The highest number of foreign citizens came from United States of America with eight (8) grooms, followed by from Australia with two (2) grooms, and from Germany with one (1) groom.

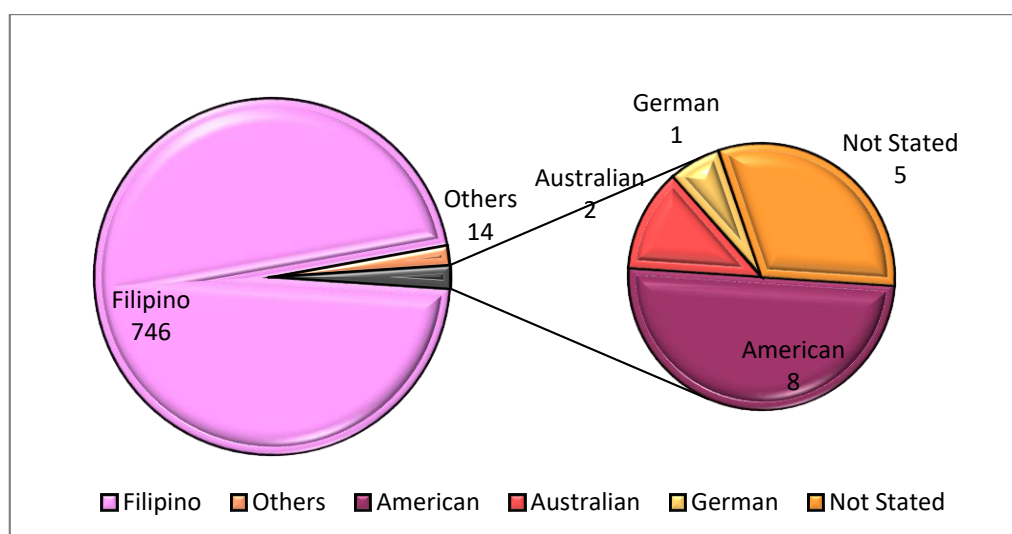


FIGURE 2. Total Registered Marriages by Nationality of Groom, Cavite: August 2024

Source: Philippine Statistics Authority, 2024 Vital Statistics. Preliminary.

On the other hand, Figure 3 shows that in August 2024, 770 or 99.2 percent of the 776 brides were Filipino citizens, while foreign citizens totaled to six (6) or 0.8 percent of the brides in Cavite. Of the 6 foreign citizens, two (2) brides came from United States of America, one (1) bride from Japan, and one (1) bride from Germany.

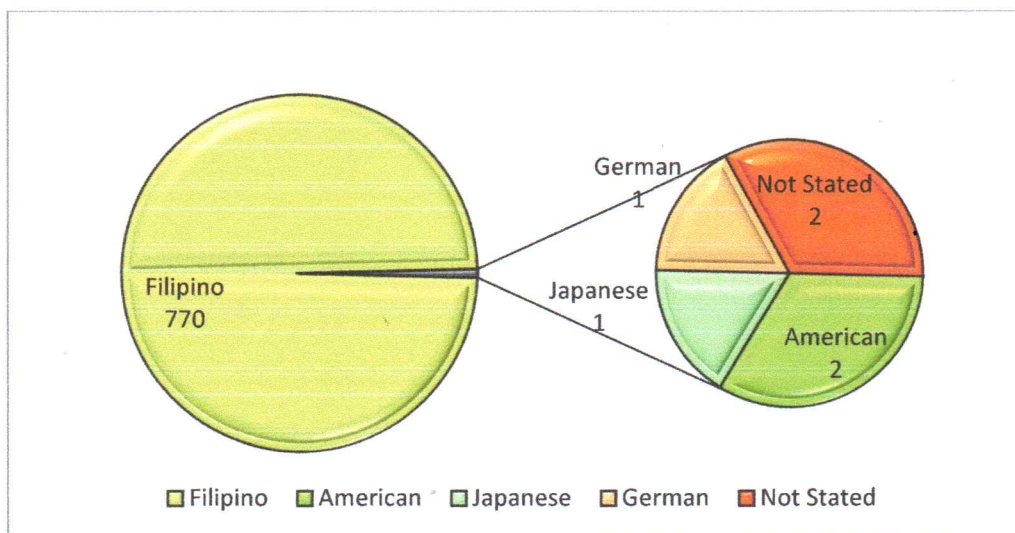



FIGURE 3. Total Registered Marriages by Nationality of Bride, Cavite: August 2024

Source: Philippine Statistics Authority, 2024 Vital Statistics. Preliminary.

Summary

The Province of Cavite recorded a total of 776 marriages for the month of August 2024. Silang had the highest registered marriages of 122 and also with the greatest number of timely registered marriages. Magallanes had the least with two (2) marriages. Majority of the registered marriages were timely registered. The total late registered marriages were only 14. No late registered marriages were reported in 3 cities and 11 municipalities in the province. Most of the grooms and brides are Filipino citizens. Grooms and brides with foreign citizenship reached 30 and 6, respectively.


 Lucia Iraida A. Soneja
 Chief Statistical Specialist