



SPECIAL RELEASE

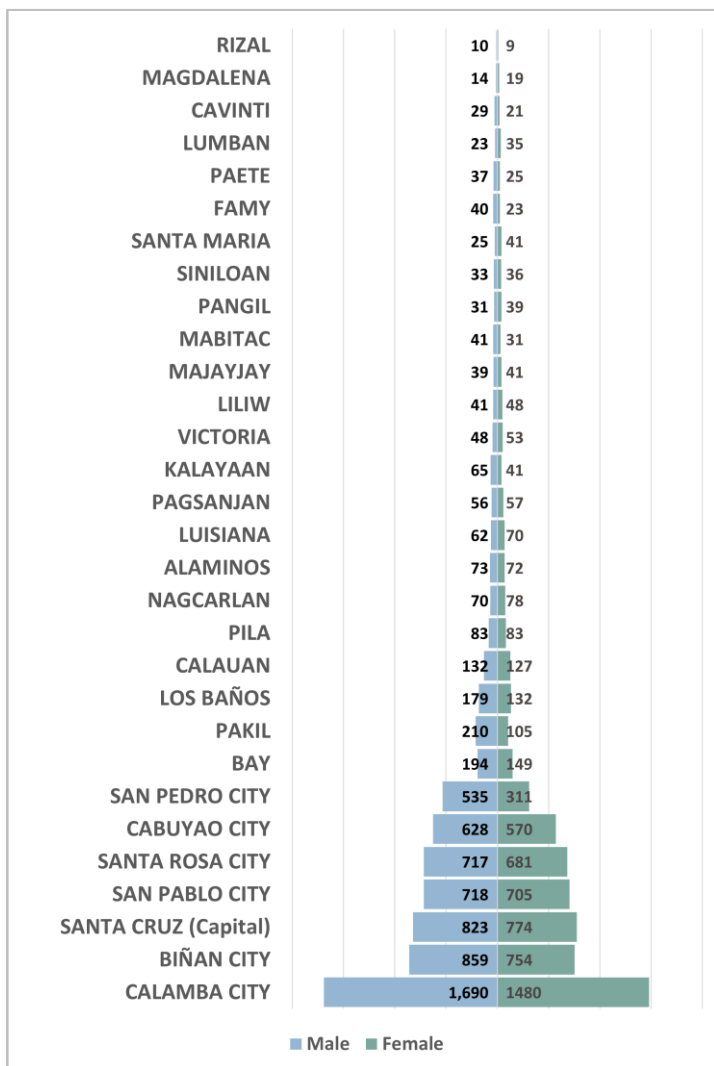
Vital Statistics Report: First Quarter 2023 Births in Laguna (Preliminary Results)

Date of Release: 18 May 2023

Reference No. 2023-020

This report presents statistics on births that were registered in Laguna for the first quarter of year 2023. The data presented herein were obtained from the documents submitted by the Local Civil Registrars to the PSA Provincial Office and then processed thru DVSS2K system. Caution must be employed in interpreting the data since the figures were not adjusted in consideration of under registration.

Figure 1. Number of Registered Live Births by City/Municipality in Laguna: First Quarter 2023



The number of live births for the first quarter of 2023 registered a total of 14,115. This showed an increase of 18.1 percent from 11,951 live births in the first quarter of 2022. This gave a daily average occurrence of 157 babies or 7 babies every hour. There were more male babies (7,505 or 53.2 percent) than female babies 6,610 or 46.8 percent) during this period, resulting in a sex ratio of birth of 114 males for every 100 females.

City of Calamba had the highest recorded number of live births at 3,170 which accounts for 22.5 percent of the total. This was followed by City of Biñan with 1,618 births and Santa Cruz with 1,597 births or 11.5 percent and 11.3 percent, respectively.

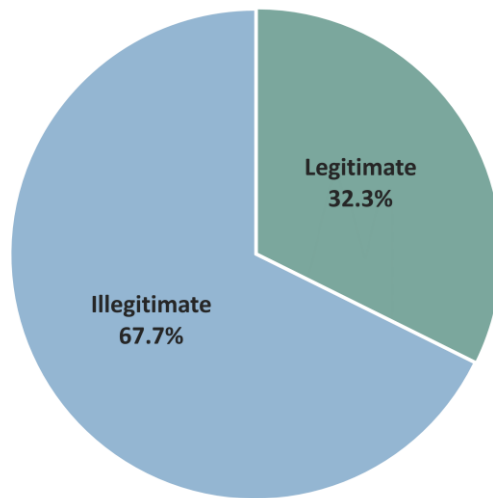
On the other hand, municipalities of Rizal and Magdalena had the lowest number of births 19 and 33 registered births, respectively. These showed 0.1 percent and 0.2 percent of the total live births for the first quarter of 2023.

Table 1. Number of Registered Live Births by Type of Birth in Laguna: First Quarter 2023

Type of Birth	Both Sexes
Single	13,966
Twins	145
Triplets	4
Total	14,115

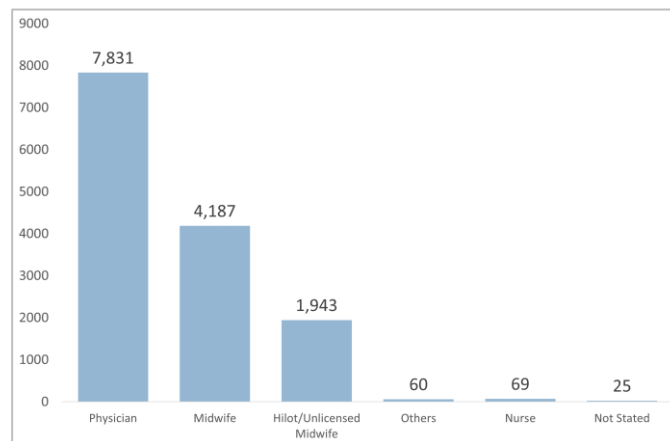
Single babies born during the month constitute 98.9 percent by type of live births. Those who were born twins registered at 1.0 percent and those who were born triplets registered at 0.03 of the total births.

Figure 2. Percentage of Registered Live Birth by Legitimacy Status in Laguna: First Quarter 2023



Less than half of those born in the first quarter of 2023 were legitimate (4,561 or 32.3 percent of the total). The illegitimate, on the other hand, comprised 9,554 live births or 67.7 percent.

Figure 3. Number of Registered Live Birth by Attendant at Birth in Laguna: First Quarter 2023



In terms of attendant at birth, almost half of the live births (7,831 or 55.5 percent) were attended by physicians. It was followed by midwives with 4,187 live births or 29.7 percent. Services of traditional hilot comprised 13.8 percent with 1,943 live births.

Technical Notes

Vital statistics are derived from information obtained at the time when the occurrences of vital events and their characteristics are inscribed in a civil register.

Vital acts and events are the births, deaths, fetal deaths, marriages and all such events that have something to do with an individual's entrance and departure from life together with the changes in civil status that may occur to a person during his lifetime. Recording of these events in the civil registration and the resulting documents are called vital records.

The reference period of this special release is whole month of First Quarter of 2023.

Some significant concepts and definitions used are listed below. Some points are found in the summary measures used in describing the facts or events.

- a. LIVE BIRTH – is a complete expulsion or extraction from its mother of a product of conception, irrespective of the duration of pregnancy, which after such separation, breaths or shows any other evidence of life, such as beating of the heart, pulsation of the umbilical cord, or definite movement of the voluntary muscles, whether or not the umbilical cord has been cut or the placenta is attached; each product of such a birth is considered live born.

- b. BIRTH ORDER – refers to the numerical order of a child in relation to all previous deliveries of the mother.


- c. DAILY AVERAGE – refers to the arithmetic mean of birth, death or marriage occurrences per day.

- d. SEX RATIO – refers to the number of males per one hundred females.

- e. PLACE OF OCCURRENCE – refers to the place where the vital event took place.

This release contains statistical tables and graphs encompassing the vital event - births occurring in the province of Laguna.

For interpretation of data, caution is necessary since information presented is not adjusted for under registration.


MAGDALENA T. SERQUEÑA
Provincial Statistics Officer

STATISTICAL TABLES

TABLE 1. Number of Registered Live Births by Place of Occurrence
and by Sex in Laguna: First Quarter 2023

NUMBER OF REGISTERED LIVE BIRTHS			
PLACE OF BIRTH	BOTH SEXES	MALE	FEMALE
LAGUNA	14,115	7,505	6,610
ALAMINOS	145	73	72
BAY	343	194	149
BIÑAN	1,613	859	754
CABUYAO	1,198	628	570
CALAMBA	3,170	1,690	1,480
CALAUAN	259	132	127
CAVINTI	50	29	21
FAMY	63	40	23
KALAYAAN	106	65	41
LILIW	89	41	48
LOS BAÑOS	311	179	132
LUISIANA	132	62	70
LUMBAN	58	23	35
MABITAC	72	41	31
MAGDALENA	33	14	19
MAJAYJAY	80	39	41
NAGCARLAN	148	70	78
PAETE	62	37	25
PAGSANJAN	113	56	57
PAKIL	315	210	105
PANGIL	70	31	39
PILA	166	83	83
RIZAL	19	10	9
SAN PABLO CITY	1,423	718	705
SAN PEDRO	846	535	311
SANTA CRUZ (Capital)	1,597	823	774
SANTA MARIA	66	25	41
SANTA ROSA	1,398	717	681
SINILOAN	69	33	36
VICTORIA	101	48	53

Source: DVSS Tabulation

TABLE 2. Number of Registered Live Births by Legitimacy Status
and by Sex in Laguna: First Quarter 2023

LEGITIMACY STATUS	BOTH SEXES
Legitimate	4,561
Illegitimate	9,554
Not Stated	0
Total	14,115

Source: DVSS Tabulation

TABLE 3. Number of Registered Live Births by Attendant at Birth
and by Sex in Laguna: First Quarter 2023

ATTENDANT AT BIRTH	BOTH SEXES
Physician	7,831
Nurse	69
Midwife	4,187
Unlicensed Midwife (Hilot)	1,943
Others	60
Not Stated	25
Total	14,115

Source: DVSS Tabulation