


**FY 2023 MONTHLY DISBURSEMENT PROGRAM**  
(In Thousand Pesos)


Department : National Economic and Development Authority (NEDA)  
 Agency : Philippine Statistics Authority  
 Operating Unit : Regional Statistical Services Office - IV-A  
 Organization Code (UACS) : 24 008 0300004

Particulars	UACS CODE	Total Programs	Tax Rem Advice (TRA)	Net Program	Full Year Requirement																
					QUARTER 1				QUARTER 2				QUARTER 3				QUARTER 4				Full Year
					Jan	Feb	March	Sub Total	April	May	June	Sub Total	July	Aug	Sept	Sub Total	Oct	Nov	Dec	Sub Total	Total
1	2	3	4	5	6	7	8	9=6+7+8	10	11	12	13=10+11+12	14	15	16	17=14+15+16	18	19	20	21=18+19+20	22
I. NOTICE OF CASH ALLOCATION		141,150	7,652	133,498	10,619	11,530	10,777	32,926	13,249	15,817	9,875	38,941	10,690	9,559	8,295	28,544	9,515	16,072	7,500	33,087	133,498
A. Fiscal Year's (FY) Budget		141,150	7,652	133,498	10,619	11,530	10,777	32,926	13,249	15,817	9,875	38,941	10,690	9,559	8,295	28,544	9,515	16,072	7,500	33,087	133,498
New GAA		132,732	7,652	125,080	9,922	10,842	10,089	30,853	12,561	15,129	9,187	36,877	10,002	8,871	7,607	26,480	8,675	15,384	6,811	30,870	125,080
COMPREHENSIVE RELEASE		132,732	7,652	125,080	9,922	10,842	10,089	30,853	12,561	15,129	9,187	36,877	10,002	8,871	7,607	26,480	8,675	15,384	6,811	30,870	125,080
Specific Budgets of National Government Agencies	1 01 101	132,732	7,652	125,080	9,922	10,842	10,089	30,853	12,561	15,129	9,187	36,877	10,002	8,871	7,607	26,480	8,675	15,384	6,811	30,870	125,080
PS		91,942	5,612	86,330	6,084	5,985	5,985	18,034	6,775	10,882	5,985	23,642	5,984	5,985	5,985	17,954	6,700	14,039	5,961	26,700	86,330
MOOE		40,790	2,040	38,750	3,858	4,857	4,104	12,819	5,786	4,247	3,202	13,235	4,018	2,886	1,622	8,526	1,975	1,345	850	4,170	38,750
Automatic Appropriation		8,418	0	8,418	697	688	688	2,073	688	688	688	2,064	688	688	688	2,064	840	688	689	2,217	8,418
Retirement and Life Insurance Premiums	1 04 102	8,418	0	8,418	697	688	688	2,073	688	688	688	2,064	688	688	688	2,064	840	688	689	2,217	8,418
PS		8,418	0	8,418	697	688	688	2,073	688	688	688	2,064	688	688	688	2,064	840	688	689	2,217	8,418
TOTAL NCA PROGRAM		141,150	7,652	133,498	10,619	11,530	10,777	32,926	13,249	15,817	9,875	38,941	10,690	9,559	8,295	28,544	9,515	16,072	7,500	33,087	133,498
PS		100,360	5,612	94,748	6,781	6,673	6,673	20,107	7,463	11,570	6,673	25,706	6,672	6,673	6,673	20,018	7,540	14,727	6,650	28,917	94,748
MOOE		40,790	2,040	38,750	3,858	4,857	4,104	12,819	5,786	4,247	3,202	13,235	4,018	2,886	1,622	8,526	1,975	1,345	850	4,170	38,750
IV. TAX REMITTANCE ADVICE		0	7,652	7,652	638	638	638	1,914	638	638	638	1,914	638	638	638	1,914	638	638	634	1,910	7,652
PS		0	5,612	5,612	468	468	468	1,404	468	468	468	1,404	468	468	468	1,404	468	468	464	1,400	5,612
MOOE		0	2,040	2,040	170	170	170	510	170	170	170	510	170	170	170	510	170	170	170	510	2,040
V. TOTAL DISBURSEMENT PROGRAM		141,150	7,652	133,498	11,257	12,168	11,415	34,840	13,887	16,455	10,513	40,855	11,328	10,197	8,933	30,458	10,153	16,710	8,134	34,987	141,150
PS		100,360	5,612	94,748	7,229	7,141	7,141	21,511	7,931	12,038	7,141	27,110	7,140	7,141	7,141	21,422	8,008	15,195	7,114	30,317	100,360
MOOE		40,790	2,040	38,750	4,028	5,027	4,274	13,329	5,956	4,417	3,372	13,745	4,188	3,056	1,792	9,036	2,145	1,515	1,020	4,680	40,790


Prepared By :

  
**ANSELMA C. FAJUTAGANA**  
 Admin. Officer IV/Budget Officer  
 Date: November 8, 2022

In Coordination with:

  
**ALELI-JANE A. REAÑO**  
 Accountant III  
 Date: November 8, 2022

Approved By :

  
**CHARITO C. ARMONIA**  
 Regional Director  
 Date: November 8, 2022