



SPECIAL RELEASE

CONDIMENTS, VEGETABLES AND FRUIT VEGETABLES WHOLESALe PRICES JUNE 2022

Date of Release: July 29, 2022

Reference No.: 2022-49

The Agriculture Marketing Information System is a platform to enhance food market transparency and policy response for food security. This provides monthly update on various commodities that are commonly grown in the province of Rizal. The objectives are to improve the information for analysis and short-term supply and demand forecasts for provincial, regional and national levels; to collect and analyse data for policy making; and to report on critical conditions of food markets.

The June 2022 issue presents the latest preliminary updates on the average wholesale prices of different agricultural commodities (cereals, root crops, beans and legumes, condiments, fruit vegetables, leafy vegetables, fruits, and fish) and its comparison from the previous month and previous year.

CONDIMENTS

Table 1. Average wholesale price of Ginger Hawaiian in Rizal: June 2021, May and June 2022 (in pesos)

Condiments	Year			Percent Change	
	2021	2022		Monthly	Annual
	June	May	June		
Ginger Hawaiian	104.47	49.81	47.81	-4.0%	-54.24%

- The wholesale price of Ginger Hawaiian decreases compared to its price last month.
- The price of Ginger Hawaiian at Php 47.81 decrease by 54.24 percent from the last year level at Php 104.47.



SPECIAL RELEASE

Figure 1. Average wholesale price of ginger Hawaiian in Rizal: June 2021 and June 2022

LEAFY VEGETABLES

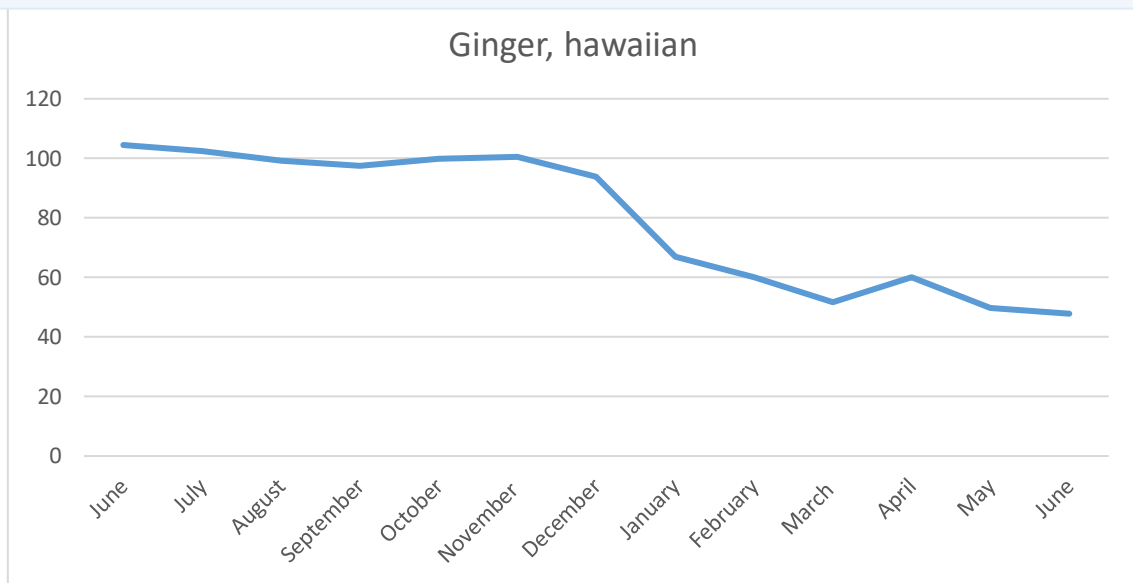


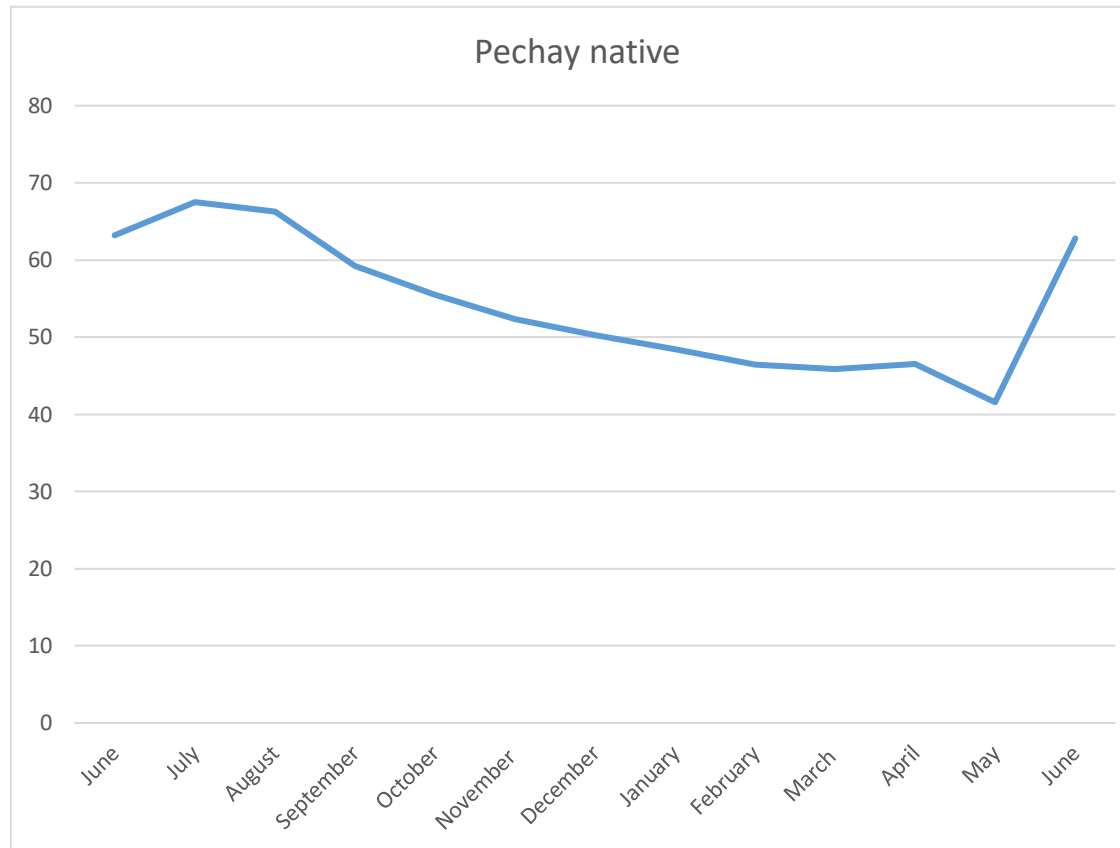
Table 2. Average wholesale price of Pechay, native in Rizal: June 2021, May and June 2022 (in pesos)

Leafy Vegetables	Year			Percent Change	
	2021	2022		Monthly	Annual
	June	May	June		
Pechay native	63.21	41.56	62.81	51.13%	-0.63%



SPECIAL RELEASE

Figure 2. Average wholesale price of Pechay, native in Rizal: June 2021 and June 2022 (in pesos)



- ❖ Pechay, native is the only recorded leafy vegetable in Rizal province for the last 12 months.
- ❖ From June average wholesale price at Php 41.56 up by 51.13 percent at Php 62.81 last June 2022.
- ❖ As compared to the price at Php 63.21 to 62.81 of the same period last year, the wholesale price decreases by 0.63 percent attribute to more supply on the market.



SPECIAL RELEASE

FRUIT VEGETABLES

Table 3. Average wholesale prices of fruit vegetables in Rizal: June 2021, May and June 2022 (in pesos)

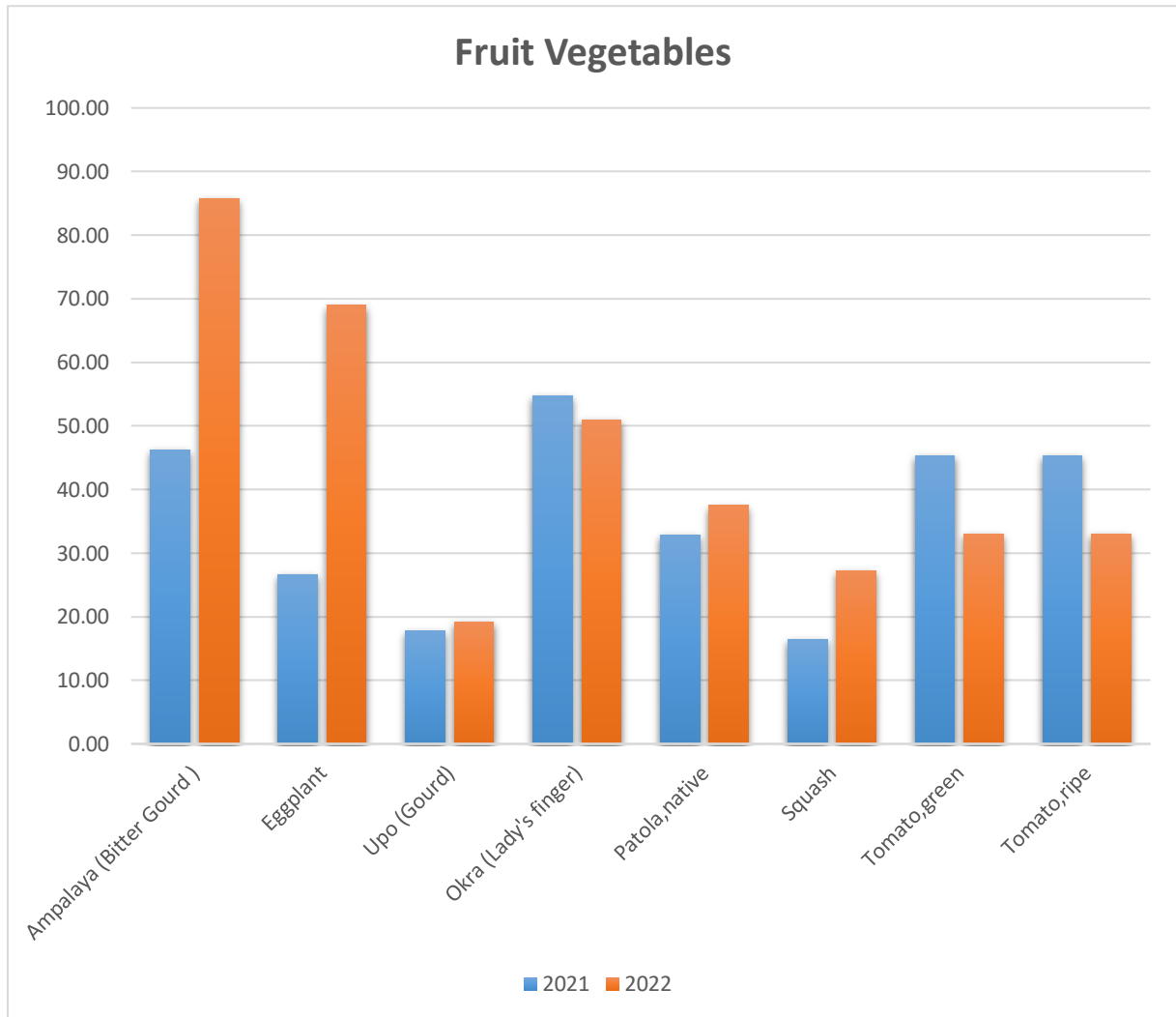
Fruit Vegetables	Year			Percent Change	
	2021	2022		Monthly	Annual
	June	May	June		
Ampalaya (Bitter Gourd)	46.25	63.88	85.75	34.24%	85.41%
Eggplant	26.63	42.75	68.94	61.26%	158.88%
Upo (Gourd)	17.81	16.50	19.19	16.30%	7.75%
Okra (Lady's finger)	54.69	45.63	50.94	11.64%	-6.86%
Patola, native	32.81	35.63	37.5	5.25%	14.29%
Squash	16.44	28.44	27.19	-4.40%	65.39%
Tomato, green	45.31	64.69	33.00	-48.99%	27.17%
Tomato, ripe	45.31	64.69	33.00	-48.99%	27.17%

- The price of Eggplant, marks the highest increase at Php 42.75 to 68.94 pesos from last month's level due to less supply on the market.
- Relative to the same period last year, the price of Eggplant, has the largest increase of 158.88 percent.
- Most of the wholesale price of fruit vegetables increases compared to last year base price



SPECIAL RELEASE

Figure 3. Average wholesale of fruit vegetables in Rizal: June 2021 and June 2022 (in pesos)



SGD. MARITES T. JUAN
Statistical Specialist II