

SPECIAL RELEASE

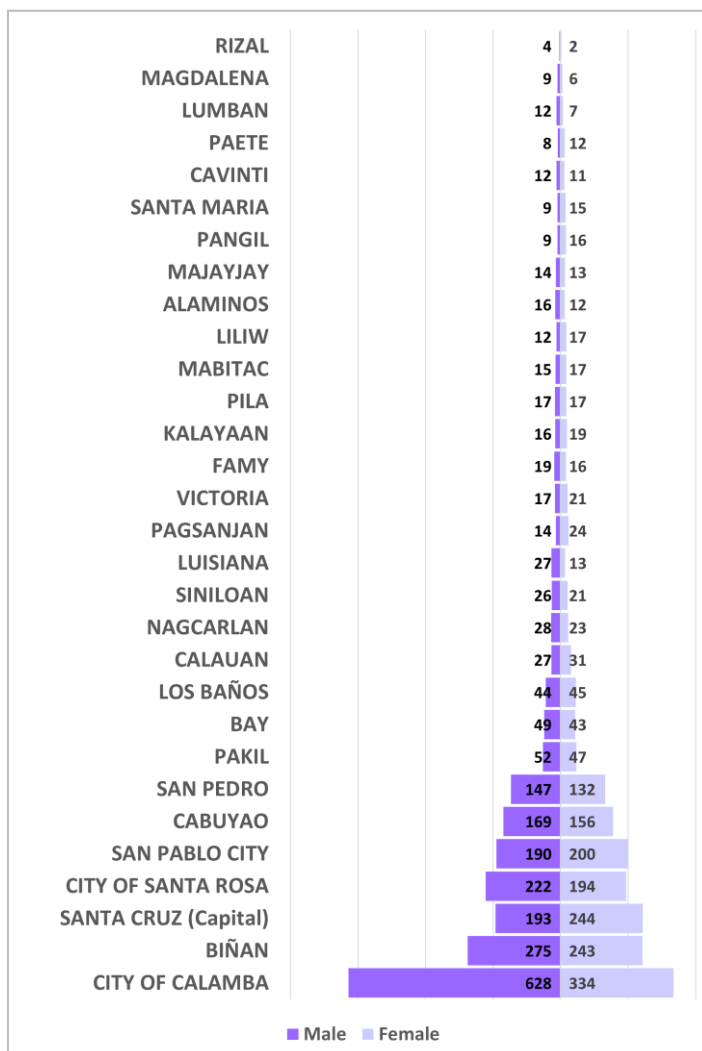
Vital Statistics Report: May 2022 Births in Laguna (Preliminary Results)

Date of Release: 11 July 2022

Reference No. 2022-032

This report presents statistics on births that were registered in Laguna for the month of May, year 2022. The data presented herein were obtained from the documents submitted by the Local Civil Registrars to the PSA Provincial Office and then processed thru DVSS2K system. Caution must be employed in interpreting the data since the figures were not adjusted in consideration of under registration.

Figure 1. Number of Registered Live Births by City/Municipality in Laguna: May 2022



The number of live births for the month of May 2022 registered a total of 4,231. This showed an increase of 7.4 percent from 3,939 live births in May 2021. This gave a daily average occurrence of 136 babies or 6 babies every hour. There were more male babies (2,280 or 53.9 percent) than female babies (1,951 or 46.1 percent) during this period, resulting in a sex ratio of birth of 117 males for every 100 females.

City of Calamba had the highest recorded number of live births at 962 which accounts for 22.7 percent of the total. This was followed by City of Biñan with 518 births and Santa Cruz with 437 births or 12.2 percent and 10.3 percent, respectively.

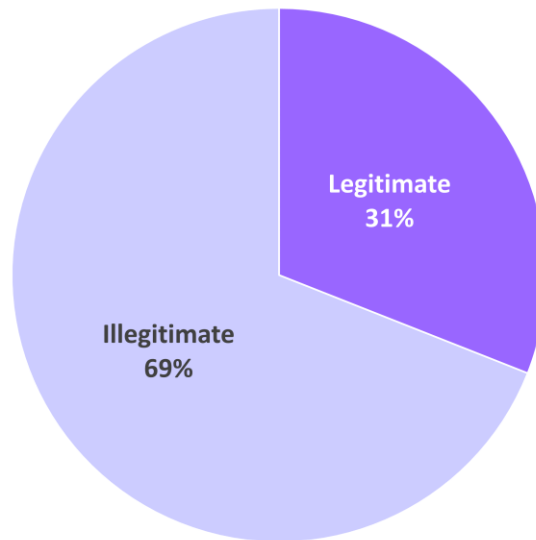
On the other hand, municipalities of Rizal and Magdalena had the lowest number of births with 6 and 15 registered births, respectively. These showed 0.1 percent and 0.4 percent of the total live births for the month of May 2022.

Table 1. Number of Registered Live Births by Type of Birth in Laguna: May 2022

Type of Birth	Both Sexes
Single	4,198
Twins	33
Triplets or more	0
Not Stated	0
Total	4,231

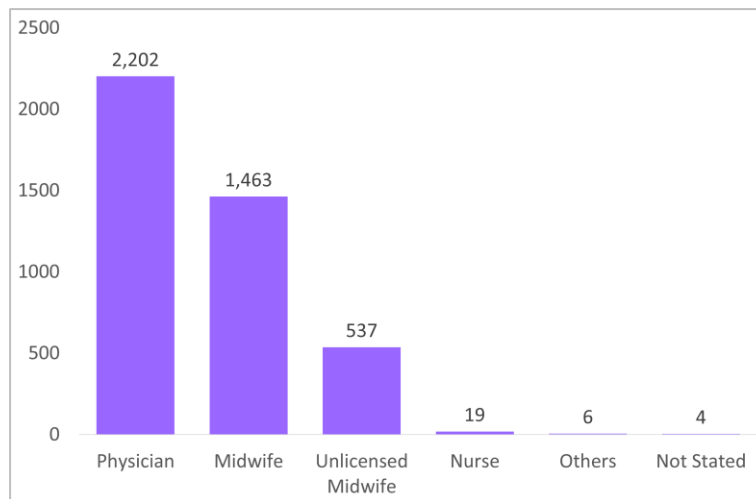
Single babies born during the month constitute 99.2 percent by type of live births. Those who were born twins registered at 0.8 percent of the total births.

Figure 2. Percentage of Registered Live Birth by Legitimacy Status in Laguna: May 2022



Less than half of those born in May 2022 were legitimate (1,311 or 31.0 percent of the total). The illegitimate, on the other hand, comprised 2,920 live births or 69.0 percent.

Figure 3. Number of Registered Live Birth by Attendant at Birth in Laguna: May 2022



In terms of attendant at birth, almost half of the live births (2,202 or 52.0 percent) were attended by physicians. It was followed by midwives with 1,463 live births or 34.6 percent. Services of traditional hilot comprised 12.7 percent with 537 live births.

Technical Notes

Vital statistics are derived from information obtained at the time when the occurrences of vital events and their characteristics are inscribed in a civil register.

Vital acts and events are the births, deaths, fetal deaths, marriages and all such events that have something to do with an individual's entrance and departure from life together with the changes in civil status that may occur to a person during his lifetime. Recording of these events in the civil registration and the resulting documents are called vital records.

The reference period of this special release is whole month of May 2022.

Some significant concepts and definitions used are listed below. Some points are found in the summary measures used in describing the facts or events.

- a. LIVE BIRTH – is a complete expulsion or extraction from its mother of a product of conception, irrespective of the duration of pregnancy, which after such separation, breaths or shows any other evidence of life, such as beating of the heart, pulsation of the umbilical cord, or definite movement of the voluntary muscles, whether or not the umbilical cord has been cut or the placenta is attached; each product of such a birth is considered live born.

- b. BIRTH ORDER – refers to the numerical order of a child in relation to all previous deliveries of the mother.


- c. DAILY AVERAGE – refers to the arithmetic mean of birth, death or marriage occurrences per day.

- d. SEX RATIO – refers to the number of males per one hundred females.

- e. PLACE OF OCCURRENCE – refers to the place where the vital event took place.

This release contains statistical tables and graphs encompassing the vital event - births occurring in the province of Laguna.

For interpretation of data, caution is necessary since information presented is not adjusted for under registration.


MAGDALENA T. SERQUEÑA
Provincial Statistics Officer

STATISTICAL TABLES

TABLE 1. Number of Registered Live Births by Place of Occurrence and by Sex in Laguna: May 2022

NUMBER OF REGISTERED LIVE BIRTHS			
PLACE OF BIRTH	BOTH SEXES	MALE	FEMALE
LAGUNA	4,231	2,280	1,951
ALAMINOS	28	16	12
BAY	92	49	43
CITY OF BIÑAN	518	275	243
CABUYAO	325	169	156
CITY OF CALAMBA	962	628	334
CALAUAN	58	27	31
CAVINTI	23	12	11
FAMY	35	19	16
KALAYAAN	35	16	19
LILIW	29	12	17
LOS BAÑOS	89	44	45
LUISIANA	40	27	13
LUMBAN	19	12	7
MABITAC	32	15	17
MAGDALENA	15	9	6
MAJAYJAY	27	14	13
NAGCARLAN	51	28	23
PAETE	20	8	12
PAGSANJAN	38	14	24
PAKIL	99	52	47
PANGIL	25	9	16
PILA	34	17	17
RIZAL	6	4	2
CITY OF SAN PABLO	390	190	200
CITY OF SAN PEDRO	279	147	132
SANTA CRUZ (Capital)	437	193	244
SANTA MARIA	24	9	15
CITY OF SANTA ROSA	416	222	194
SINILOAN	47	26	21
VICTORIA	38	17	21

Source: DVSS Tabulation

TABLE 2. Number of Registered Live Births by Legitimacy Status
and by Sex in Laguna: May 2022

LEGITIMACY STATUS	BOTH SEXES
Legitimate	1,311
Illegitimate	2,920
Not Stated	0
Total	4,231

Source: DVSS Tabulation

TABLE 3. Number of Registered Live Births by Attendant at Birth
and by Sex in Laguna: May 2022

ATTENDANT AT BIRTH	BOTH SEXES
Physician	2,202
Nurse	19
Midwife	1,463
Unlicensed Midwife (Hilot)	537
Others	6
Not Stated	4
Total	4,231

Source: DVSS Tabulation