



SPECIAL RELEASE

VITAL STATISTICS REPORT: OCTOBER 2019

Births in Laguna

(Preliminary Results)

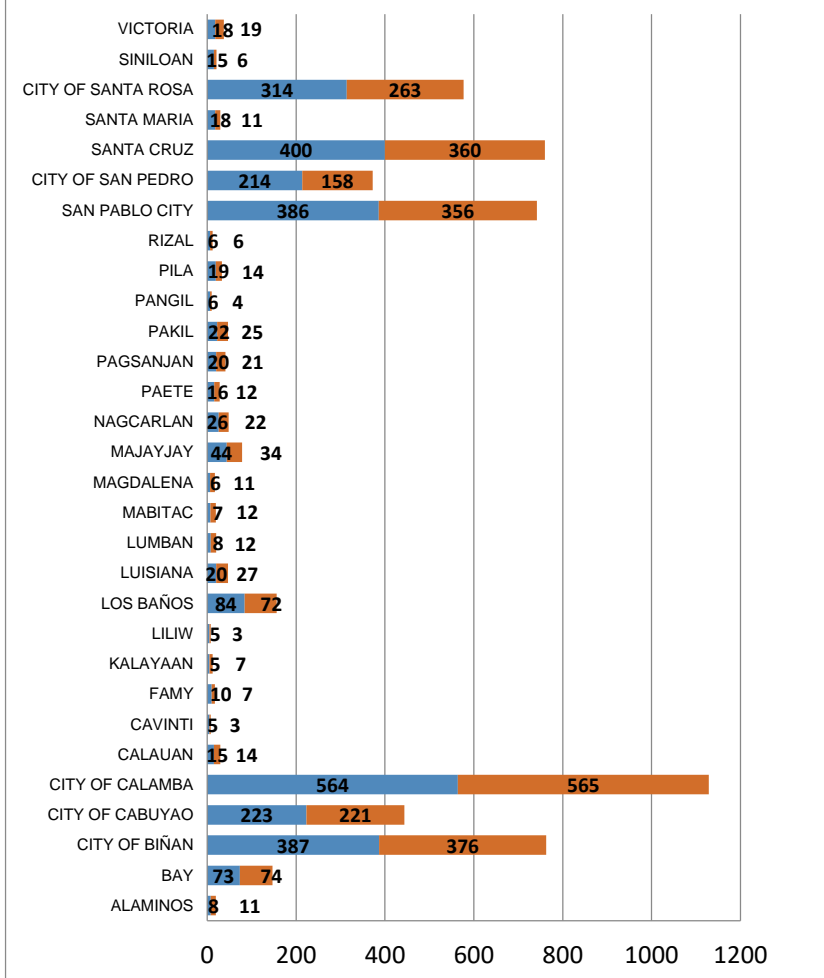
Date of Release: 11 December 2019

Reference No. 2019-037

This report presents statistics on births that were registered in Laguna for the month of October, year 2019. The data presented herein were obtained from the documents submitted by the Local Civil Registrars to the PSA Provincial Office and then processed thru DVSS2K system. Caution must be employed in interpreting the data since the figures were not adjusted in consideration of underregistration.

BIRTH STATISTICS

Figure 1. Number of Registered Live Births by City/Municipality in Laguna: October 2019



The number of live births accounted for the month of October 2019 registered a total of 5,670. This showed a decrease of 12.8 percent from 6,503 live births in October 2018. This gave a daily average occurrence of 183 babies or 8 babies every hour. There were more male babies (2,944 or 51.9 percent) than female babies (2,726 or 48.1 percent) during this period, resulting in a sex ratio of birth of 108 males for every 100 females.

City of Calamba had the highest recorded number of registered live births at 1,129 which accounts for 19.9 percent of the total. This was followed by City of Biñan with 763 births and Santa Cruz with 760 births or 13.5 and 13.4 percent, respectively.

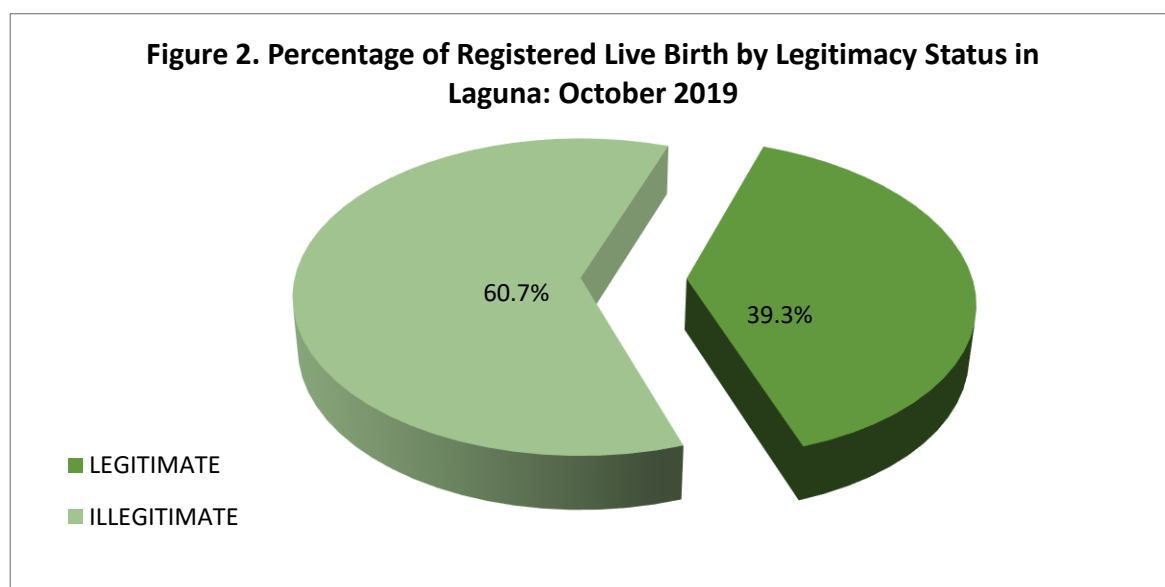
On the other hand, municipalities of Cavinti and Liliw had the lowest number of births with 8 and 8 registered births, respectively. These showed 0.1 percent each of the total live births for the month of October 2019.

Single babies born during the month constitute 99.0 percent by type of live births. Those who were born twins registered at 1.0 percent of the total birth.

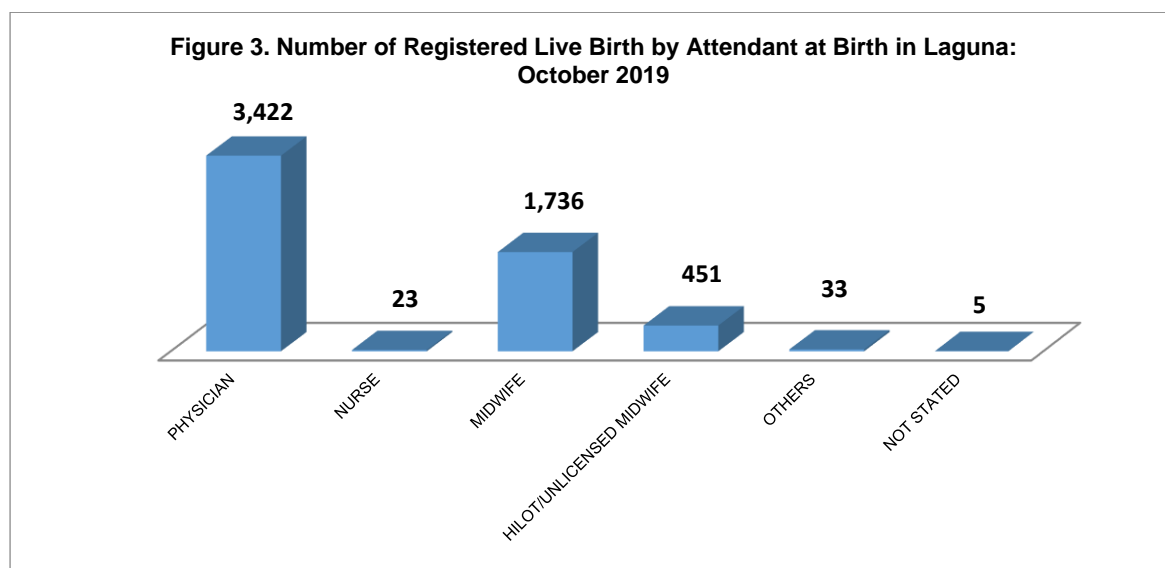
TABLE 1. Number of Registered Live Births by Type of Birth in Laguna: October 2019

Type of Birth	Both Sexes
Single	5,614
Twins	56
Triplets or More	0
Not Stated	0
Total	5,670

Almost two in five of those born in October 2019 were legitimate (2,228 or 39.3 percent of the total). The illegitimate, on the other hand, comprised 3,442 live births or 60.7 percent.



In terms of attendant at birth, 3,422 or 60.4 percent of the live births were attended by physicians. It was followed by midwives with 1,736 live births or 30.6 percent. Services of traditional hilot comprised 8.0 percent with 451 live births.



Technical Notes

Vital statistics are derived from information obtained at the time when the occurrences of vital events and their characteristics are inscribed in a civil register.

Vital acts and events are the births, deaths, fetal deaths, marriages and all such events that have something to do with an individual's entrance and departure from life together with the changes in civil status that may occur to a person during his lifetime. Recording of these events in the civil registration and the resulting documents are called vital records.

The reference period of this special release is whole month of October 2019.

Some significant concepts and definitions used are listed below. Some points are found in the summary measures used in describing the facts or events.

- a. LIVE BIRTH – is a complete expulsion or extraction from its mother of a product of conception, irrespective of the duration of pregnancy, which after such separation, breaths or shows any other evidence of life, such as beating of the heart, pulsation of the umbilical cord, or definite movement of the voluntary muscles, whether or not the umbilical cord has been cut or the placenta is attached; each product of such a birth is considered live born.
- b. BIRTH ORDER – refers to the numerical order of a child in relation to all previous deliveries of the mother.
- c. DAILY AVERAGE – refers to the arithmetic mean of birth, death or marriage occurrences per day.
- d. SEX RATIO – refers to the number of males per one hundred females.
- e. PLACE OF OCCURRENCE – refers to the place where the vital event took place.

This release contains statistical tables and graphs encompassing the vital event - births occurring in the province of Laguna.

For interpretation of data, caution is necessary since information presented is not adjusted for under registration.



MAGDALENA T. SERQUEÑA
Provincial Statistics Officer

LIST OF TABLES

TABLE 1. Number of Registered Live Births by Place of Occurrence and by Sex in Laguna:
October 2019

NUMBER OF REGISTERED LIVE BIRTHS			
PLACE OF BIRTH	BOTH SEXES	MALE	FEMALE
LAGUNA	5,670	2,944	2,726
ALAMINOS	19	8	11
BAY	147	73	74
CITY OF BIÑAN	763	387	376
CITY OF CABUYAO	444	223	221
CITY OF CALAMBA	1,129	564	565
CALAUAN	29	15	14
CAVINTI	8	5	3
FAMY	17	10	7
KALAYAAN	12	5	7
LILIW	8	5	3
LOS BAÑOS	156	84	72
LUISIANA	47	20	27
LUMBAN	20	8	12
MABITAC	19	7	12
MAGDALENA	17	6	11
MAJAYJAY	78	44	34
NAGCARLAN	48	26	22
PAETE	28	16	12
PAGSANJAN	41	20	21
PAKIL	47	22	25
PANGIL	10	6	4
PILA	33	19	14
RIZAL	12	6	6
SAN PABLO CITY	742	386	356
CITY OF SAN PEDRO	372	214	158
SANTA CRUZ	760	400	360
SANTA MARIA	29	18	11
CITY OF SANTA ROSA	577	314	263
SINILOAN	21	15	6
VICTORIA	37	18	19

Source: DVSS Tabulation

TABLE 2. Number of Registered Live Births by Legitimacy Status and by Sex in Laguna:
October 2019

LEGITIMACY STATUS	BOTH SEXES
Legitimate	2,228
Illegitimate	3,442
Not Stated	0
Total	5,670

Source: DVSS Tabulation

TABLE 3. Number of Registered Live Births by Attendant at Birth and by Sex in Laguna:
October 2019

ATTENDANT AT BIRTH	BOTH SEXES
Physician	3,422
Nurse	23
Midwife	1,736
Hilot	451
Others	33
Not Stated	5
Total	5,670

Source: DVSS Tabulation