

# SPECIAL RELEASE

## REPORT: OCTOBER 2019 VITAL STATISTICS

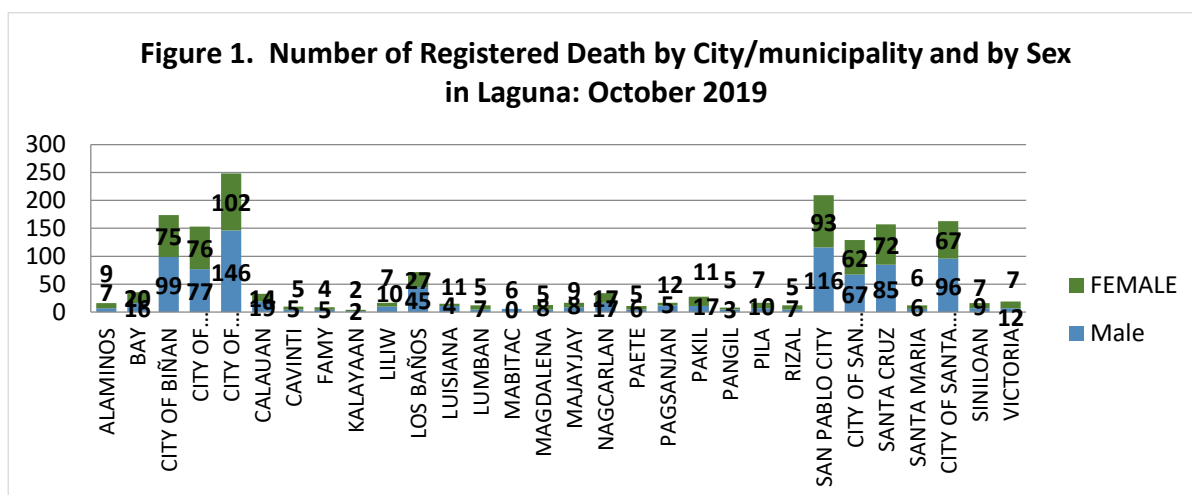
### *Deaths in Laguna* (Preliminary Results)

**Date of Release: 18 December 2019**

Reference No. 19-12-039

*This report presents statistics on deaths that was registered in Laguna for the month of October, year 2019. The data presented herein were obtained from the documents submitted by the Local Civil Registrars to the PSA Provincial Office and then processed thru DVSS2K system. Caution must be employed in interpreting the data since the figures were not adjusted in consideration of under registration.*

## DEATH STATISTICS



The number of deaths for the month of October 2019 reached a total of 1,667. This showed a decreased of 0.7 percent from 1,655 deaths in October 2018. There was a daily average occurrence of 54 deaths or about 2 persons died per hour during this period. There were more male deaths (912 or 54.7 percent) than female deaths (755 or 45.3 percent) during this period, resulting in a sex ratio of death of 121 males for every 100 females.

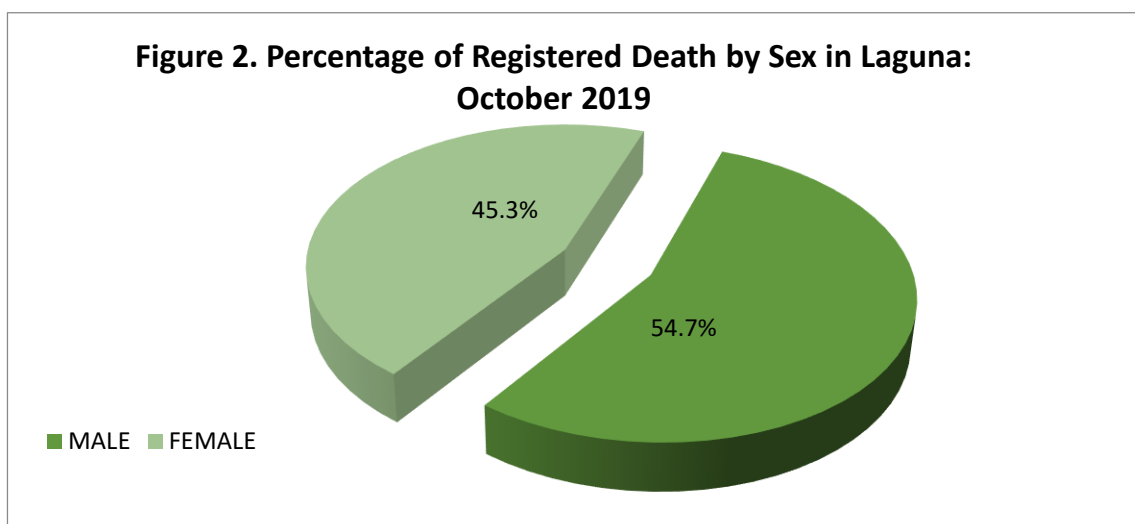
Calamba City showed the highest recorded number of registered deaths at 248 which accounts for 14.9 percent of the total number of deaths in the province. This was followed by San Pablo City with 209 deaths or 12.5 percent and City of Biñan with 174 deaths or 10.4 percent registered during the month.

On the other hand, municipalities of Kalayaan and Pangil, had the lowest number of deaths with 4 and 8 registered deaths. These showed 0.2 percent and 0.5 percent shares of the total deaths for the month of October 2019.

**TABLE 1. Number of Registered Deaths by Age in Laguna: October 2019**

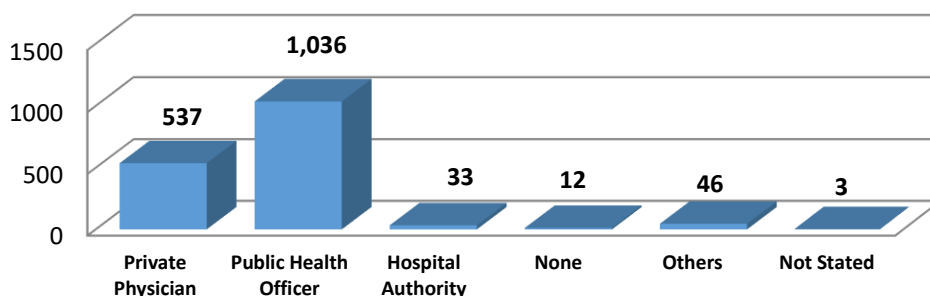
| Age              | Both Sexes   |
|------------------|--------------|
| Days completed   | 37           |
| Months completed | 15           |
| Year completed   | 1,611        |
| Not Stated       | 4            |
| <b>Total</b>     | <b>1,667</b> |

In October 2019, registered male deaths were 912 or 54.7 percent of the total. Female deaths, however, comprised 755 or 45.3 percent during the month.



In terms of attendance of death, 1,036 or 62.1 percent of deaths were attended by public health officer. It was followed by private physicians with 537 deaths or 32.2 percent. Services of hospital authority comprised 2.0 percent with 33 registered deaths.

**Figure 3. Number of Registered Deaths by Attendant at Death in Laguna: October 2019**



### Technical Notes

Vital statistics are derived from information obtained at the time when the occurrences of vital events and their characteristics are inscribed in a civil register.

Vital acts and events are the births, deaths, fetal deaths, marriages and all such events that have something to do with an individual's entrance and departure from life together with the changes in civil status that may occur to a person during his lifetime. Recording of these events in the civil registration and the resulting documents are called vital records.

The reference period of this special release is whole month of October 2019.

Some significant concepts and definitions used are listed below. Some points are found in the summary measures used in describing the facts or events.

- a. DEATH – refers to a permanent disappearance of all evidence of life at any time after live birth has taken place (postnatal cessation of vital function without capability of resuscitation).
- b. DAILY AVERAGE – refers to the arithmetic mean of birth, death or marriage occurrences per day.
- c. SEX RATIO – refers to the number of males per one hundred females.
- d. PLACE OF OCCURRENCE – refers to the place where the vital event took place.

This release contains statistical tables and graphs of deaths occurring in the province of Laguna.

For interpretation of data, caution is necessary since information presented is not adjusted for under registration.

  
**MAGDALENA T. SARQUENA**  
Provincial Statistics Officer

## LIST OF TABLES

TABLE 2. Number of Registered Deaths by Place of Occurrence and by Sex in Laguna: October 2019

| NUMBER OF REGISTERED DEATHS |              |            |            |
|-----------------------------|--------------|------------|------------|
| PLACE OF DEATH              | BOTH SEXES   | MALE       | FEMALE     |
| ALAMINOS                    | 16           | 7          | 9          |
| BAY                         | 36           | 16         | 20         |
| BIÑAN CITY                  | 174          | 99         | 75         |
| CABUYAO CITY                | 153          | 77         | 76         |
| CALAMBA CITY                | 248          | 146        | 102        |
| CALAUAN                     | 33           | 19         | 14         |
| CAVINTI                     | 10           | 5          | 5          |
| FAMY                        | 9            | 4          | 5          |
| KALAYAAN                    | 4            | 2          | 2          |
| LILIW                       | 17           | 10         | 7          |
| LOS BAÑOS                   | 72           | 45         | 27         |
| LUISIANA                    | 15           | 11         | 4          |
| LUMBAN                      | 12           | 5          | 7          |
| MABITAC                     | 6            | 6          | 0          |
| MAGDALENA                   | 13           | 5          | 8          |
| MAJAYJAY                    | 17           | 9          | 8          |
| NAGCARLAN                   | 34           | 17         | 17         |
| PAETE                       | 11           | 5          | 6          |
| PAGSANJAN                   | 17           | 12         | 5          |
| PAKIL                       | 28           | 11         | 17         |
| PANGIL                      | 8            | 5          | 3          |
| PILA                        | 17           | 7          | 10         |
| RIZAL                       | 12           | 5          | 7          |
| SAN PABLO CITY              | 209          | 116        | 93         |
| SAN PEDRO CITY              | 129          | 67         | 62         |
| STA CRUZ                    | 157          | 85         | 72         |
| SANTA MARIA                 | 12           | 6          | 6          |
| CITY OF SANTA ROSA          | 163          | 96         | 67         |
| SINILOAN                    | 16           | 7          | 9          |
| VICTORIA                    | 19           | 7          | 12         |
| Total                       | <b>1,667</b> | <b>912</b> | <b>755</b> |

Source: DVSS tabulation

Table 3. Age

|                    | AGE          |                |                  |                |            |          |
|--------------------|--------------|----------------|------------------|----------------|------------|----------|
|                    | Total        | Days completed | Months completed | Year completed | Not Stated | Blank    |
| <b>LAGUNA</b>      | <b>1,667</b> | <b>37</b>      | <b>15</b>        | <b>1,611</b>   | <b>4</b>   | <b>-</b> |
| ALAMINOS           | 16           | -              | 1                | 14             | 1          | -        |
| BAY                | 36           | 1              | -                | 35             | -          | -        |
| BIÑAN CITY         | 174          | 2              | 3                | 169            | -          | -        |
| CABUYAO CITY       | 153          | 1              | 1                | 151            | -          | -        |
| CITY OF CALAMBA    | 248          | 10             | 2                | 235            | 1          | -        |
| CALAUAN            | 33           | -              | -                | 33             | -          | -        |
| CAVINTI            | 10           | 1              | -                | 9              | -          | -        |
| FAMY               | 9            | 1              | -                | 8              | -          | -        |
| KALAYAAN           | 4            | -              | -                | 4              | -          | -        |
| LILIW              | 17           | -              | -                | 17             | -          | -        |
| LOS BANOS          | 72           | 2              | 1                | 69             | -          | -        |
| LUISIANA           | 15           | -              | -                | 15             | -          | -        |
| LUMBAN             | 12           | -              | -                | 12             | -          | -        |
| MABITAC            | 6            | -              | -                | 6              | -          | -        |
| MAGDALENA          | 13           | -              | -                | 13             | -          | -        |
| MAJAYJAY           | 17           | -              | -                | 17             | -          | -        |
| NAGCARLAN          | 34           | -              | -                | 33             | -          | -        |
| PAETE              | 11           | 1              | -                | 10             | -          | -        |
| PAGSANJAN          | 17           | -              | 1                | 17             | -          | -        |
| PAKIL              | 28           | -              | -                | 28             | -          | -        |
| PANGIL             | 8            | -              | -                | 8              | -          | -        |
| PILA               | 17           | -              | -                | 17             | -          | -        |
| RIZAL              | 12           | -              | -                | 12             | -          | -        |
| SAN PABLO CITY     | 209          | 5              | -                | 203            | 1          | -        |
| SAN PEDRO          | 129          | 3              | 1                | 125            | -          | -        |
| SANTA CRUZ         | 157          | 6              | 3                | 147            | 1          | -        |
| SANTA MARIA        | 12           | -              | -                | 12             | -          | -        |
| CITY OF SANTA ROSA | 163          | 3              | 2                | 158            | -          | -        |
| SINILOAN           | 16           | 1              | -                | 15             | -          | -        |
| VICTORIA           | 19           | -              | -                | 19             | -          | -        |

Source: DVSS tabulation

Table 4. Attendant at Death

|                    | Attendant at Death |                   |                       |                    |           |           |            |
|--------------------|--------------------|-------------------|-----------------------|--------------------|-----------|-----------|------------|
|                    | Total              | Private Physician | Public Health Officer | Hospital Authority | None      | Others    | Not Stated |
| <b>LAGUNA</b>      | <b>1,532</b>       | <b>451</b>        | <b>991</b>            | <b>13</b>          | <b>25</b> | <b>47</b> | <b>5</b>   |
| ALAMINOS           | 22                 | 6                 | 16                    | -                  | -         | -         | -          |
| BAY                | 38                 | 10                | 24                    | 2                  | -         | 2         | -          |
| BIÑAN CITY         | 156                | 59                | 95                    | -                  | -         | 1         | 1          |
| CABUYAO CITY       | 93                 | 16                | 73                    | -                  | -         | 4         | -          |
| CITY OF CALAMBA    | 212                | 41                | 152                   | -                  | -         | 19        | -          |
| CALAUAN            | 35                 | 22                | 13                    | -                  | -         | -         | -          |
| CAVINTI            | 14                 | 2                 | 11                    | -                  | -         | -         | -          |
| FAMY               | 4                  | 2                 | 2                     | -                  | -         | -         | 1          |
| KALAYAAN           | 7                  | 1                 | 6                     | -                  | -         | -         | -          |
| LILIW              | 15                 | -                 | 15                    | -                  | -         | -         | -          |
| LOS BANOS          | 51                 | 16                | 32                    | -                  | -         | 2         | 1          |
| LUISIANA           | 10                 | 2                 | 8                     | -                  | -         | -         | -          |
| LUMBAN             | 11                 | -                 | 11                    | -                  | -         | -         | -          |
| MABITAC            | 8                  | -                 | 7                     | -                  | -         | 1         | -          |
| MAGDALENA          | 10                 | -                 | 10                    | -                  | -         | -         | -          |
| MAJAYJAY           | 10                 | -                 | 10                    | -                  | -         | -         | -          |
| NAGCARLAN          | 35                 | 5                 | 30                    | -                  | -         | -         | -          |
| PAETE              | 18                 | 4                 | 14                    | -                  | -         | -         | -          |
| PAGSANJAN          | 23                 | 8                 | 15                    | -                  | -         | -         | -          |
| PAKIL              | 23                 | 6                 | -                     | 10                 | 6         | -         | 1          |
| PANGIL             | 9                  | -                 | 7                     | -                  | -         | 2         | -          |
| PILA               | 30                 | -                 | 30                    | -                  | -         | -         | -          |
| RIZAL              | 5                  | -                 | 5                     | -                  | -         | -         | -          |
| SAN PABLO CITY     | 183                | 43                | 137                   | -                  | -         | 3         | -          |
| SAN PEDRO          | 136                | 89                | 24                    | -                  | 19        | 4         | -          |
| SANTA CRUZ         | 148                | 40                | 106                   | -                  | -         | 1         | 1          |
| SANTA MARIA        | 13                 | -                 | 13                    | -                  | -         | -         | -          |
| CITY OF SANTA ROSA | 180                | 78                | 93                    | 1                  | -         | 8         | -          |
| SINILOAN           | 14                 | -                 | 14                    | -                  | -         | -         | -          |
| VICTORIA           | 19                 | 1                 | 18                    | -                  | -         | -         | -          |

Source: DVSS tabulation