

SPECIAL RELEASE

REPORT: JANUARY 2020 VITAL STATISTICS

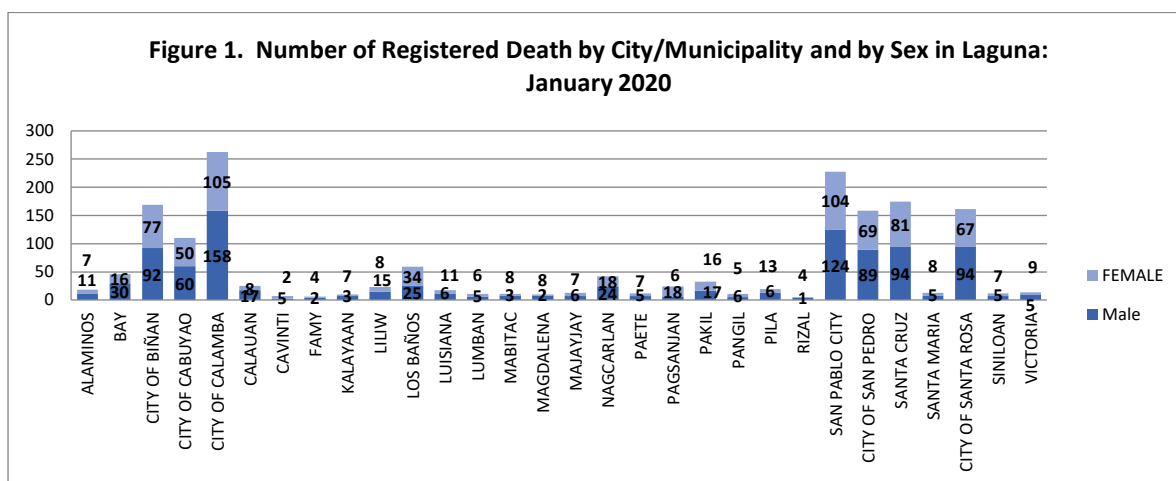
Deaths in Laguna (Preliminary Results)

Date of Release: March 16, 2020

Reference No. 2020-005

This report presents statistics on deaths that was registered in Laguna for the month of January year 2020. The data presented herein were obtained from the documents submitted by the Local Civil Registrars to the PSA Provincial Office and then processed thru DVSS2K system. Caution must be employed in interpreting the data since the figures were not adjusted in consideration of under registration.

DEATH STATISTICS



The number of deaths for the month of January 2020 reached a total of 1,705. This showed a decreased of 10.0 percent from 1,894 deaths in January 2019. There was a daily average occurrence of 55 deaths or about 2 persons died per hour during this period. There were more male deaths (961 or 56.4 percent) than female deaths (744 or 43.6 percent) during this period, resulting in a sex ratio of death of 129 males for every 100 females.

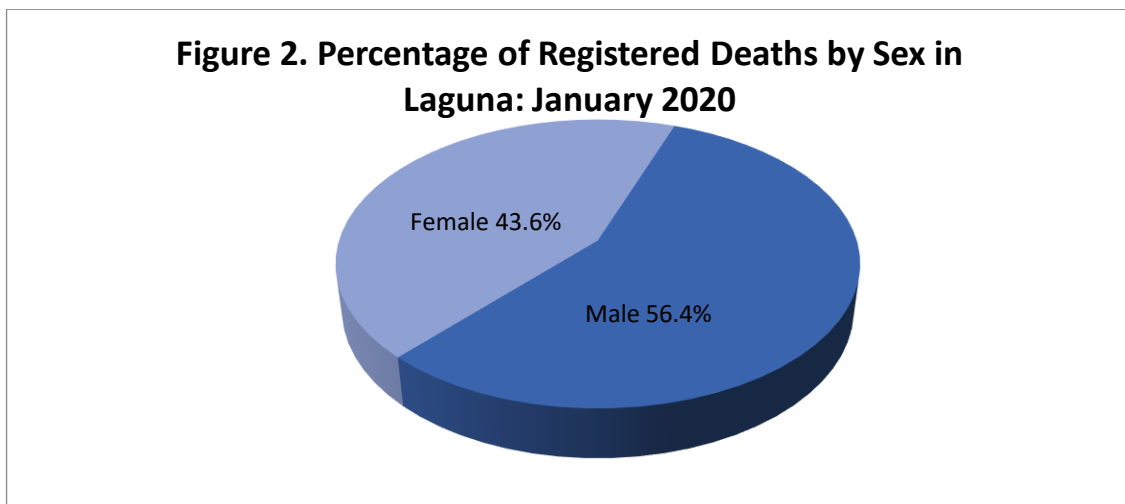
City of Calamba showed the highest recorded number of registered deaths at 263 which accounts for 15.4 percent of the total number of deaths in the province. This was followed by City of San Pablo City with 228 deaths or 13.4 percent and Santa Cruz with 175 births or 10.3 percent registered during the month.

On the other hand, municipalities of Rizal and Famy, had the lowest number of deaths with 5 and 6 registered deaths. These showed 0.3 and 0.4 percent shares of the total deaths for the month of January 2020, respectively.

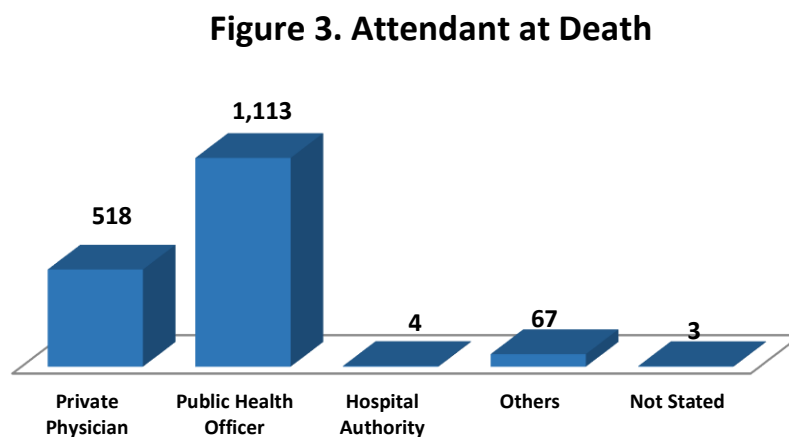
TABLE 1. Number of Registered Deaths by Age in Laguna: January 2020

Age	Both Sexes
Days completed	33
Months completed	22
Year completed	1,646
Not Stated	2
Blank	2
Total	1,705

In January 2020, registered male deaths were 961 or 56.4 percent of the total. Female deaths, however, comprised 744 or 43.6 percent during the month.



In terms of attendance of death, 851 or 65.5 percent of deaths were attended by public health officer. It was followed by private physicians with 384 deaths or 29.6 percent. Services of hospital authority comprised 0.8 percent with 11 registered deaths.



Technical Notes

Vital statistics are derived from information obtained at the time when the occurrences of vital events and their characteristics are inscribed in a civil register.

Vital acts and events are the births, deaths, fetal deaths, marriages and all such events that have something to do with an individual's entrance and departure from life together with the changes in civil status that may occur to a person during his lifetime. Recording of these events in the civil registration and the resulting documents are called vital records.

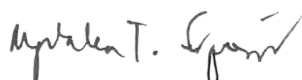
The reference period of this special release is whole month of January 2020.

Some significant concepts and definitions used are listed below. Some points are found in the summary measures used in describing the facts or events.

- a. DEATH – refers to a permanent disappearance of all evidence of life at any time after live birth has taken place (postnatal cessation of vital function without capability of resuscitation).
- b. DAILY AVERAGE – refers to the arithmetic mean of birth, death or marriage occurrences per day.
- c. SEX RATIO – refers to the number of males per one hundred females.
- d. PLACE OF OCCURRENCE – refers to the place where the vital event took place.

This release contains statistical tables and graphs of deaths occurring in the province of Laguna.

For interpretation of data, caution is necessary since information presented is not adjusted for under registration.



MAGDALENA T. SERQUEÑA
Provincial Statistics Officer
Laguna

LIST OF TABLES

TABLE 2. Number of Registered Deaths by Place of Occurrence and by Sex in Laguna: January 2020

NUMBER OF REGISTERED DEATHS			
PLACE OF DEATH	BOTH SEXES	MALE	FEMALE
ALAMINOS	18	11	7
BAY	46	30	16
BIÑAN CITY	169	92	77
CABUYAO CITY	110	60	50
CALAMBA CITY	263	158	105
CALAUAN	25	17	8
CAVINTI	7	2	5
FAMY	6	4	2
KALAYAAN	10	7	3
LILIW	23	15	8
LOS BAÑOS	59	25	34
LUISIANA	17	11	6
LUMBAN	11	6	5
MABITAC	11	8	3
MAGDALENA	10	8	2
MAJAYJAY	13	7	6
NAGCARLAN	42	24	18
PAETE	12	7	5
PAGSANJAN	24	6	18
PAKIL	33	16	17
PANGIL	11	5	6
PILA	19	13	6
RIZAL	5	4	1
SAN PABLO CITY	228	124	104
SAN PEDRO CITY	158	89	69
STA CRUZ	175	94	81
SANTA MARIA	13	8	5
CITY OF SANTA ROSA	161	94	67
SINILOAN	12	7	5
VICTORIA	14	9	5
Total	1,705	961	744

Source: DVSS tabulation

Table 3. Age

	AGE					
	Total	Days completed	Months completed	Year completed	Not Stated	Blank
LAGUNA	1,705	33	22	1,646	2	2
ALAMINOS	18	-	-	18	-	-
BAY	46	-	1	45	-	-
BIÑAN CITY	169	6	-	162	-	1
CABUYAO CITY	110	2	2	106	-	-
CITY OF CALAMBA	263	10	4	248	1	-
CALAUAN	25	-	-	25	-	-
CAVINTI	7	-	-	7	-	-
FAMY	6	-	-	6	-	-
KALAYAAN	10	-	-	10	-	-
LILIW	23	-	-	23	-	-
LOS BANOS	59	1	1	55	-	-
LUISIANA	17	-	-	17	-	-
LUMBAN	11	-	-	10	-	-
MABITAC	11	-	-	11	-	-
MAGDALENA	10	-	-	10	-	-
MAJAYJAY	13	-	-	13	-	-
NAGCARLAN	42	-	-	42	-	-
PAETE	12	-	-	12	-	-
PAGSANJAN	24	-	-	24	-	-
PAKIL	33	-	-	33	-	-
PANGIL	11	-	-	11	-	-
PILA	19	-	1	18	-	-
RIZAL	5	-	-	5	-	-
SAN PABLO CITY	228	3	4	219	1	1
SAN PEDRO	158	3	2	153	-	-
SANTA CRUZ	175	5	1	169	-	-
SANTA MARIA	13	-	-	13	-	-
CITY OF SANTA ROSA	161	3	2	156	-	-
SINILOAN	12	-	1	11	-	-
VICTORIA	14	-	-	14	-	-

Source: DVSS tabulation

Table 4. Attendant at Death

	Attendant at Death						
	Total	Private Physician	Public Health Officer	Hospital Authority	None	Others	Not Stated
LAGUNA	1,705	518	1,113	4	0	67	3
ALAMINOS	18	-	18	-	-	-	-
BAY	46	8	36	-	-	2	-
BIÑAN CITY	169	70	90	-	-	7	2
CABUYAO CITY	110	31	75	-	-	4	-
CITY OF CALAMBA	263	49	185	-	-	29	-
CALAUAN	25	2	21	-	-	1	1
CAVINTI	7	-	7	-	-	-	-
FAMY	6	1	4	-	-	1	-
KALAYAAN	10	-	9	-	-	1	-
LILIW	23	-	23	-	-	-	-
LOS BANOS	59	24	33	-	-	2	-
LUISIANA	17	1	15	1	-	-	-
LUMBAN	11	-	11	-	-	-	-
MABITAC	11	-	10	-	-	1	-
MAGDALENA	10	-	10	-	-	-	-
MAJAYJAY	13	-	13	-	-	-	-
NAGCARLAN	42	-	42	-	-	-	-
PAETE	12	6	6	-	-	-	-
PAGSANJAN	24	8	16	-	-	-	-
PAKIL	33	1	30	1	-	1	-
PANGIL	11	-	11	-	-	-	-
PILA	19	1	18	-	-	-	-
RIZAL	5	-	5	-	-	-	-
SAN PABLO CITY	228	54	171	1	-	2	-
SAN PEDRO	158	146	8	-	-	4	-
SANTA CRUZ	175	41	132	1	-	1	-
SANTA MARIA	13	-	13	-	-	-	-
CITY OF SANTA ROSA	161	73	77	-	-	11	-
SINILOAN	12	2	10	-	-	-	-
VICTORIA	14	-	14	-	-	-	-

Source: DVSS tabulation