



Republic of the Philippines

Philippine Statistics Authority

SPECIAL RELEASE

BPCS December 2021

Date of Release: January 29, 2022

Reference No. 2022 - 003

The approved building permits provide monthly data on building construction at the municipal level nationwide. These construction statistics include the number, floor area, type of building and value of construction. Statistics generated from approved building permits are the bases of estimating level of construction of national income accounts and an indicator on the level of investment in the country. As such, the data is valuable in analyzing present economic conditions and past developments, forecasting future trends and making policy decisions.

The generation of construction statistics from approved building permits covers all municipalities and cities issuing building permits for the construction of residential and non-residential structures, additions and alterations and repairs, demolition, landscaping and putting up of signboards.

The month of December 2021, posted a total of 440 building permit applications decreased by 44 percent compared to previous month of 789 documents.

The 440 buildings constructed had a total floor area of 149,336 sq. m., and value amounting to Php 1.532M.

Cainta registered the highest number of buildings constructed with 76 applications, and total floor area of 13,402 sq.m. amounting to Php 184M.

Followed by City of Antipolo (73); Taytay (52); Rodriguez (Montalban) (46); and Binangonan (41).

These were the top city/municipalities that added much to the continuous development of residential and non-residential building constructions for this month.

The municipalities, which recorded, the least number of buildings constructed during the period were Cardona (1), Jala-Jala (6), Baras (11), Pililla (15) and Morong and Tanay (18).

The top city/municipalities, which placed the utmost value of construction, were, Antipolo City, Php 844.678M (55.13%); Cainta, 184.159M (12.02%); Taytay, Php 117.777M (7.69%); Rodriguez (Montalban) Php 70.445M (4.60%); and Angono Php 65.150M (4.25%).



SPECIAL RELEASE

Table 1. Number, Floor Area and Value of Building Construction, By Type of Building and By City/Municipality: Rizal, December 2021
(Details may not add up to totals due to rounding.)

City/ Municipality	Total			Residential			Non-Residential		
	Number	Floor Area (sq.m)	Value (1,000)	Number	Floor Area (sq.m.)	Value (1,000)	Number	Floor Area (sq. m.)	Value (1,000)
Rizal	440	149,336	1,532,113	336	59,446	736,037	46	87,472	723,680
Angono	24	5,417	65,150	19	4,677	49,685	0	0	0
City of Antipolo	73	94,030	844,678	57	16,709	225,986	13	77,249	616,590
Baras	11	547	6,570	6	520	4,720	1	27	250
Binangonan	41	4,392	59,881	30	3,289	45,486	4	765	9,748
Cainta	76	13,402	184,159	60	12,206	162,832	2	415	5,025
Cardona	1	200	1,807	1	200	1,807	0	0	0
Jala-Jala	6	2,549	27,829	5	549	6,829	1	2,000	21,000
Rodriguez (Montalban)	46	5,500	70,445	36	3,605	41,020	5	1,861	25,622
Morong	18	1,373	14,648	16	1,070	13,542	1	257	283
Pililla	15	963	7,851	10	593	4,507	3	246	2,775
San Mateo	39	4,664	55,781	28	3,865	38,688	3	719	3,417
Tanay	18	2,142	30,452	11	1,726	23,577	5	416	3,683
Taytay	52	10,890	117,777	47	9,480	102,209	2	1,316	12,744
Teresa	20	3,267	45,084	10	957	15,150	6	2,201	22,544

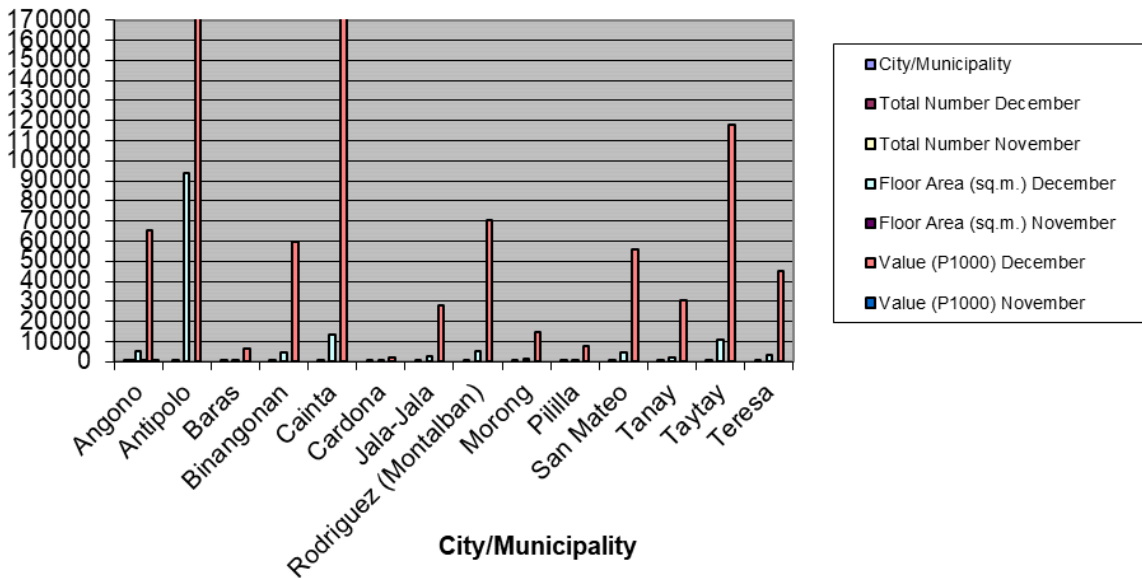


SPECIAL RELEASE

City/ Municipality	Additions			Alterations/ Repairs		Demolitions		Street Furniture	
	Number	Floor Area (sq. m.)	Value (1,000)	Number	Value (1,000)	Number	Value (1,000)	Number	Value (1,000)
Rizal	29	2,418	26,351	29	46,045	0	0	9	9,454
Angono	3	740	7,459	2	8,006	0	0	1	166
City of Antipolo	1	72	615	2	1,487	0	0	1	766
Baras	0	0	0	4	1,600	0	0	0	0
Binangonan	6	338	4,497	1	150	0	0	2	2,063
Cainta	9	781	9,202	5	7,100	0	0	1	2,650
Cardona	0	0	0	0	0	0	0	0	0
Jala-Jala	0	0	0	0	0	0	0	0	0
Rodriguez (Montalban)	1	34	696	4	3,108	0	0	1	1,241
Morong	1	46	824	0	0	0	0	1	1,037
Pililla	2	124	569	0	0	0	0	0	0
San Mateo	1	80	590	7	13,086	0	0	0	0
Tanay	0	0	0	2	3,193	0	0	1	766
Taytay	2	94	1,375	1	1,450	0	0	1	766
Teresa	3	109	525	1	6,865	0	0	0	0

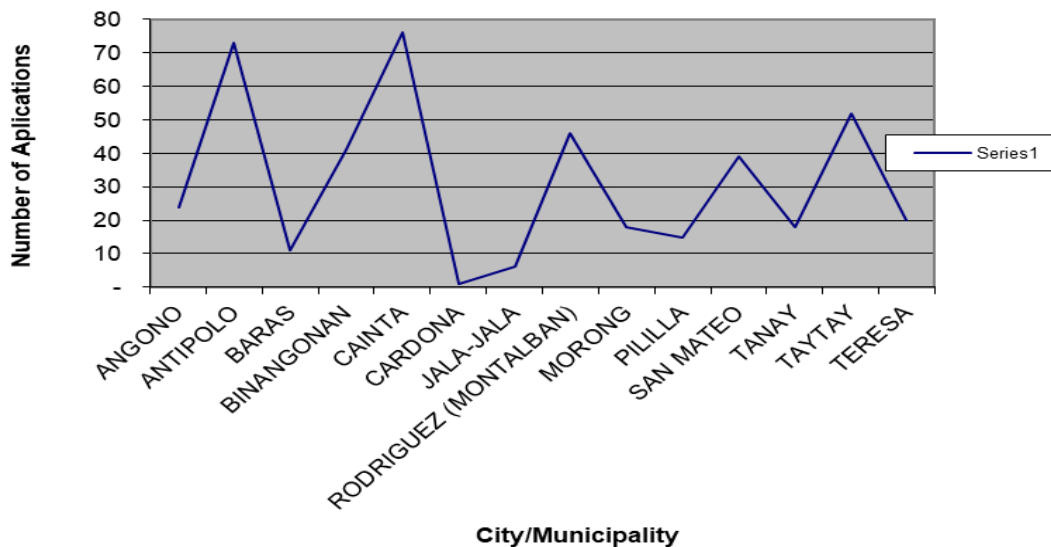
SPECIAL RELEASE

Figure 1. Total Number, Floor Area, Value of Building by City/Municipality in Rizal: (November - December 2021)



Cainta registered the highest number of building Applications (76) for the month of December 2021.

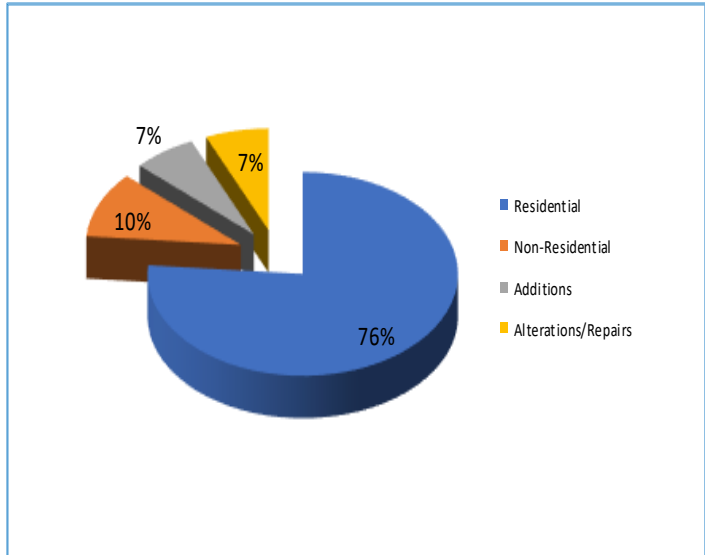
Figure 2. Total Number of Applications by City/Municipality: Rizal, December 2021



SPECIAL RELEASE

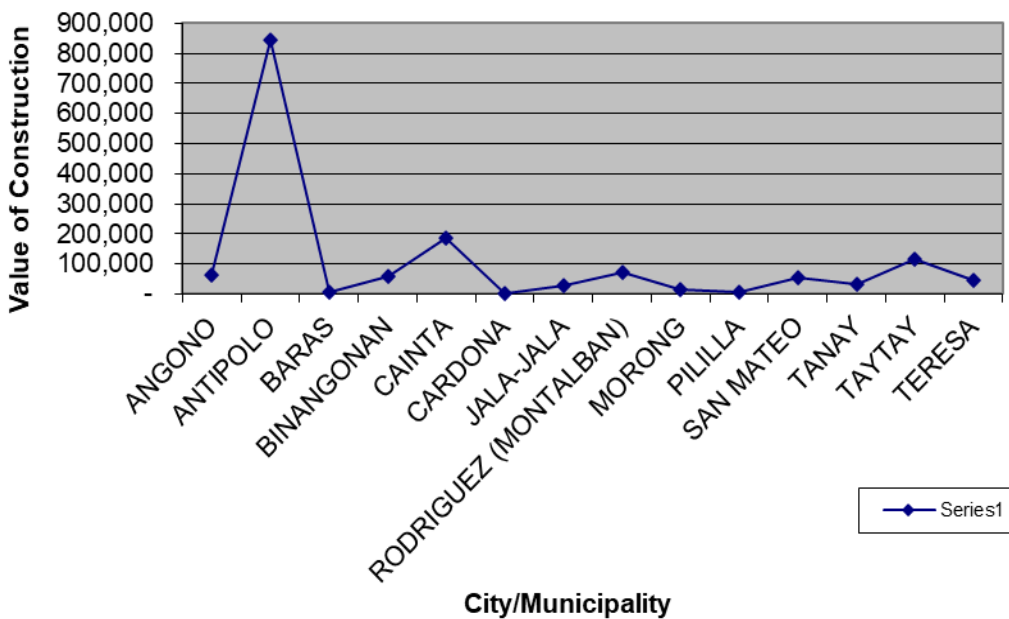
Building permit applications for this period is broken down into residential (336), non-residential (46), additions (29) and (29) alterations/repairs

Figure 3. Percentage of Building Permit Application by Type of Building: Rizal, December 2021



Residential constructions built up the highest value of Php 736.037M; Non-residential amounted to Php 723.680M; additions at Php 26.351M and alterations/repairs at Php 46.045M.

Figure 4. Total Value of Construction by City/Municipality, Rizal: December 2021



SPECIAL RELEASE

Table 2. Total Number of Non-Residential Building, Floor Area and Value of Construction by City/Municipality: Rizal, December 2021
(Details may not add up to totals due to rounding.)

City/Municipality	TOTAL		
	Number	Floor Area (sq.m.)	Value of Construction (1,000)
RIZAL	46	87,472	723,680
Antipolo City	13	77,249	616,590
Baras	1	27	250
Binangonan	4	765	9,748
Cainta	2	415	5,025
Jala-Jala	1	2,000	21,000
Rodriguez	5	1,861	25,622
Morong	1	257	283
Pililla	3	246	2,775
San Mateo	3	719	3,417
Tanay	5	416	3,683
Taytay	2	1,316	12,744
Teresa	6	2,201	22,544

There were 46 total approved building permits for Non-residential buildings/

There were one city and eleven municipalities with non-residential building permits approved for this month. (See Table 2)

Antipolo City posted the highest value of non-residential buildings amounting to Php 617M for this month.



Nonresidential building includes commercial, industrial, agricultural and institutional building. Other non residential building not elsewhere classified refers to parks, plazas, monuments, pools, plant boxes, sidewalks, promenades, electric poles, telephone lines, outdoor ads, Signboard, fence closure, golf course and the like."

Table 3. Total Number of Non-Residential Building, Floor Area and Value of Construction by Type of Building: Rizal, December 2021
(Details may not add up to totals due to rounding.)

Type of Non-Residential Building	TOTAL		
	Number	Floor Area (sq.m.)	Value of Construction (1,000)
Rizal	46	87,472	723,680
Commercial	32	46,364	129,469
Industrial	3	34,587	512,374
Institutional	10	4,521	60,837
Agricultural	1	2,000	21,000
Others	0	0	0

For Non-residential buildings, Commercial buildings shared biggest part in the total applications, representing 70 percent and 30 percent shared by the remaining non-residential buildings.



SPECIAL RELEASE

Table 4. Total Number of New Residential Building Construction, Floor Area and Value of Construction By City/Municipality: Rizal, December 2021
(Details may not add up to totals due to rounding.)

City/ Municipality	Total			Single			Duplex/Quadruplex		
	Number	Floor Area (sq. m.)	Value (1,000)	Number	Floor Area (sq. m.)	Value (1,000)	Number	Floor Area (sq. m.)	Value (1,000)
Rizal	336	59,446	736,037	295	49,629	621,114	10	1,380	19,298
Angono	19	4,677	49,685	13	3,552	39,059	2	186	2,133
City of Antipolo	57	16,709	225,986	48	13,345	184,348	3	649	7,344
Baras	6	520	4,720	5	445	4,040	0	0	0
Binangonan	30	3,289	45,486	27	2,967	40,012	0	0	0
Cainta	60	12,206	162,832	49	9,534	131,501	4	424	8,722
Cardona	1	200	1,807	1	200	1,807	0	0	0
Jala-Jala	5	549	6,829	5	549	6,829	0	0	0
Rodriguez (Montalban)	36	3,605	41,020	35	3,491	40,048	0	0	0
Morong	16	1,070	13,542	16	1,070	13,542	0	0	0
Pililla	10	593	4,507	8	346	2,958	0	0	0
San Mateo	28	3,865	38,688	27	3,582	35,853	0	0	0
Tanay	11	1,726	23,577	9	1,185	14,483	1	121	1,100
Taytay	47	9,480	102,209	44	8,651	93,906	0	0	0
Teresa	10	957	15,150	8	712	12,728	0	0	0



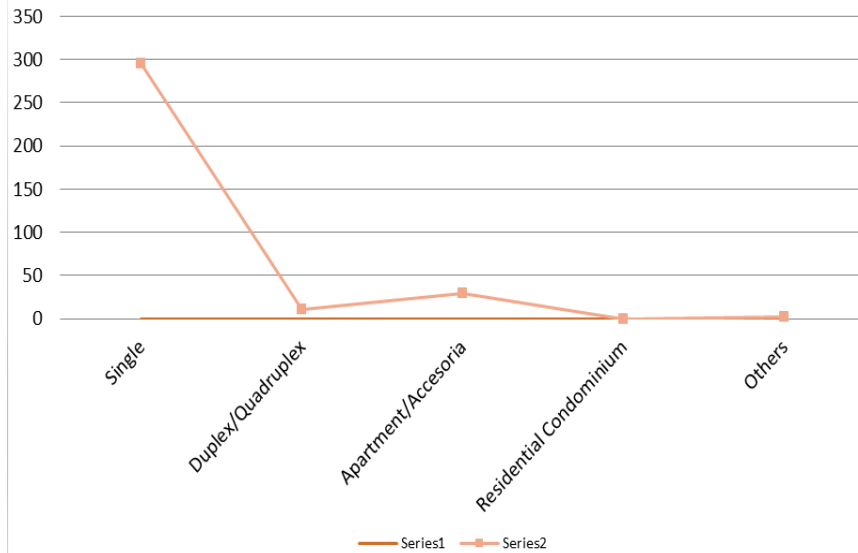
SPECIAL RELEASE

City/ Municipality	Apartment/Accessoria			Residential Condominium			Others		
	Number	Floor Area (sq. m.)	Value (1,000)	Number	Floor Area (sq. m.)	Value (1,000)	Number	Floor Area (sq. m.)	Value (1,000)
Rizal	29	8,081	90,529	0	0	0	2	356	5,096
Angono	4	939	8,493	0	0	0	0	0	0
City of Antipolo	6	2,715	34,294	0	0	0	0	0	0
Baras	1	75	680	0	0	0	0	0	0
Binangonan	3	322	5,474	0	0	0	0	0	0
Cainta	6	1,937	17,932	0	0	0	1	311	4,678
Cardona	0	0	0	0	0	0	0	0	0
Jala-Jala	0	0	0	0	0	0	0	0	0
Rodriguez (Montalban)	1	114	972	0	0	0	0	0	0
Morong	0	0	0	0	0	0	0	0	0
Pililla	2	247	1,549	0	0	0	0	0	0
San Mateo	1	283	2,835	0	0	0	0	0	0
Tanay	1	420	7,993	0	0	0	0	0	0
Taytay	3	829	8,303	0	0	0	0	0	0
Teresa	1	200	2,004	0	0	0	1	45	418

SPECIAL RELEASE

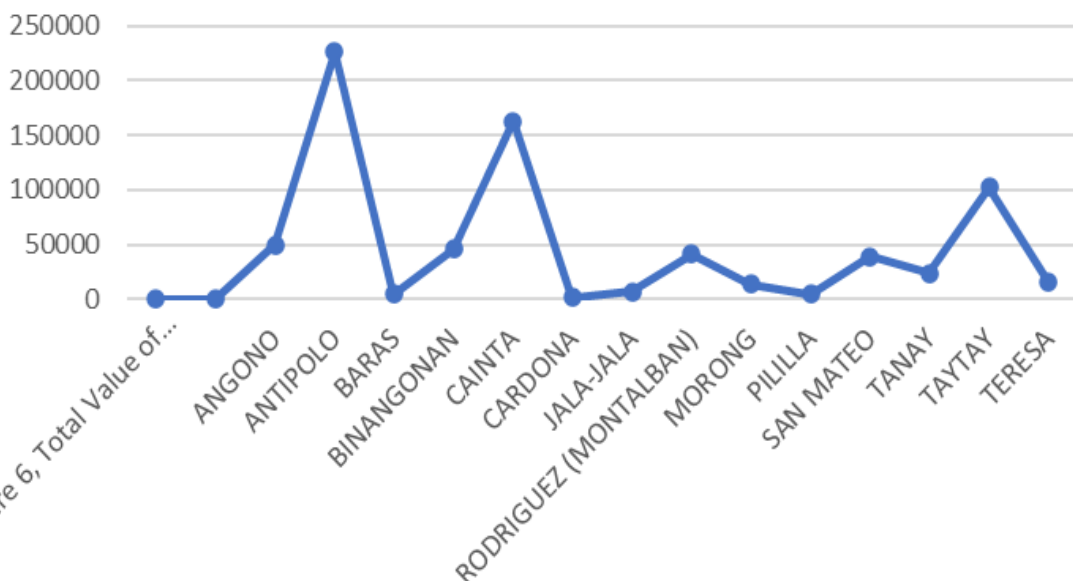
For New Residential Building, Single houses dominated the number of residential constructions with 295 or 88% of the total residential buildings

Figure 5. Total Number of New Residential Building Construction by Type of Building; Rizal, December 2021



Apartment/Accessoria houses ranked second with 29 or 8.63%; and followed by Duplex/Quadruplex with 10 or 2.98%. No residential Condominium constructed for this month.

Figure 6 . Total Value of New Residential Building by city/Municipality in Rizal: December 2021





SPECIAL RELEASE

Definition of terms

Building permit - a written authorization granted by the Local building official (LBO) to an applicant allowing him to proceed with the construction of a specific project after plans, specifications, and other pertinent documents have been found to be in conformity with the National Building code (PD 1096)

Floor Area of Building – the sum of the area of each floor of the building measured to the outer surface of the outer walls including the area of lobbies, cellars, elevator shafts, and all communal spaces in multi dwellings; areas of balconies are excluded.

Total Value of Construction – the sum of the cost of building, electrical, mechanical, plumbing and others; the value is derived from the approved building permit and represents the estimated value of the building or structure when completed.

Data Sources of Information

Data were taken from the building permits collected by PSA field personnel from local building officials nationwide.



Compiled by the BPCS Staff of PSA Rizal Provincial Office

For more information:



PHILIPPINE STATISTICS AUTHORITY
Rizal Provincial Office
Ground Floor, Budgetlane Shopping Center
Circumferential Rd., Bgy. San Jose, Antipolo City,



Rizal 8696-63-66 (TELEFAX)



psa.rizal58@gmail.com